



DINAS KEPENDUDUKAN DAN PENCATATAN SIPIL KOTA BIMA



AGREGAT KEPENDUDUKAN KOTA BIMA TAHUN 2023 SEMESTER 1

KATA PENGANTAR

Buku Agregat Kependudukan Kota Bima 2023 Semester I merupakan gambaran kondisi dan perkembangan kependudukan di Kota Bima hingga semester pertama Tahun 2023. Sumber utama data yang digunakan dalam penyusunan Buku Data Agregat Kependudukan Kota Bima 2023 Semester I adalah data kependudukan hasil registrasi penduduk yang tersimpan dalam database operasional SIAK TERPUSAT status 30 Juni 2023 berdasarkan Data Konsolidasi Bersih Kementerian Dalam Negeri Tahun 2023 Semester I.

Buku Data Agregat Kependudukan Kota Bima Tahun 2023 Semester I ini diharapkan dapat menjadi salah satu acuan dalam perumusan, penyusunan perencanaan, dan strategi pembangunan di berbagai bidang agar tepat sasaran sesuai dengan kondisi penduduk, serta evaluasi kebijakan pembangunan yang berwawasan kependudukan, sehingga benar-benar dapat meningkatkan kesejahteraan penduduk Kota Bima pada khususnya dan penduduk Indonesia secara keseluruhan pada umumnya.

Buku Data Agregat Kependudukan Kota Bima Tahun 2023 Semester I ini tentu terdapat berbagai kekurangan, oleh karenanya kritik dan saran yang membangun sangat diperlukan sebagai masukan dalam Buku Data Agregat Perkembangan Kependudukan semester berikutnya.

Kota Bima, 2023
Kepala Dinas Kependudukan dan
Pencatatan Sipil Kota Bima

Hj. MARIAMAH, SH
NIP. 19670311 199303 2 013

DAFTAR ISI

| | |
|--|------------|
| HALAMAN JUDUL | i |
| KATA PENGANTAR | ii |
| DAFTAR ISI | iii |
| | |
| 1. BIDANG KEPENDUDUKAN | 1 |
| 1.1. Penduduk Kota Bima Berdasarkan Kecamatan dan Jenis Kelamin | 1 |
| 1.1. a. Penduduk Kec. Rasanae Barat Berdasarkan Kelurahan dan Jenis Kelamin | 1 |
| 1.1. b. Penduduk Kec. Rasanae Timur Berdasarkan Kelurahan dan Jenis Kelamin | 2 |
| 1.1. c. Penduduk Kecamatan Asakota Berdasarkan Kelurahan dan Jenis Kelamin | 2 |
| 1.1. d. Penduduk Kecamatan Raba Berdasarkan Kelurahan dan Jenis Kelamin | 2 |
| 1.1. e. Penduduk Kecamatan Mpunda Berdasarkan Kelurahan dan Jenis Kelamin | 3 |
| 1.2. Rasio Jenis Kelamin (Sex Ratio) Penduduk Kota Bima Berdasarkan Kecamatan dan Kelurahan | 3 |
| 1.2.a. Rasio Jenis Kelamin (Sex Ratio) Penduduk Kecamatan Rasanae Barat Berdasarkan Kelurahan dan Jenis Kelamin | 4 |
| 1.2.b. Rasio Jenis Kelamin (Sex Ratio) Penduduk Kecamatan Rasanae Timur Berdasarkan Kelurahan dan Jenis Kelamin | 4 |
| 1.2.c. Rasio Jenis Kelamin (Sex Ratio) Penduduk Kecamatan Asakota Berdasarkan Kelurahan dan Jenis Kelamin | 4 |
| 1.2.d. Rasio Jenis Kelamin (Sex Ratio) Penduduk Kecamatan Raba Berdasarkan Kelurahan dan Jenis Kelamin | 5 |
| 1.2.e. Rasio Jenis Kelamin (Sex Ratio) Penduduk Kecamatan Mpunda Berdasarkan Kelurahan dan Jenis Kelamin | 5 |
| 1.3. Penduduk Kota Bima Berdasarkan Kelompok Umur | 5 |
| 1.3. a. Penduduk Kecamatan Rasanae Barat Berdasarkan Kelompok Umur | 6 |
| 1.3. b. Penduduk Kecamatan Rasanae Timur Berdasarkan Kelompok Umur | 7 |
| 1.3. c. Penduduk Kecamatan Asakota Berdasarkan Kelompok Umur | 7 |
| 1.3. d. Penduduk Kecamatan Raba Berdasarkan Kelompok Umur | 8 |
| 1.3. e. Penduduk Kecamatan Mpunda Berdasarkan Kelompok Umur | 9 |

| | |
|---|----|
| 1.4. Penduduk Kota Bima Berdasarkan Perekaman Wajib KTP | 9 |
| 1.4.a. Penduduk Kec. Rasanae Barat Berdasarkan Perekaman Wajib KTP | 10 |
| 1.4.b. Penduduk Kec. Rasanae Timur Berdasarkan Perekaman Wajib KTP | 10 |
| 1.4.c. Penduduk Kec. Asakota Berdasarkan Perekaman Wajib KTP | 10 |
| 1.4.d. Penduduk Kec. Raba Berdasarkan Perekaman Wajib KTP | 11 |
| 1.4.e. Penduduk Kec. Mpunda Berdasarkan Perekaman Wajib KTP | 11 |
| 1.5. Jumlah Kepala Keluarga di Kota Bima Berdasarkan Jenis Kelamin dan Kecamatan | 12 |
| 1.5.a. Jumlah Kepala Keluarga Kecamatan Rasanae Barat Berdasarkan Jenis Kelamin dan Kelurahan | 12 |
| 1.5.b. Jumlah Kepala Keluarga Kecamatan Rasanae Timur Berdasarkan Jenis Kelamin dan Kelurahan | 13 |
| 1.5.c. Jumlah Kepala Keluarga Kecamatan Asakota Berdasarkan Jenis Kelamin dan Kelurahan | 13 |
| 1.5.d. Jumlah Kepala Keluarga Kecamatan Raba Berdasarkan Jenis Kelamin dan Kelurahan | 13 |
| 1.5.e. Jumlah Kepala Keluarga Kecamatan Mpunda Berdasarkan Jenis Kelamin dan Kelurahan | 14 |
| 1.6. Penduduk Kota Bima Berdasarkan Kepemilikan Kartu Identitas Anak (KIA)..... | 14 |
| 1.6.a. Jumlah Kepemilikan Kartu Identitas Anak (KIA) Kecamatan Rasanae Barat Berdasarkan kelurahan | 15 |
| 1.6.b. Jumlah Kepemilikan Kartu Identitas Anak (KIA) Kecamatan Rasanae Timur Berdasarkan kelurahan | 15 |
| 1.6.c. Jumlah Kepemilikan Kartu Identitas Anak (KIA) Kecamatan Asakota Berdasarkan kelurahan | 15 |
| 1.6.d. Jumlah Kepemilikan Kartu Identitas Anak (KIA) Kecamatan Raba Berdasarkan kelurahan | 16 |
| 1.6.e. Jumlah Kepemilikan Kartu Identitas Anak (KIA) Kecamatan Mpunda Berdasarkan kelurahan | 16 |
| 1.7. Jumlah Keluarga dan Rata-rata Jumlah Anggota Keluarga Kota Bima | 17 |
| 1.7.a. Jumlah Keluarga dan Rata-rata Jumlah Anggota Keluarga Kec. Rasanae Barat | 17 |
| 1.7.b. Jumlah Keluarga dan Rata-rata Jumlah Anggota Keluarga Kec. Rasanae Timur | 17 |

| | | |
|-----------|--|-----------|
| 1.7.c. | Jumlah Keluarga dan Rata-rata Jumlah Anggota Keluarga Kec. Asakota | 18 |
| 1.7.d. | Jumlah Keluarga dan Rata-rata Jumlah Anggota Keluarga Kec. Raba..... | 18 |
| 1.7.e. | Jumlah Keluarga dan Rata-rata Jumlah Anggota Keluarga Kec. Mpunda | 19 |
| 2. | BIDANG PENCATATAN SIPIL | 20 |
| 2.1. | Penduduk Kota Bima Berdasarkan Status Kawin | 20 |
| 2.1.a. | Penduduk Kecamatan Rasanae Barat Berdasarkan Status Kawin | 20 |
| 2.1.b. | Penduduk Kecamatan Rasanae Timur Berdasarkan Status Kawin..... | 21 |
| 2.1.c. | Penduduk Kecamatan Asakota Berdasarkan Status Kawin..... | 21 |
| 2.1.d. | Penduduk Kecamatan Raba Berdasarkan Status Kawin | 22 |
| 2.1.e. | Penduduk Kecamatan Mpunda Berdasarkan Status Kawin..... | 22 |
| 2.2. | Penduduk Kota Bima Berdasarkan Kelompok Umur 0 – 17 Tahun dan Kepemilikan Akta Kelahiran..... | 23 |
| 2.2.a. | Penduduk Kec. Rasanae Barat Berdasarkan Kelompok Umur 0 – 17 Tahun dan Kepemilikan Akta Kelahiran | 23 |
| 2.2.b. | Penduduk Kec. Rasanae Timur Berdasarkan Kelompok Umur 0 – 17 Tahun dan Kepemilikan Akta Kelahiran | 24 |
| 2.2.c. | Penduduk Kec. Asakota Berdasarkan Kelompok Umur 0 – 17 Tahun dan Kepemilikan Akta Kelahiran | 24 |
| 2.2.d. | Penduduk Kec. Raba Berdasarkan Kelompok Umur 0 – 17 Tahun dan Kepemilikan Akta Kelahiran | 24 |
| 2.2.e. | Penduduk Kec. Mpunda Berdasarkan Kelompok Umur 0 – 17 Tahun dan Kepemilikan Akta Kelahiran | 25 |
| 3. | BIDANG PENDIDIKAN | 26 |
| 3.1. | Penduduk Kota Bima Berdasarkan Pendidikan Akhir | 26 |
| 3.1.a. | Penduduk Laki-laki Kota Bima Berdasarkan Pendidikan Akhir | 26 |
| 3.1.b. | Penduduk Perempuan Kota Bima Berdasarkan Pendidikan Akhir | 27 |
| 3.1.1. | Penduduk Kecamatan Rasanae Barat Berdasarkan Pendidikan Akhir | 27 |
| 3.1.3.a. | Penduduk Laki-laki Kecamatan Rasanae Barat Berdasarkan Pendidikan Akhir | 28 |

| | | |
|----------|--|----|
| 3.1.3.b. | Penduduk Perempuan Kecamatan Rasanae Barat Berdasarkan Pendidikan Akhir | 28 |
| 3.1.2. | Penduduk Kecamatan Rasanae Timur Berdasarkan Pendidikan Akhir..... | 29 |
| 3.1.2.a. | Penduduk Laki-laki Kecamatan Rasanae Timur Berdasarkan Pendidikan Akhir..... | 29 |
| 3.1.2.b. | Penduduk Perempuan Kecamatan Rasanae Timur Berdasarkan Pendidikan Akhir..... | 30 |
| 3.1.3. | Penduduk Kecamatan Asakota Berdasarkan Pendidikan Akhir..... | 31 |
| 3.1.3.a. | Penduduk Laki-laki Kecamatan Asakota Berdasarkan Pendidikan Akhir | 31 |
| 3.1.3.b. | Penduduk Perempuan Kecamatan Asakota Berdasarkan Pendidikan Akhir | 32 |
| 3.1.4. | Penduduk Kecamatan Raba Berdasarkan Pendidikan Akhir | 32 |
| 3.1.4.a. | Penduduk Laki-laki Kecamatan Raba Berdasarkan Pendidikan Akhir..... | 33 |
| 3.1.4.b. | Penduduk Perempuan Kecamatan Raba Berdasarkan Pendidikan Akhir..... | 34 |
| 3.1.5. | Penduduk Kecamatan Mpunda Berdasarkan Pendidikan Akhir..... | 35 |
| 3.1.5.a. | Penduduk Laki-laki Kecamatan Mpunda Berdasarkan Pendidikan Akhir | 36 |
| 3.1.5.b. | Penduduk Perempuan Kecamatan Mpunda Berdasarkan Pendidikan Akhir..... | 36 |
| 3.2. | Penduduk Kota Bima Berdasarkan Kelompok Umur Pra Sekolah (0 – 6 Tahun) | 38 |
| 3.2.a. | Penduduk Kecamatan Rasanae Barat Berdasarkan Kelompok Umur Pra Sekolah (0 – 6 Tahun) | 38 |
| 3.2.b. | Penduduk Kecamatan Rasanae Timur Berdasarkan Kelompok Umur Pra Sekolah (0 – 6 Tahun) | 39 |
| 3.2.c. | Penduduk Kecamatan Asakota Berdasarkan Kelompok Umur Pra Sekolah (0 – 6 Tahun) | 39 |
| 3.2.d. | Penduduk Kecamatan Raba Berdasarkan Kelompok Umur Pra Sekolah (0 – 6 Tahun) | 39 |
| 3.2.e. | Penduduk Kecamatan Mpunda Berdasarkan Kelompok Umur Pra Sekolah (0 – 6 Tahun) | 40 |

| | |
|---|----|
| 3.3. Kelompok Umur SD/Sederajat (7 – 12 Tahun) | 40 |
| 3.3.a. Penduduk Kecamatan Rasanae Barat Berdasarkan Kelompok Umur SD/Sederajat (7 – 12 Tahun) | 41 |
| 3.3.b. Penduduk Kecamatan Rasanae Timur Berdasarkan Kelompok Umur SD/Sederajat (7 – 12 Tahun) | 42 |
| 3.3.c. Penduduk Kecamatan Asakota Berdasarkan Kelompok Umur SD/Sederajat (7 – 12 Tahun) | 42 |
| 3.3.d. Penduduk Kecamatan Raba Berdasarkan Kelompok Umur SD/Sederajat (7 – 12 Tahun) | 42 |
| 3.3.e. Penduduk Kecamatan Mpunda Berdasarkan Kelompok Umur SD/Sederajat (7 – 12 Tahun) | 43 |
| | |
| 3.4. Kelompok Umur SLTP/Sederajat (13 – 15 Tahun) | 43 |
| 3.4.a. Penduduk Kecamatan Rasanae Barat Berdasarkan Kelompok Umur SLTP/Sederajat (13 – 15 Tahun) | 44 |
| 3.4.b. Penduduk Kecamatan Rasanae Timur Berdasarkan Kelompok Umur SLTP/Sederajat (13 – 15 Tahun) | 44 |
| 3.4.c. Penduduk Kecamatan Asakota Berdasarkan Kelompok Umur SLTP/Sederajat (13 – 15 Tahun) | 45 |
| 3.4.d. Penduduk Kecamatan Raba Berdasarkan Kelompok Umur SLTP/Sederajat (13 – 15 Tahun) | 45 |
| 3.4.e. Penduduk Kecamatan Mpunda Berdasarkan Kelompok Umur SLTP/Sederajat (13 – 15 Tahun) | 46 |
| | |
| 3.5. Kelompok Umur SLTA/Sederajat (16 – 18 Tahun) | 46 |
| 3.5.a. Penduduk Kecamatan Rasanae Barat Berdasarkan Kelompok Umur SLTA/Sederajat (16 – 18 Tahun) | 47 |
| 3.5.b. Penduduk Kecamatan Rasanae Timur Berdasarkan Kelompok Umur SLTA/Sederajat (16 – 18 Tahun) | 47 |
| 3.5.c. Penduduk Kecamatan Asakota Berdasarkan Kelompok Umur SLTA/Sederajat (16 – 18 Tahun) | 48 |
| 3.5.d. Penduduk Kecamatan Raba Berdasarkan Kelompok Umur SLTA/Sederajat (16 – 18 Tahun) | 48 |

| | |
|---|-----------|
| 3.5.e. Penduduk Kecamatan Mpunda Berdasarkan Kelompok Umur SLTA/Sederajat (16 – 18 Tahun) | 49 |
| 3.6. Kelompok Umur Perguruan Tinggi (19 – 25 Tahun) | 49 |
| 3.6.a. Penduduk Kecamatan Rasanae Barat Berdasarkan Kelompok Umur Perguruan Tinggi (19 – 25 Tahun) | 50 |
| 3.6.b. Penduduk Kecamatan Rasanae Timur Berdasarkan Kelompok Umur Perguruan Tinggi (19 – 25 Tahun) | 50 |
| 3.6.c. Penduduk Kecamatan Asakota Berdasarkan Kelompok Umur Perguruan Tinggi (19 – 25 Tahun) | 51 |
| 3.6.d. Penduduk Kecamatan Raba Berdasarkan Kelompok Umur Perguruan Tinggi (19 – 25 Tahun) | 51 |
| 3.6.e. Penduduk Kecamatan Mpunda Berdasarkan Kelompok Umur Perguruan Tinggi (19 – 25 Tahun) | 52 |
| 4. BIDANG SOSIAL DAN KESEHATAN | 53 |
| 4.1. Penduduk Kota Bima Berdasarkan Agama Yang Dianut..... | 53 |
| 5.1.a. Penduduk Rasanae Barat Berdasarkan Agama Yang Dianut..... | 53 |
| 5.1.b. Penduduk Rasanae Timur Berdasarkan Agama Yang Dianut | 54 |
| 5.1.c. Penduduk Asakota Berdasarkan Agama Yang Dianut..... | 54 |
| 5.1.d. Penduduk Raba Berdasarkan Agama Yang Dianut..... | 55 |
| 5.1.e. Penduduk Mpunda Berdasarkan Agama Yang Dianut..... | 56 |
| 4.2. Penduduk Kota Bima Berdasarkan Rasio Anak dan Perempuan | 56 |
| 4.2.a. Penduduk Kecamatan Rasanae Barat Berdasarkan Rasio Anak dan Perempuan | 57 |
| 4.2.b. Penduduk Kecamatan Rasanae Timur Berdasarkan Rasio Anak dan Perempuan | 57 |
| 4.2.c. Penduduk Kecamatan Asakota Berdasarkan Rasio Anak dan Perempuan | 58 |
| 4.2.d. Penduduk Kecamatan Raba Berdasarkan Rasio Anak dan Perempuan | 58 |
| 4.2.e. Penduduk Kecamatan Mpunda Berdasarkan Rasio Anak dan Perempuan | 59 |
| 4.3. Penduduk Kota Bima Berdasarkan Golongan Darah | 60 |
| 4.3.a. Penduduk Laki-laki Kota Bima Berdasarkan Golongan Darah | 60 |
| 4.3.b. Penduduk Perempuan Kota Bima Berdasarkan Golongan Darah | 61 |
| 4.3.1. Penduduk Kec. Rasanae Barat Berdasarkan Golongan Darah | 61 |

| | | |
|-----------|---|-----------|
| 4.3.1.a. | Penduduk Laki-laki Kec. Rasanae Barat Berdasarkan Golongan Darah | 62 |
| 4.3.1.b. | Penduduk Perempuan Kec. Rasanae Barat Berdasarkan Golongan Darah | 62 |
| 4.3.2. | Penduduk Kec. Rasanae Timur Berdasarkan Golongan Darah | 63 |
| 4.3.2.a. | Penduduk Laki-laki Kec. Rasanae Timur Berdasarkan Golongan Darah | 63 |
| 4.3.2.b. | Penduduk Perempuan Kec. Rasanae Timur Berdasarkan Golongan Darah | 64 |
| 4.3.3. | Penduduk Kec. Asakota Berdasarkan Golongan Darah | 65 |
| 4.3.3.a. | Penduduk Laki-laki Kec. Asakota Berdasarkan Golongan Darah | 65 |
| 4.3.3.b. | Penduduk Perempuan Kec. Asakota Berdasarkan Golongan Darah | 66 |
| 4.3.4. | Penduduk Kec. Raba Berdasarkan Golongan Darah | 66 |
| 4.3.4.a. | Penduduk Laki-laki Kec. Raba Berdasarkan Golongan Darah | 67 |
| 4.3.4.b. | Penduduk Perempuan Kec. Raba Berdasarkan Golongan Darah | 68 |
| 4.3.5. | Penduduk Kec. Mpunda Berdasarkan Golongan Darah | 68 |
| 4.3.5.a. | Penduduk Laki-laki Kec. Mpunda Berdasarkan Golongan Darah | 69 |
| 4.3.5.b. | Penduduk Perempuan Kec. Mpunda Berdasarkan Golongan Darah | 70 |
| 4.4. | Penduduk Kota Bima Berdasarkan Penyandang Disabilitas | 71 |
| 4.4.a. | Penduduk Kecamatan Rasanae Barat Berdasarkan Penyandang Disabilitas | 71 |
| 4.4.b. | Penduduk Kecamatan Rasanae Timur Berdasarkan Penyandang Disabilitas | 72 |
| 4.4.c. | Penduduk Kecamatan Asakota Berdasarkan Penyandang Disabilitas | 72 |
| 4.4.d. | Penduduk Kecamatan Raba Berdasarkan Penyandang Disabilitas | 73 |
| 4.4.e. | Penduduk Kecamatan Mpunda Berdasarkan Penyandang Disabilitas | 74 |
| 5. | BIDANG TENAGA KERJA | 75 |
| 5.1. | Penduduk Kota Bima Berdasarkan Jenis Pekerjaan | 75 |

| | | |
|----------|---|-----|
| 5.1.a. | Penduduk Laki-laki Kota Bima Berdasarkan Jenis Pekerjaan | 80 |
| 5.1.b. | Penduduk Perempuan Kota Bima Berdasarkan Jenis Pekerjaan..... | 85 |
| 5.1.1. | Penduduk Kecamatan Rasanae Barat Berdasarkan Jenis Pekerjaan | 90 |
| 5.1.1.a. | Penduduk Laki-laki Kecamatan Rasanae Barat Berdasarkan Jenis Pekerjaan | 95 |
| 5.1.1.b. | Penduduk Perempuan Kecamatan Rasanae Barat Berdasarkan Jenis Pekerjaan | 100 |
| 5.1.2. | Penduduk Kecamatan Rasanae Timur Berdasarkan Jenis Pekerjaan | 105 |
| 5.1.4.a. | Penduduk Laki-laki Kecamatan Rasanae Timur Berdasarkan Jenis Pekerjaan | 110 |
| 5.1.4.b. | Penduduk Perempuan Kecamatan Rasanae Timur Berdasarkan Jenis Pekerjaan | 115 |
| 5.1.3. | Penduduk Kecamatan Asakota Berdasarkan Jenis Pekerjaan | 120 |
| 5.1.5.a. | Penduduk Laki-laki Kecamatan Asakota Berdasarkan Jenis Pekerjaan | 125 |
| 5.1.5.b. | Penduduk Perempuan Kecamatan Asakota Berdasarkan Jenis Pekerjaan | 130 |
| 5.1.4. | Penduduk Kecamatan Raba Berdasarkan Jenis Pekerjaan | 135 |
| 5.1.4.a. | Penduduk Laki-laki Kecamatan Raba Berdasarkan Jenis Pekerjaan | 140 |
| 5.1.4.b. | Penduduk Perempuan Kecamatan Raba Berdasarkan Jenis Pekerjaan | 145 |
| 5.1.5. | Penduduk Kecamatan Mpunda Berdasarkan Jenis Pekerjaan | 150 |
| 5.1.5.a. | Penduduk Laki-laki Kecamatan Mpunda Berdasarkan Jenis Pekerjaan | 155 |
| 5.1.5.b. | Penduduk Perempuan Kecamatan Mpunda Berdasarkan Jenis Pekerjaan | 160 |



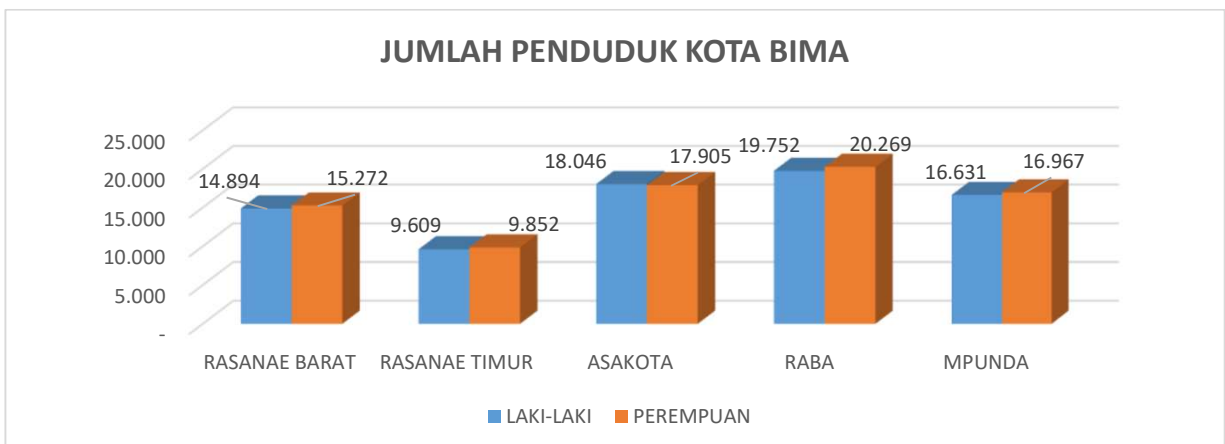
DATA AGREGAT KEPENDUDUKAN KOTA BIMA

BERDASARKAN SISTEM INFORMASI ADMINISTRASI KEPENDUDUKAN (SIAK)
DAN DATA KONSOLIDASI BERSIH (DKB) TAHUN 2023 SEMESTER 1

1. BIDANG KEPENDUDUKAN

1.1. Penduduk Kota Bima Berdasarkan Kecamatan dan Jenis Kelamin

| KECAMATAN | LAKI-LAKI | | PEREMPUAN | | JUMLAH PENDUDUK | |
|-------------------------|---------------|--------------|---------------|--------------|-----------------|---------------|
| | n | % | n | % | n | % |
| RASANAЕ BARAT | 14.894 | 18,87 | 15.272 | 19,03 | 30.166 | 18,95 |
| RASANAЕ TIMUR | 9.609 | 12,17 | 9.852 | 12,27 | 19.461 | 12,22 |
| ASAKOTA | 18.046 | 22,86 | 17.905 | 22,31 | 35.951 | 22,58 |
| RABA | 19.752 | 25,02 | 20.269 | 25,25 | 40.021 | 25,14 |
| MPUNDA | 16.631 | 21,07 | 16.967 | 21,14 | 33.598 | 21,10 |
| 2023 SEMESTER I | 78.932 | 49,58 | 80.265 | 50,42 | 159.197 | 100,00 |
| 2022 SEMESTER II | 78.247 | 49,57 | 79.604 | 50,43 | 157.851 | 100,00 |



1.1.a. Penduduk Kecamatan Rasanae Barat Berdasarkan Kelurahan dan Jenis Kelamin

| KELURAHAN | LAKI-LAKI | | PEREMPUAN | | JUMLAH | |
|-----------|-----------|-------|-----------|-------|--------|-------|
| | n | % | n | % | n | % |
| PARUGA | 2.555 | 17,15 | 2.645 | 17,32 | 5.200 | 17,24 |
| NAE | 2.066 | 13,87 | 2.201 | 14,41 | 4.267 | 14,15 |
| SARAE | 2.513 | 16,87 | 2.505 | 16,40 | 5.018 | 16,63 |
| TANJUNG | 3.111 | 20,89 | 3.159 | 20,68 | 6.270 | 20,78 |
| PANE | 1.288 | 8,65 | 1.388 | 9,09 | 2.676 | 8,87 |



| | | | | | | |
|-----------------------|---------------|--------------|---------------|--------------|---------------|---------------|
| DARA | 3.361 | 22,57 | 3.374 | 22,09 | 6.735 | 22,33 |
| RASANA E BARAT | 14.894 | 49,37 | 15.272 | 50,63 | 30.166 | 100,00 |

1.1.b. Penduduk Kecamatan Rasanae Timur Berdasarkan Kelurahan dan Jenis Kelamin

| KELURAHAN | LAKI-LAKI | | PEREMPUAN | | JUMLAH | |
|-----------------------|--------------|--------------|--------------|--------------|---------------|---------------|
| | n | % | n | % | n | % |
| KUMBE | 1.912 | 19,90 | 1.958 | 19,87 | 3.870 | 19,89 |
| LAMPE | 778 | 8,10 | 827 | 8,39 | 1.605 | 8,25 |
| DODU | 1.605 | 16,70 | 1.635 | 16,60 | 3.240 | 16,65 |
| NUNGA | 1.231 | 12,81 | 1.227 | 12,45 | 2.458 | 12,63 |
| KODO | 1.077 | 11,21 | 1.145 | 11,62 | 2.222 | 11,42 |
| OI FO'O | 1.099 | 11,44 | 1.096 | 11,12 | 2.195 | 11,28 |
| LELAMASE | 998 | 10,39 | 1.036 | 10,52 | 2.034 | 10,45 |
| OIMBO | 909 | 9,46 | 928 | 9,42 | 1.837 | 9,44 |
| RASANA E TIMUR | 9.609 | 49,38 | 9.852 | 50,62 | 19.461 | 100,00 |

1.1.c. Penduduk Kecamatan Asakota Berdasarkan Kelurahan dan Jenis Kelamin

| KELURAHAN | LAKI-LAKI | | PEREMPUAN | | JUMLAH | |
|----------------|---------------|--------------|---------------|--------------|---------------|---------------|
| | n | % | n | % | n | % |
| MELAYU | 2.863 | 15,87 | 2.917 | 16,29 | 5.780 | 16,08 |
| JATIWANGI | 3.809 | 21,11 | 3.778 | 21,10 | 7.587 | 21,10 |
| JATIBARU | 3.061 | 16,96 | 2.972 | 16,60 | 6.033 | 16,78 |
| KOLO | 3.020 | 16,74 | 2.950 | 16,48 | 5.970 | 16,61 |
| JATIBARU TIMUR | 2.016 | 11,17 | 2.068 | 11,55 | 4.084 | 11,36 |
| ULE | 3.277 | 18,16 | 3.220 | 17,98 | 6.497 | 18,07 |
| ASAKOTA | 18.046 | 50,20 | 17.905 | 49,80 | 35.951 | 100,00 |

1.1.d. Penduduk Kecamatan Raba Berdasarkan Kelurahan dan Jenis Kelamin

| KELURAHAN | LAKI-LAKI | | PEREMPUAN | | JUMLAH | |
|-----------|-----------|-------|-----------|-------|--------|-------|
| | n | % | n | % | n | % |
| PENARAGA | 2.549 | 12,91 | 2.643 | 13,04 | 5.192 | 12,97 |
| RONTU | 1.636 | 8,28 | 1.662 | 8,20 | 3.298 | 8,24 |
| PENANAE | 2.095 | 10,61 | 2.092 | 10,32 | 4.187 | 10,46 |
| KENDO | 767 | 3,88 | 787 | 3,88 | 1.554 | 3,88 |

| | | | | | | |
|-------------------|---------------|--------------|---------------|--------------|---------------|---------------|
| NTOBO | 1.925 | 9,75 | 1.971 | 9,72 | 3.896 | 9,73 |
| NITU | 766 | 3,88 | 780 | 3,85 | 1.546 | 3,86 |
| RABANGODU SELATAN | 1.997 | 10,11 | 2.046 | 10,09 | 4.043 | 10,10 |
| RABADOMPU TIMUR | 1.858 | 9,41 | 1.944 | 9,59 | 3.802 | 9,50 |
| RITE | 1.226 | 6,21 | 1.184 | 5,84 | 2.410 | 6,02 |
| RABADOMPU BARAT | 2.524 | 12,78 | 2.690 | 13,27 | 5.214 | 13,03 |
| RABANGODU UTARA | 2.409 | 12,20 | 2.470 | 12,19 | 4.879 | 12,19 |
| RABA | 19.752 | 49,35 | 20.269 | 50,65 | 40.021 | 100,00 |

1.1.e. Penduduk Kecamatan Mpunda Berdasarkan Kelurahan dan Jenis Kelamin

| KELURAHAN | LAKI-LAKI | | PEREMPUAN | | JUMLAH | |
|---------------|---------------|--------------|---------------|--------------|---------------|---------------|
| | n | % | n | % | n | % |
| MONGGONAO | 2.028 | 12,19 | 2.032 | 11,98 | 4.060 | 12,08 |
| SADIA | 1.847 | 11,11 | 1.877 | 11,06 | 3.724 | 11,08 |
| SANTI | 1.352 | 8,13 | 1.399 | 8,25 | 2.751 | 8,19 |
| SAMBINAE | 1.775 | 10,67 | 1.794 | 10,57 | 3.569 | 10,62 |
| PENATOI | 2.334 | 14,03 | 2.486 | 14,65 | 4.820 | 14,35 |
| LEWIRATO | 1.002 | 6,02 | 989 | 5,83 | 1.991 | 5,93 |
| MANDE | 1.389 | 8,35 | 1.495 | 8,81 | 2.884 | 8,58 |
| PANGGI | 1.377 | 8,28 | 1.371 | 8,08 | 2.748 | 8,18 |
| MANGGEMACI | 2.028 | 12,19 | 2.059 | 12,14 | 4.087 | 12,16 |
| MATAKANDO | 1.499 | 9,01 | 1.465 | 8,63 | 2.964 | 8,82 |
| MPUNDA | 16.631 | 49,50 | 16.967 | 50,50 | 33.598 | 100,00 |

1.2. Rasio Jenis Kelamin (Sex Ratio) Penduduk Kota Bima

| KECAMATAN | LK | PR | TOTAL | RJK | KETERANGAN |
|------------------|---------------|---------------|----------------|--------------|-------------------------------|
| RASANAE BARAT | 14.894 | 15.272 | 30.166 | 97,52 | Dalam 100 PR ada 98 LK |
| RASANAE TIMUR | 9.609 | 9.852 | 19.461 | 97,53 | Dalam 100 PR ada 98 LK |
| ASAKOTA | 18.046 | 17.905 | 35.951 | 100,79 | Dalam 100 PR ada 101 LK |
| RABA | 19.752 | 20.269 | 40.021 | 97,45 | Dalam 100 PR ada 97 LK |
| MPUNDA | 16.631 | 16.967 | 33.598 | 98,02 | Dalam 100 PR ada 98 LK |
| KOTA BIMA | 78.932 | 80.265 | 159.197 | 98,34 | Dalam 100 PR ada 98 LK |

1.2.a. Rasio Jenis Kelamin (Sex Ratio) Penduduk Kecamatan Rasanae Barat

| KELURAHAN | LK | PR | TOTAL | RJK | KETERANGAN |
|----------------------|---------------|---------------|---------------|--------------|-------------------------------|
| PARUGA | 2.555 | 2.645 | 5.200 | 96,60 | Dalam 100 PR ada 97 LK |
| NAE | 2.066 | 2.201 | 4.267 | 93,87 | Dalam 100 PR ada 94 LK |
| SARAE | 2.513 | 2.505 | 5.018 | 100,32 | Dalam 100 PR ada 100 LK |
| TANJUNG | 3.111 | 3.159 | 6.270 | 98,48 | Dalam 100 PR ada 98 LK |
| PANE | 1.288 | 1.388 | 2.676 | 92,80 | Dalam 100 PR ada 93 LK |
| DARA | 3.361 | 3.374 | 6.735 | 99,61 | Dalam 100 PR ada 100 LK |
| RASANAЕ BARAT | 14.894 | 15.272 | 30.166 | 97,52 | Dalam 100 PR ada 98 LK |

1.2.b. Rasio Jenis Kelamin (Sex Ratio) Penduduk Kecamatan Rasanae Timur

| KELURAHAN | LK | PR | TOTAL | RJK | KETERANGAN |
|----------------------|--------------|--------------|---------------|--------------|-------------------------------|
| KUMBE | 1.912 | 1.958 | 3.870 | 97,65 | Dalam 100 PR ada 98 LK |
| LAMPE | 778 | 827 | 1.605 | 94,07 | Dalam 100 PR ada 94 LK |
| DODU | 1.605 | 1.635 | 3.240 | 98,17 | Dalam 100 PR ada 98 LK |
| NUNGA | 1.231 | 1.227 | 2.458 | 100,33 | Dalam 100 PR ada 100 LK |
| KODO | 1.077 | 1.145 | 2.222 | 94,06 | Dalam 100 PR ada 94 LK |
| OI FO'O | 1.099 | 1.096 | 2.195 | 100,27 | Dalam 100 PR ada 100 LK |
| LELAMASE | 998 | 1.036 | 2.034 | 96,33 | Dalam 100 PR ada 96 LK |
| OIMBO | 909 | 928 | 1.837 | 97,95 | Dalam 100 PR ada 98 LK |
| RASANAЕ TIMUR | 9.609 | 9.852 | 19.461 | 97,53 | Dalam 100 PR ada 98 LK |

1.2.c. Rasio Jenis Kelamin (Sex Ratio) Penduduk Kecamatan Asakota

| KELURAHAN | LK | PR | TOTAL | RJK | KETERANGAN |
|----------------|---------------|---------------|---------------|---------------|--------------------------------|
| MELAYU | 2.863 | 2.917 | 5.780 | 98,15 | Dalam 100 PR ada 98 LK |
| JATIWANGI | 3.809 | 3.778 | 7.587 | 100,82 | Dalam 100 PR ada 101 LK |
| JATIBARU | 3.061 | 2.972 | 6.033 | 102,99 | Dalam 100 PR ada 103 LK |
| KOLO | 3.020 | 2.950 | 5.970 | 102,37 | Dalam 100 PR ada 102 LK |
| JATIBARU TIMUR | 2.016 | 2.068 | 4.084 | 97,49 | Dalam 100 PR ada 97 LK |
| ULE | 3.277 | 3.220 | 6.497 | 101,77 | Dalam 100 PR ada 102 LK |
| ASAKOTA | 18.046 | 17.905 | 35.951 | 100,79 | Dalam 100 PR ada 101 LK |

1.2.d. Rasio Jenis Kelamin (Sex Ratio) Penduduk Kecamatan Raba

| KELURAHAN | LK | PR | TOTAL | RJK | KETERANGAN |
|-------------------|---------------|---------------|---------------|--------------|-------------------------------|
| PENARAGA | 2.549 | 2.643 | 5.192 | 96,44 | Dalam 100 PR ada 96 LK |
| RONTU | 1.636 | 1.662 | 3.298 | 98,44 | Dalam 100 PR ada 98 LK |
| PENANAE | 2.095 | 2.092 | 4.187 | 100,14 | Dalam 100 PR ada 100 LK |
| KENDO | 767 | 787 | 1.554 | 97,46 | Dalam 100 PR ada 97 LK |
| NTOBO | 1.925 | 1.971 | 3.896 | 97,67 | Dalam 100 PR ada 98 LK |
| NITU | 766 | 780 | 1.546 | 98,21 | Dalam 100 PR ada 98 LK |
| RABANGODU SELATAN | 1.997 | 2.046 | 4.043 | 97,61 | Dalam 100 PR ada 98 LK |
| RABADOMPU TIMUR | 1.858 | 1.944 | 3.802 | 95,58 | Dalam 100 PR ada 96 LK |
| RITE | 1.226 | 1.184 | 2.410 | 103,55 | Dalam 100 PR ada 104 LK |
| RABADOMPU BARAT | 2.524 | 2.690 | 5.214 | 93,83 | Dalam 100 PR ada 94 LK |
| RABANGODU UTARA | 2.409 | 2.470 | 4.879 | 97,53 | Dalam 100 PR ada 98 LK |
| RABA | 19.752 | 20.269 | 40.021 | 97,45 | Dalam 100 PR ada 97 LK |

1.2.e. Rasio Jenis Kelamin (Sex Ratio) Penduduk Kecamatan Mpunda

| KELURAHAN | LK | PR | TOTAL | RJK | KETERANGAN |
|---------------|---------------|---------------|---------------|--------------|-------------------------------|
| MONGGONAO | 2.028 | 2.032 | 4.060 | 99,80 | Dalam 100 PR ada 100 LK |
| SADIA | 1.847 | 1.877 | 3.724 | 98,40 | Dalam 100 PR ada 98 LK |
| SANTI | 1.352 | 1.399 | 2.751 | 96,64 | Dalam 100 PR ada 97 LK |
| SAMBINAE | 1.775 | 1.794 | 3.569 | 98,94 | Dalam 100 PR ada 99 LK |
| PENATOI | 2.334 | 2.486 | 4.820 | 93,89 | Dalam 100 PR ada 94 LK |
| LEWIRATO | 1.002 | 989 | 1.991 | 101,31 | Dalam 100 PR ada 101 LK |
| MANDE | 1.389 | 1.495 | 2.884 | 92,91 | Dalam 100 PR ada 93 LK |
| PANGGI | 1.377 | 1.371 | 2.748 | 100,44 | Dalam 100 PR ada 100 LK |
| MANGGEMACI | 2.028 | 2.059 | 4.087 | 98,49 | Dalam 100 PR ada 98 LK |
| MATAKANDO | 1.499 | 1.465 | 2.964 | 102,32 | Dalam 100 PR ada 102 LK |
| MPUNDA | 16.631 | 16.967 | 33.598 | 98,02 | Dalam 100 PR ada 98 LK |

1.3. Penduduk Kota Bima Berdasarkan Kelompok Umur dan Jenis Kelamin

| KELOMPOK UMUR | LAKI-LAKI | | PEREMPUAN | | JUMLAH | |
|---------------|-----------|------|-----------|------|--------|------|
| | n | % | n | % | n | % |
| 00-04 | 6.051 | 7,67 | 5.462 | 6,80 | 11.513 | 7,23 |
| 05-09 | 7.758 | 9,83 | 7.272 | 9,06 | 15.030 | 9,44 |

| | | | | | | |
|---------------|---------------|--------------|---------------|--------------|----------------|---------------|
| 10-14 | 7.591 | 9,62 | 7.077 | 8,82 | 14.668 | 9,21 |
| 15-19 | 6.255 | 7,92 | 6.056 | 7,55 | 12.311 | 7,73 |
| 20-24 | 6.243 | 7,91 | 6.672 | 8,31 | 12.915 | 8,11 |
| 25-29 | 6.237 | 7,90 | 6.264 | 7,80 | 12.501 | 7,85 |
| 30-34 | 6.074 | 7,70 | 6.295 | 7,84 | 12.369 | 7,77 |
| 35-39 | 6.380 | 8,08 | 6.401 | 7,97 | 12.781 | 8,03 |
| 40-44 | 5.977 | 7,57 | 6.418 | 8,00 | 12.395 | 7,79 |
| 45-49 | 5.192 | 6,58 | 5.619 | 7,00 | 10.811 | 6,79 |
| 50-54 | 4.495 | 5,69 | 4.619 | 5,75 | 9.114 | 5,72 |
| 55-59 | 3.483 | 4,41 | 3.898 | 4,86 | 7.381 | 4,64 |
| 60-64 | 2.681 | 3,40 | 2.835 | 3,53 | 5.516 | 3,46 |
| 65-69 | 1.879 | 2,38 | 2.148 | 2,68 | 4.027 | 2,53 |
| 70-74 | 1.287 | 1,63 | 1.443 | 1,80 | 2.730 | 1,71 |
| 75+ | 1.349 | 1,71 | 1.786 | 2,23 | 3.135 | 1,97 |
| JUMLAH | 78.932 | 49,58 | 80.265 | 50,42 | 159.197 | 100,00 |

1.3.a. Penduduk Kecamatan Rasanae Barat Berdasarkan Kelompok Umur dan Jenis Kelamin

| KELOMPOK UMUR | LAKI-LAKI | | PEREMPUAN | | JUMLAH | |
|------------------|-----------|-------|-----------|------|--------|------|
| | n | % | n | % | n | % |
| 00-04 | 1.009 | 6,77 | 938 | 6,14 | 1.947 | 6,45 |
| 05-09 | 1.459 | 9,80 | 1.325 | 8,68 | 2.784 | 9,23 |
| 10-14 | 1.532 | 10,29 | 1.421 | 9,30 | 2.953 | 9,79 |
| 15-19 | 1.189 | 7,98 | 1.164 | 7,62 | 2.353 | 7,80 |
| 20-24 | 1.225 | 8,22 | 1.260 | 8,25 | 2.485 | 8,24 |
| 25-29 | 1.204 | 8,08 | 1.207 | 7,90 | 2.411 | 7,99 |
| 30-34 | 1.067 | 7,16 | 1.195 | 7,82 | 2.262 | 7,50 |
| 35-39 | 1.216 | 8,16 | 1.210 | 7,92 | 2.426 | 8,04 |
| 40-44 | 1.166 | 7,83 | 1.209 | 7,92 | 2.375 | 7,87 |
| 45-49 | 963 | 6,47 | 1.059 | 6,93 | 2.022 | 6,70 |
| 50-54 | 821 | 5,51 | 878 | 5,75 | 1.699 | 5,63 |
| 55-59 | 695 | 4,67 | 752 | 4,92 | 1.447 | 4,80 |
| 60-64 | 485 | 3,26 | 550 | 3,60 | 1.035 | 3,43 |
| 65-69 | 347 | 2,33 | 409 | 2,68 | 756 | 2,51 |
| 70-74 | 250 | 1,68 | 309 | 2,02 | 559 | 1,85 |

| | | | | | | |
|---------------|---------------|--------------|---------------|--------------|---------------|---------------|
| 75+ | 266 | 1,79 | 386 | 2,53 | 652 | 2,16 |
| JUMLAH | 14.894 | 49,37 | 15.272 | 50,63 | 30.166 | 100,00 |

1.3.b. Penduduk Kecamatan Rasanae Timur Berdasarkan Kelompok Umur dan Jenis Kelamin

| KELOMPOK UMUR | LAKI-LAKI | | PEREMPUAN | | JUMLAH | |
|---------------|--------------|--------------|--------------|--------------|---------------|---------------|
| | n | % | n | % | n | % |
| 00-04 | 802 | 8,35 | 718 | 7,29 | 1.520 | 7,81 |
| 05-09 | 891 | 9,27 | 876 | 8,89 | 1.767 | 9,08 |
| 10-14 | 877 | 9,13 | 831 | 8,43 | 1.708 | 8,78 |
| 15-19 | 672 | 6,99 | 719 | 7,30 | 1.391 | 7,15 |
| 20-24 | 713 | 7,42 | 849 | 8,62 | 1.562 | 8,03 |
| 25-29 | 785 | 8,17 | 808 | 8,20 | 1.593 | 8,19 |
| 30-34 | 817 | 8,50 | 804 | 8,16 | 1.621 | 8,33 |
| 35-39 | 797 | 8,29 | 763 | 7,74 | 1.560 | 8,02 |
| 40-44 | 661 | 6,88 | 719 | 7,30 | 1.380 | 7,09 |
| 45-49 | 618 | 6,43 | 667 | 6,77 | 1.285 | 6,60 |
| 50-54 | 550 | 5,72 | 552 | 5,60 | 1.102 | 5,66 |
| 55-59 | 410 | 4,27 | 468 | 4,75 | 878 | 4,51 |
| 60-64 | 367 | 3,82 | 368 | 3,74 | 735 | 3,78 |
| 65-69 | 240 | 2,50 | 271 | 2,75 | 511 | 2,63 |
| 70-74 | 192 | 2,00 | 188 | 1,91 | 380 | 1,95 |
| 75+ | 217 | 2,26 | 251 | 2,55 | 468 | 2,40 |
| JUMLAH | 9.609 | 49,38 | 9.852 | 50,62 | 19.461 | 100,00 |

1.3.c. Penduduk Kecamatan Asakota Berdasarkan Kelompok Umur dan Jenis Kelamin

| KELOMPOK UMUR | LAKI-LAKI | | PEREMPUAN | | JUMLAH | |
|---------------|-----------|-------|-----------|------|--------|-------|
| | n | % | n | % | n | % |
| 00-04 | 1.478 | 8,19 | 1.338 | 7,47 | 2.816 | 7,83 |
| 05-09 | 1.901 | 10,53 | 1.778 | 9,93 | 3.679 | 10,23 |
| 10-14 | 1.752 | 9,71 | 1.669 | 9,32 | 3.421 | 9,52 |
| 15-19 | 1.513 | 8,38 | 1.408 | 7,86 | 2.921 | 8,12 |
| 20-24 | 1.465 | 8,12 | 1.559 | 8,71 | 3.024 | 8,41 |
| 25-29 | 1.452 | 8,05 | 1.398 | 7,81 | 2.850 | 7,93 |
| 30-34 | 1.402 | 7,77 | 1.481 | 8,27 | 2.883 | 8,02 |

| | | | | | | |
|---------------|---------------|--------------|---------------|--------------|---------------|---------------|
| 35-39 | 1.554 | 8,61 | 1.475 | 8,24 | 3.029 | 8,43 |
| 40-44 | 1.423 | 7,89 | 1.494 | 8,34 | 2.917 | 8,11 |
| 45-49 | 1.130 | 6,26 | 1.241 | 6,93 | 2.371 | 6,60 |
| 50-54 | 1.005 | 5,57 | 955 | 5,33 | 1.960 | 5,45 |
| 55-59 | 629 | 3,49 | 701 | 3,92 | 1.330 | 3,70 |
| 60-64 | 523 | 2,90 | 523 | 2,92 | 1.046 | 2,91 |
| 65-69 | 354 | 1,96 | 379 | 2,12 | 733 | 2,04 |
| 70-74 | 237 | 1,31 | 253 | 1,41 | 490 | 1,36 |
| 75+ | 228 | 1,26 | 253 | 1,41 | 481 | 1,34 |
| JUMLAH | 18.046 | 50,20 | 17.905 | 49,80 | 35.951 | 100,00 |

1.3.d. Penduduk Kecamatan Raba Berdasarkan Kelompok Umur dan Jenis Kelamin

| KELOMPOK UMUR | LAKI-LAKI | | PEREMPUAN | | JUMLAH | |
|------------------|---------------|--------------|---------------|--------------|---------------|---------------|
| | n | % | n | % | n | % |
| 00-04 | 1.522 | 7,71 | 1.367 | 6,74 | 2.889 | 14,45 |
| 05-09 | 1.862 | 9,43 | 1.722 | 8,50 | 3.584 | 17,92 |
| 10-14 | 1.812 | 9,17 | 1.682 | 8,30 | 3.494 | 17,47 |
| 15-19 | 1.580 | 8,00 | 1.474 | 7,27 | 3.054 | 15,27 |
| 20-24 | 1.539 | 7,79 | 1.687 | 8,32 | 3.226 | 16,11 |
| 25-29 | 1.510 | 7,64 | 1.503 | 7,42 | 3.013 | 15,06 |
| 30-34 | 1.495 | 7,57 | 1.464 | 7,22 | 2.959 | 14,79 |
| 35-39 | 1.486 | 7,52 | 1.573 | 7,76 | 3.059 | 15,28 |
| 40-44 | 1.457 | 7,38 | 1.583 | 7,81 | 3.040 | 15,19 |
| 45-49 | 1.379 | 6,98 | 1.477 | 7,29 | 2.856 | 14,27 |
| 50-54 | 1.170 | 5,92 | 1.223 | 6,03 | 2.393 | 11,96 |
| 55-59 | 933 | 4,72 | 1.065 | 5,25 | 1.998 | 9,98 |
| 60-64 | 687 | 3,48 | 778 | 3,84 | 1.465 | 7,32 |
| 65-69 | 537 | 2,72 | 658 | 3,25 | 1.195 | 5,97 |
| 70-74 | 378 | 1,91 | 429 | 2,12 | 807 | 4,03 |
| 75+ | 405 | 2,05 | 584 | 2,88 | 989 | 4,93 |
| JUMLAH | 19.752 | 49,35 | 20.269 | 50,65 | 40.021 | 100,00 |

1.3.e. Penduduk Kecamatan Mpunda Berdasarkan Kelompok Umur dan Jenis Kelamin

| KELOMPOK UMUR | LAKI-LAKI | | PEREMPUAN | | JUMLAH | |
|---------------|---------------|--------------|---------------|--------------|---------------|---------------|
| | n | % | n | % | n | % |
| 00-04 | 1.240 | 7,46 | 1.101 | 6,49 | 2.341 | 6,97 |
| 05-09 | 1.645 | 9,89 | 1.571 | 9,26 | 3.216 | 9,57 |
| 10-14 | 1.618 | 9,73 | 1.474 | 8,69 | 3.092 | 9,20 |
| 15-19 | 1.301 | 7,82 | 1.291 | 7,61 | 2.592 | 7,71 |
| 20-24 | 1.301 | 7,82 | 1.317 | 7,76 | 2.618 | 7,79 |
| 25-29 | 1.286 | 7,73 | 1.348 | 7,94 | 2.634 | 7,84 |
| 30-34 | 1.293 | 7,77 | 1.351 | 7,96 | 2.644 | 7,87 |
| 35-39 | 1.327 | 7,98 | 1.380 | 8,13 | 2.707 | 8,06 |
| 40-44 | 1.270 | 7,64 | 1.413 | 8,33 | 2.683 | 7,99 |
| 45-49 | 1.102 | 6,63 | 1.175 | 6,93 | 2.277 | 6,78 |
| 50-54 | 949 | 5,71 | 1.011 | 5,96 | 1.960 | 5,83 |
| 55-59 | 816 | 4,91 | 912 | 5,38 | 1.728 | 5,14 |
| 60-64 | 619 | 3,72 | 616 | 3,63 | 1.235 | 3,68 |
| 65-69 | 401 | 2,41 | 431 | 2,54 | 832 | 2,48 |
| 70-74 | 230 | 1,38 | 264 | 1,56 | 494 | 1,47 |
| 75+ | 233 | 1,40 | 312 | 1,84 | 545 | 1,62 |
| JUMLAH | 16.631 | 49,50 | 16.967 | 50,50 | 33.598 | 100,00 |

1.4. Penduduk Kota Bima Berdasarkan Perekaman Wajib e-KTP

| KECAMATAN | WAJIB e-KTP | | | PEREKAMAN | | | JUMLAH PENDUDUK | | |
|------------------|---------------|---------------|----------------|----------------|--------------|----------------|-----------------|---------------|----------------|
| | L | P | L+P | SUDAH | BELUM | TOTAL | L | P | L+P |
| RASANA E BARAT | 10.285 | 11.071 | 21.356 | 20.880 | 476 | 21.356 | 14.894 | 15.272 | 30.166 |
| RASANA E TIMUR | 6.709 | 7.101 | 13.810 | 13.525 | 285 | 13.810 | 9.609 | 9.852 | 19.461 |
| ASAKOTA | 12.218 | 12.466 | 24.684 | 24.169 | 515 | 24.684 | 18.046 | 17.905 | 35.951 |
| RABA | 13.762 | 14.830 | 28.592 | 27.996 | 596 | 28.592 | 19.752 | 20.269 | 40.021 |
| MPUNDA | 11.501 | 12.240 | 23.741 | 23.219 | 522 | 23.741 | 16.631 | 16.967 | 33.598 |
| KOTA BIMA | 54.475 | 57.708 | 112.183 | 109.789 | 2.394 | 112.183 | 78.932 | 80.265 | 159.197 |

1.4.a. Penduduk Kecamatan Rasanae Barat Berdasarkan Perekaman Wajib e-KTP

| KELURAHAN | WAJIB e-KTP | | | PEREKAMAN | | | JUMLAH PENDUDUK | | |
|----------------------|---------------|---------------|---------------|---------------|------------|---------------|-----------------|---------------|---------------|
| | L | P | L+P | SUDAH | BELUM | TOTAL | L | P | L+P |
| PARUGA | 1.812 | 1.924 | 3.736 | 3.653 | 83 | 3.736 | 2.555 | 2.645 | 5.200 |
| NAE | 1.452 | 1.625 | 3.077 | 3.020 | 57 | 3.077 | 2.066 | 2.201 | 4.267 |
| SARAE | 1.731 | 1.830 | 3.561 | 3.468 | 93 | 3.561 | 2.513 | 2.505 | 5.018 |
| TANJUNG | 2.109 | 2.242 | 4.351 | 4.258 | 93 | 4.351 | 3.111 | 3.159 | 6.270 |
| PANE | 924 | 1.031 | 1.955 | 1.923 | 32 | 1.955 | 1.288 | 1.388 | 2.676 |
| DARA | 2.257 | 2.419 | 4.676 | 4.558 | 118 | 4.676 | 3.361 | 3.374 | 6.735 |
| RASANAЕ BARAT | 10.285 | 11.071 | 21.356 | 20.880 | 476 | 21.356 | 14.894 | 15.272 | 30.166 |

1.4.b. Penduduk Kecamatan Rasanae Timur Berdasarkan Perekaman Wajib e-KTP

| KELURAHAN | WAJIB e-KTP | | | PEREKAMAN | | | JUMLAH PENDUDUK | | |
|----------------------|--------------|--------------|---------------|---------------|------------|---------------|-----------------|--------------|---------------|
| | L | P | L+P | SUDAH | BELUM | TOTAL | L | P | L+P |
| KUMBE | 1.353 | 1.443 | 2.796 | 2.739 | 57 | 2.796 | 1.912 | 1.958 | 3.870 |
| LAMPE | 547 | 580 | 1.127 | 1.102 | 25 | 1.127 | 778 | 827 | 1.605 |
| DODU | 1.111 | 1.179 | 2.290 | 2.239 | 51 | 2.290 | 1.605 | 1.635 | 3.240 |
| NUNGA | 838 | 860 | 1.698 | 1.650 | 48 | 1.698 | 1.231 | 1.227 | 2.458 |
| KODO | 765 | 851 | 1.616 | 1.595 | 21 | 1.616 | 1.077 | 1.145 | 2.222 |
| OI FO'O | 725 | 755 | 1.480 | 1.449 | 31 | 1.480 | 1.099 | 1.096 | 2.195 |
| LELAMASE | 709 | 761 | 1.470 | 1.443 | 27 | 1.470 | 998 | 1.036 | 2.034 |
| OIMBO | 661 | 672 | 1.333 | 1.308 | 25 | 1.333 | 909 | 928 | 1.837 |
| RASANAЕ TIMUR | 6.709 | 7.101 | 13.810 | 13.525 | 285 | 13.810 | 9.609 | 9.852 | 19.461 |

1.4.c. Penduduk Kecamatan Asakota Berdasarkan Perekaman Wajib e-KTP

| KELURAHAN | WAJIB e-KTP | | | PEREKAMAN | | | JUMLAH PENDUDUK | | |
|----------------|---------------|---------------|---------------|---------------|------------|---------------|-----------------|---------------|---------------|
| | L | P | L+P | SUDAH | BELUM | TOTAL | L | P | L+P |
| MELAYU | 1.921 | 2.049 | 3.970 | 3.896 | 74 | 3.970 | 2.863 | 2.917 | 5.780 |
| JATIWANGI | 2.611 | 2.660 | 5.271 | 5.185 | 86 | 5.271 | 3.809 | 3.778 | 7.587 |
| JATIBARU | 2.103 | 2.116 | 4.219 | 4.152 | 67 | 4.219 | 3.061 | 2.972 | 6.033 |
| KOLO | 2.060 | 2.050 | 4.110 | 3.986 | 124 | 4.110 | 3.020 | 2.950 | 5.970 |
| JATIBARU TIMUR | 1.455 | 1.478 | 2.933 | 2.865 | 68 | 2.933 | 2.016 | 2.068 | 4.084 |
| ULE | 2.068 | 2.113 | 4.181 | 4.085 | 96 | 4.181 | 3.277 | 3.220 | 6.497 |
| ASAKOTA | 12.218 | 12.466 | 24.684 | 24.169 | 515 | 24.684 | 18.046 | 17.905 | 35.951 |

1.4.d. Penduduk Kecamatan Raba Berdasarkan Perekaman Wajib e-KTP

| KELURAHAN | WAJIB e-KTP | | | PEREKAMAN | | | JUMLAH PENDUDUK | | |
|-------------------|---------------|---------------|---------------|---------------|------------|---------------|-----------------|---------------|---------------|
| | L | P | L+P | SUDAH | BELUM | TOTAL | L | P | L+P |
| PENARAGA | 1.779 | 1.885 | 3.664 | 3.590 | 74 | 3.664 | 2.549 | 2.643 | 5.192 |
| RONTU | 1.113 | 1.206 | 2.319 | 2.273 | 46 | 2.319 | 1.636 | 1.662 | 3.298 |
| PENANAE | 1.451 | 1.505 | 2.956 | 2.880 | 76 | 2.956 | 2.095 | 2.092 | 4.187 |
| KENDO | 540 | 562 | 1.102 | 1.076 | 26 | 1.102 | 767 | 787 | 1.554 |
| NTOBO | 1.353 | 1.436 | 2.789 | 2.724 | 65 | 2.789 | 1.925 | 1.971 | 3.896 |
| NITU | 545 | 556 | 1.101 | 1.068 | 33 | 1.101 | 766 | 780 | 1.546 |
| RABANGODU SELATAN | 1.368 | 1.489 | 2.857 | 2.797 | 60 | 2.857 | 1.997 | 2.046 | 4.043 |
| RABADOMPU TIMUR | 1.326 | 1.452 | 2.778 | 2.732 | 46 | 2.778 | 1.858 | 1.944 | 3.802 |
| RITE | 823 | 874 | 1.697 | 1.657 | 40 | 1.697 | 1.226 | 1.184 | 2.410 |
| RABADOMPU BARAT | 1.769 | 2.005 | 3.774 | 3.703 | 71 | 3.774 | 2.524 | 2.690 | 5.214 |
| RABANGODU UTARA | 1.695 | 1.860 | 3.555 | 3.496 | 59 | 3.555 | 2.409 | 2.470 | 4.879 |
| RABA | 13.762 | 14.830 | 28.592 | 27.996 | 596 | 28.592 | 19.752 | 20.269 | 40.021 |

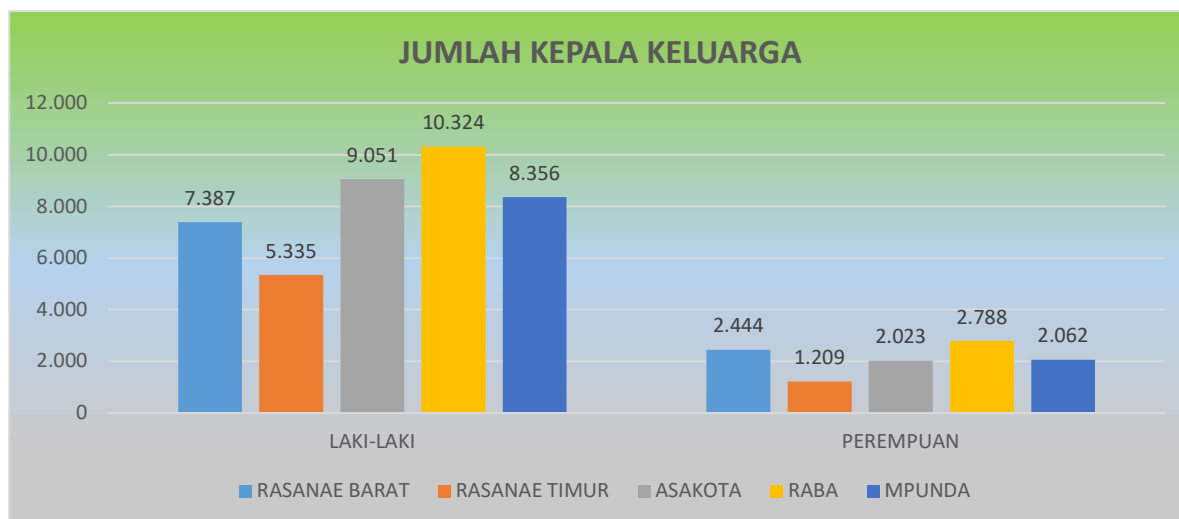
1.4.e. Penduduk Kecamatan Mpunda Berdasarkan Perekaman Wajib e-KTP

| KELURAHAN | WAJIB e-KTP | | | PEREKAMAN | | | JUMLAH PENDUDUK | | |
|---------------|---------------|---------------|---------------|---------------|------------|---------------|-----------------|---------------|---------------|
| | L | P | L+P | SUDAH | BELUM | TOTAL | L | P | L+P |
| MONGGONAO | 1.447 | 1.512 | 2.959 | 2.915 | 44 | 2.959 | 2.028 | 2.032 | 4.060 |
| SADIA | 1.298 | 1.381 | 2.679 | 2.620 | 59 | 2.679 | 1.847 | 1.877 | 3.724 |
| SANTI | 922 | 988 | 1.910 | 1.872 | 38 | 1.910 | 1.352 | 1.399 | 2.751 |
| SAMBINAE | 1.217 | 1.262 | 2.479 | 2.422 | 57 | 2.479 | 1.775 | 1.794 | 3.569 |
| PENATOI | 1.602 | 1.733 | 3.335 | 3.250 | 85 | 3.335 | 2.334 | 2.486 | 4.820 |
| LEWIRATO | 718 | 712 | 1.430 | 1.389 | 41 | 1.430 | 1.002 | 989 | 1.991 |
| MANDE | 943 | 1.069 | 2.012 | 1.966 | 46 | 2.012 | 1.389 | 1.495 | 2.884 |
| PANGGI | 968 | 1.041 | 2.009 | 1.975 | 34 | 2.009 | 1.377 | 1.371 | 2.748 |
| MANGGEMACI | 1.383 | 1.495 | 2.878 | 2.804 | 74 | 2.878 | 2.028 | 2.059 | 4.087 |
| MATAKANDO | 1.003 | 1.047 | 2.050 | 2.006 | 44 | 2.050 | 1.499 | 1.465 | 2.964 |
| MPUNDA | 11.501 | 12.240 | 23.741 | 23.219 | 522 | 23.741 | 16.631 | 16.967 | 33.598 |



1.5. Jumlah Kepala Keluarga di Kota Bima berdasarkan Jenis Kelamin dan Kecamatan

| KECAMATAN | JUMLAH KEPALA KELUARGA | | | | | |
|------------------|------------------------|--------------|---------------|--------------|---------------|---------------|
| | LAKI-LAKI | | PEREMPUAN | | TOTAL | |
| | n | % | n | % | n | % |
| RASANA E BARAT | 7.387 | 18,26 | 2.444 | 23,22 | 9.831 | 19,28 |
| RASANA E TIMUR | 5.335 | 13,19 | 1.209 | 11,49 | 6.544 | 12,84 |
| ASAKOTA | 9.051 | 22,37 | 2.023 | 19,22 | 11.074 | 21,72 |
| RABA | 10.324 | 25,52 | 2.788 | 26,49 | 13.112 | 25,72 |
| MPUNDA | 8.356 | 20,66 | 2.062 | 19,59 | 10.418 | 20,44 |
| KOTA BIMA | 40.453 | 79,35 | 10.526 | 20,65 | 50.979 | 100,00 |



1.5.a. Jumlah Kepala Keluarga di Kec. Rasanae Barat berdasarkan Jenis Kelamin dan Kelurahan

| KELURAHAN | JUMLAH KEPALA KELUARGA | | | | | |
|-----------------------|------------------------|--------------|--------------|--------------|--------------|---------------|
| | LAKI-LAKI | | PEREMPUAN | | TOTAL | |
| | n | % | n | % | n | % |
| PARUGA | 1.294 | 17,52 | 451 | 18,45 | 1.745 | 17,75 |
| NAE | 1.013 | 13,71 | 352 | 14,40 | 1.365 | 13,88 |
| SARAE | 1.202 | 16,27 | 396 | 16,20 | 1.598 | 16,25 |
| TANJUNG | 1.534 | 20,77 | 500 | 20,46 | 2.034 | 20,69 |
| PANE | 648 | 8,77 | 274 | 11,21 | 922 | 9,38 |
| DARA | 1.696 | 22,96 | 471 | 19,27 | 2.167 | 22,04 |
| RASANA E BARAT | 7.387 | 75,14 | 2.444 | 24,86 | 9.831 | 100,00 |

1.5.b. Jumlah Kepala Keluarga di Kec. Rasanae Timur berdasarkan Jenis Kelamin dan Kelurahan

| KELURAHAN | JUMLAH KEPALA KELUARGA | | | | | |
|-----------------------|------------------------|--------------|--------------|--------------|--------------|---------------|
| | LAKI-LAKI | | PEREMPUAN | | TOTAL | |
| | n | % | n | % | n | % |
| KUMBE | 1.043 | 19,55 | 292 | 24,15 | 1.335 | 20,40 |
| LAMPE | 433 | 8,12 | 87 | 7,20 | 520 | 7,95 |
| DODU | 894 | 16,76 | 212 | 17,54 | 1.106 | 16,90 |
| NUNGA | 669 | 12,54 | 125 | 10,34 | 794 | 12,13 |
| KODO | 590 | 11,06 | 155 | 12,82 | 745 | 11,38 |
| OI FO'O | 604 | 11,32 | 98 | 8,11 | 702 | 10,73 |
| LELAMASE | 595 | 11,15 | 110 | 9,10 | 705 | 10,77 |
| OIMBO | 507 | 9,50 | 130 | 10,75 | 637 | 9,73 |
| RASANA E TIMUR | 5.335 | 81,53 | 1.209 | 18,47 | 6.544 | 100,00 |

1.5.c. Jumlah Kepala Keluarga di Kec. Asakota berdasarkan Jenis Kelamin dan Kelurahan

| KELURAHAN | JUMLAH KEPALA KELUARGA | | | | | |
|----------------|------------------------|--------------|--------------|--------------|---------------|---------------|
| | LAKI-LAKI | | PEREMPUAN | | TOTAL | |
| | n | % | n | % | n | % |
| MELAYU | 1.340 | 14,80 | 441 | 21,80 | 1.781 | 16,08 |
| JATIWANGI | 1.907 | 21,07 | 403 | 19,92 | 2.310 | 20,86 |
| JATIBARU | 1.585 | 17,51 | 383 | 18,93 | 1.968 | 17,77 |
| KOLO | 1.512 | 16,71 | 309 | 15,27 | 1.821 | 16,44 |
| JATIBARU TIMUR | 1.138 | 12,57 | 230 | 11,37 | 1.368 | 12,35 |
| ULE | 1.569 | 17,34 | 257 | 12,70 | 1.826 | 16,49 |
| ASAKOTA | 9.051 | 81,73 | 2.023 | 18,27 | 11.074 | 100,00 |

1.5.d. Jumlah Kepala Keluarga di Kec. Raba berdasarkan Jenis Kelamin dan Kelurahan

| KELURAHAN | JUMLAH KEPALA KELUARGA | | | | | |
|-----------|------------------------|-------|-----------|-------|-------|-------|
| | LAKI-LAKI | | PEREMPUAN | | TOTAL | |
| | n | % | n | % | n | % |
| PENARAGA | 1.242 | 12,03 | 392 | 14,06 | 1.634 | 12,46 |
| RONTU | 856 | 8,29 | 237 | 8,50 | 1.093 | 8,34 |
| PENANAE | 1.051 | 10,18 | 279 | 10,01 | 1.330 | 10,14 |
| KENDO | 439 | 4,25 | 87 | 3,12 | 526 | 4,01 |

| | | | | | | |
|-------------------|---------------|--------------|--------------|--------------|---------------|---------------|
| NTOBO | 1.079 | 10,45 | 227 | 8,14 | 1.306 | 9,96 |
| NITU | 443 | 4,29 | 65 | 2,33 | 508 | 3,87 |
| RABANGODU SELATAN | 1.025 | 9,93 | 260 | 9,33 | 1.285 | 9,80 |
| RABADOMPU TIMUR | 1.008 | 9,76 | 287 | 10,29 | 1.295 | 9,88 |
| RITE | 613 | 5,94 | 137 | 4,91 | 750 | 5,72 |
| RABADOMPU BARAT | 1.360 | 13,17 | 440 | 15,78 | 1.800 | 13,73 |
| RABANGODU UTARA | 1.208 | 11,70 | 377 | 13,52 | 1.585 | 12,09 |
| RABA | 10.324 | 78,74 | 2.788 | 21,26 | 13.112 | 100,00 |

1.5.e. Jumlah Kepala Keluarga di Kec. Mpunda berdasarkan Jenis Kelamin dan Kelurahan

| KELURAHAN | JUMLAH KEPALA KELUARGA | | | | | |
|---------------|------------------------|--------------|--------------|--------------|---------------|---------------|
| | LAKI-LAKI | | PEREMPUAN | | TOTAL | |
| | n | % | n | % | n | % |
| MONGGONAO | 1.023 | 12,24 | 274 | 13,29 | 1.297 | 12,45 |
| SADIA | 909 | 10,88 | 198 | 9,60 | 1.107 | 10,63 |
| SANTI | 669 | 8,01 | 156 | 7,57 | 825 | 7,92 |
| SAMBINAE | 940 | 11,25 | 182 | 8,83 | 1.122 | 10,77 |
| PENATOI | 1.151 | 13,77 | 330 | 16,00 | 1.481 | 14,22 |
| LEWIRATO | 496 | 5,94 | 128 | 6,21 | 624 | 5,99 |
| MANDE | 689 | 8,25 | 221 | 10,72 | 910 | 8,73 |
| PANGGI | 701 | 8,39 | 153 | 7,42 | 854 | 8,20 |
| MANGGEMACI | 1.015 | 12,15 | 286 | 13,87 | 1.301 | 12,49 |
| MATAKANDO | 763 | 9,13 | 134 | 6,50 | 897 | 8,61 |
| MPUNDA | 8.356 | 80,21 | 2.062 | 19,79 | 10.418 | 100,00 |

1.6. Penduduk Kota Bima Berdasarkan Kepemilikan Kartu Identitas Anak (KIA)

| KECAMATAN | WAJIB KIA | SUDAH MEMILIKI KIA | | BELUM MEMILIKI KIA | |
|---------------|-----------|--------------------|-------|--------------------|-------|
| | | n | % | n | % |
| RASANAE BARAT | 8.810 | 4.322 | 49,06 | 4.488 | 50,94 |

| | | | | | |
|------------------|---------------|---------------|--------------|---------------|--------------|
| RASANA E TIMUR | 5.651 | 3.098 | 54,82 | 2.553 | 45,18 |
| ASAKOTA | 11.267 | 5.448 | 48,35 | 5.819 | 51,65 |
| RABA | 11.429 | 7.240 | 63,35 | 4.189 | 36,65 |
| MPUNDA | 9.857 | 5.391 | 54,69 | 4.466 | 45,31 |
| KOTA BIMA | 47.014 | 25.499 | 54,24 | 21.515 | 45,76 |

1.6.a. Penduduk Kecamatan Rasanae Barat Berdasarkan Kepemilikan Kartu Identitas Anak (KIA)

| KELURAHAN | WAJIB KIA | SUDAH MEMILIKI KIA | | BELUM MEMILIKI KIA | |
|-----------------------|--------------|--------------------|--------------|--------------------|--------------|
| | | n | % | n | % |
| PARUGA | 1.464 | 748 | 51,09 | 716 | 48,91 |
| NAE | 1.190 | 601 | 50,50 | 589 | 49,50 |
| SARAE | 1.457 | 708 | 48,59 | 749 | 51,41 |
| TANJUNG | 1.919 | 742 | 38,67 | 1.177 | 61,33 |
| PANE | 721 | 447 | 62,00 | 274 | 38,00 |
| DARA | 2.059 | 1.076 | 52,26 | 983 | 47,74 |
| RASANA E BARAT | 8.810 | 4.322 | 49,06 | 4.488 | 50,94 |

1.6.b. Penduduk Kecamatan Rasanae Timur Berdasarkan Kepemilikan Kartu Identitas Anak (KIA)

| KELURAHAN | WAJIB KIA | SUDAH MEMILIKI KIA | | BELUM MEMILIKI KIA | |
|-----------------------|--------------|--------------------|--------------|--------------------|--------------|
| | | n | % | n | % |
| KUMBE | 1.074 | 553 | 51,49 | 521 | 48,51 |
| LAMPE | 478 | 378 | 79,08 | 100 | 20,92 |
| DODU | 950 | 399 | 42,00 | 551 | 58,00 |
| NUNGA | 760 | 443 | 58,29 | 317 | 41,71 |
| KODO | 606 | 384 | 63,37 | 222 | 36,63 |
| OI FO'O | 715 | 438 | 61,26 | 277 | 38,74 |
| LELAMASE | 564 | 280 | 49,65 | 284 | 50,35 |
| OIMBO | 504 | 223 | 44,25 | 281 | 55,75 |
| RASANA E TIMUR | 5.651 | 3.098 | 54,82 | 2.553 | 45,18 |

1.6.c. Penduduk Kecamatan Asakota Berdasarkan Kepemilikan Kartu Identitas Anak (KIA)

| KELURAHAN | WAJIB KIA | SUDAH MEMILIKI KIA | | BELUM MEMILIKI KIA | |
|-----------|-----------|--------------------|-------|--------------------|-------|
| | | n | % | n | % |
| MELAYU | 1.810 | 840 | 46,41 | 970 | 53,59 |

| | | | | | |
|----------------|---------------|--------------|--------------|--------------|--------------|
| JATIWANGI | 2.316 | 1.001 | 43,22 | 1.315 | 56,78 |
| JATIBARU | 1.814 | 869 | 47,91 | 945 | 52,09 |
| KOLO | 1.860 | 926 | 49,78 | 934 | 50,22 |
| JATIBARU TIMUR | 1.151 | 643 | 55,86 | 508 | 44,14 |
| ULE | 2.316 | 1.169 | 50,47 | 1.147 | 49,53 |
| ASAKOTA | 11.267 | 5.448 | 48,35 | 5.819 | 51,65 |

1.6.d. Penduduk Kecamatan Raba Berdasarkan Kepemilikan Kartu Identitas Anak (KIA)

| KELURAHAN | WAJIB KIA | SUDAH MEMILIKI KIA | | BELUM MEMILIKI KIA | |
|-------------------|---------------|--------------------|--------------|--------------------|--------------|
| | | n | % | n | % |
| PENARAGA | 1.528 | 940 | 61,52 | 588 | 38,48 |
| RONTU | 979 | 579 | 59,14 | 400 | 40,86 |
| PENANAE | 1.231 | 854 | 69,37 | 377 | 30,63 |
| KENDO | 452 | 303 | 67,04 | 149 | 32,96 |
| NTOBO | 1.107 | 717 | 64,77 | 390 | 35,23 |
| NITU | 445 | 280 | 62,92 | 165 | 37,08 |
| RABANGODU SELATAN | 1.186 | 768 | 64,76 | 418 | 35,24 |
| RABADOMPU TIMUR | 1.024 | 652 | 63,67 | 372 | 36,33 |
| RITE | 713 | 454 | 63,67 | 259 | 36,33 |
| RABADOMPU BARAT | 1.440 | 918 | 63,75 | 522 | 36,25 |
| RABANGODU UTARA | 1.324 | 775 | 58,53 | 549 | 41,47 |
| RABA | 11.429 | 7.240 | 63,35 | 4.189 | 36,65 |

1.6.e. Penduduk Kecamatan Mpunda Berdasarkan Kepemilikan Kartu Identitas Anak (KIA)

| KELURAHAN | WAJIB KIA | SUDAH MEMILIKI KIA | | BELUM MEMILIKI KIA | |
|-----------|-----------|--------------------|-------|--------------------|-------|
| | | n | % | n | % |
| MONGGONAO | 1.101 | 545 | 49,50 | 556 | 50,50 |
| SADIA | 1.045 | 666 | 63,73 | 379 | 36,27 |
| SANTI | 841 | 503 | 59,81 | 338 | 40,19 |
| SAMBINAE | 1.090 | 550 | 50,46 | 540 | 49,54 |
| PENATOI | 1.485 | 676 | 45,52 | 809 | 54,48 |
| LEWIRATO | 561 | 321 | 57,22 | 240 | 42,78 |
| MANDE | 872 | 421 | 48,28 | 451 | 51,72 |
| PANGGI | 739 | 458 | 61,98 | 281 | 38,02 |

| | | | | | |
|---------------|--------------|--------------|--------------|--------------|--------------|
| MANGGEMACI | 1.209 | 739 | 61,12 | 470 | 38,88 |
| MATAKANDO | 914 | 512 | 56,02 | 402 | 43,98 |
| MPUNDA | 9.857 | 5.391 | 54,69 | 4.466 | 45,31 |

1.7. Penduduk Kota Bima Berdasarkan Rata-Rata Jumlah Anggota Keluarga

| KECAMATAN | JUMLAH PENDUDUK | JUMLAH KELUARGA | RATA-RATA ANGGOTA KELUARGA |
|------------------|-----------------|-----------------|----------------------------|
| RASANAЕ BARAT | 30.166 | 9.831 | 3 |
| RASANAЕ TIMUR | 19.461 | 6.544 | 3 |
| ASAKOTA | 35.951 | 11.074 | 3 |
| RABA | 40.021 | 13.112 | 3 |
| MPUNDA | 33.598 | 10.418 | 3 |
| KOTA BIMA | 159.197 | 50.979 | 3 |

1.7.a. Penduduk Kecamatan Rasanae Barat Berdasarkan Rata-Rata Jumlah Anggota Keluarga

| KELURAHAN | JUMLAH PENDUDUK | JUMLAH KELUARGA | RATA-RATA ANGGOTA KELUARGA |
|----------------------|-----------------|-----------------|----------------------------|
| PARUGA | 5.200 | 1.745 | 3 |
| NAE | 4.267 | 1.365 | 3 |
| SARAE | 5.018 | 1.598 | 3 |
| TANJUNG | 6.270 | 2.034 | 3 |
| PANE | 2.676 | 922 | 3 |
| DARA | 6.735 | 2.167 | 3 |
| RASANAЕ BARAT | 30.166 | 9.831 | 3 |

1.7.b. Penduduk Kecamatan Rasanae Timur Berdasarkan Rata-Rata Jumlah Anggota Keluarga

| KELURAHAN | JUMLAH PENDUDUK | JUMLAH KELUARGA | RATA-RATA ANGGOTA KELUARGA |
|-----------|-----------------|-----------------|----------------------------|
| KUMBE | 3.870 | 1.335 | 3 |
| LAMPE | 1.605 | 520 | 3 |
| DODU | 3.240 | 1.106 | 3 |
| NUNGA | 2.458 | 794 | 3 |
| KODO | 2.222 | 745 | 3 |
| OI FO'O | 2.195 | 702 | 3 |

| | | | |
|-----------------------|---------------|--------------|----------|
| LELAMASE | 2.034 | 705 | 3 |
| OIMBO | 1.837 | 637 | 3 |
| RASANA E TIMUR | 19.461 | 6.544 | 3 |

1.7.c. Penduduk Kecamatan Asakota Berdasarkan Rata-Rata Jumlah Anggota Keluarga

| KELURAHAN | JUMLAH PENDUDUK | JUMLAH KELUARGA | RATA-RATA ANGGOTA KELUARGA |
|----------------|-----------------|-----------------|----------------------------|
| MELAYU | 5.780 | 1.781 | 3 |
| JATIWANGI | 7.587 | 2.310 | 3 |
| JATIBARU | 6.033 | 1.968 | 3 |
| KOLO | 5.970 | 1.821 | 3 |
| JATIBARU TIMUR | 4.084 | 1.368 | 3 |
| ULE | 6.497 | 1.826 | 4 |
| ASAKOTA | 35.951 | 11.074 | 3 |

1.7.d. Penduduk Kecamatan Raba Berdasarkan Rata-Rata Jumlah Anggota Keluarga

| KELURAHAN | JUMLAH PENDUDUK | JUMLAH KELUARGA | RATA-RATA ANGGOTA KELUARGA |
|-------------------|-----------------|-----------------|----------------------------|
| PENARAGA | 5.192 | 1.634 | 3 |
| RONTU | 3.298 | 1.093 | 3 |
| PENANAE | 4.187 | 1.330 | 3 |
| KENDO | 1.554 | 526 | 3 |
| NTOBO | 3.896 | 1.306 | 3 |
| NITU | 1.546 | 508 | 3 |
| RABANGODU SELATAN | 4.043 | 1.285 | 3 |
| RABADOMPU TIMUR | 3.802 | 1.295 | 3 |
| RITE | 2.410 | 750 | 3 |
| RABADOMPU BARAT | 5.214 | 1.800 | 3 |
| RABANGODU UTARA | 4.879 | 1.585 | 3 |
| RABA | 40.021 | 13.112 | 3 |

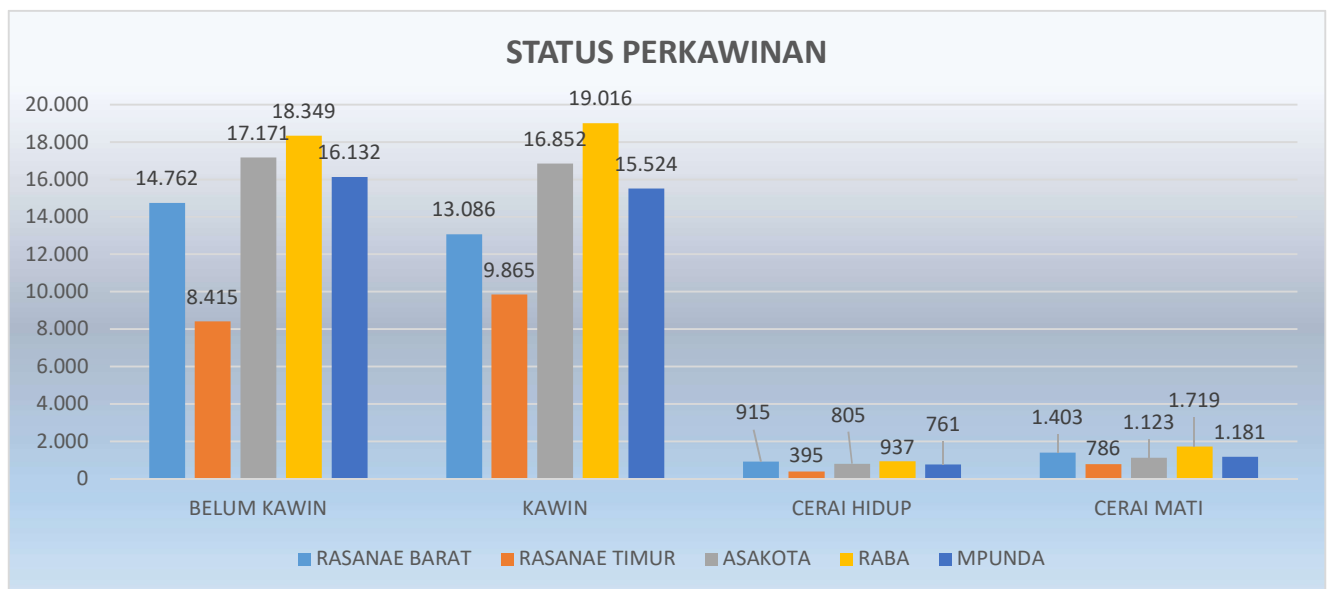
1.7.e. Penduduk Kecamatan Mpunda Berdasarkan Rata-Rata Jumlah Anggota Keluarga

| KELURAHAN | JUMLAH PENDUDUK | JUMLAH KELUARGA | RATA-RATA ANGGOTA KELUARGA |
|---------------|-----------------|-----------------|----------------------------|
| MONGGONAO | 4.060 | 1.297 | 3 |
| SADIA | 3.724 | 1.107 | 3 |
| SANTI | 2.751 | 825 | 3 |
| SAMBINAE | 3.569 | 1.122 | 3 |
| PENATOI | 4.820 | 1.481 | 3 |
| LEWIRATO | 1.991 | 624 | 3 |
| MANDE | 2.884 | 910 | 3 |
| PANGGI | 2.748 | 854 | 3 |
| MANGGEMACI | 4.087 | 1.301 | 3 |
| MATAKANDO | 2.964 | 897 | 3 |
| MPUNDA | 33.598 | 10.418 | 3 |

2. BIDANG PENCATATAN SIPIL

2.1. Penduduk Kota Bima Berdasarkan Status Kawin

| KECAMATAN | STATUS KAWIN | | | | | | | | JML |
|---------------|--------------|--------|--------|--------|-------------|-------|------------|-------|---------|
| | BELUM KAWIN | | KAWIN | | CERAI HIDUP | | CERAI MATI | | |
| | L | P | L | P | L | P | L | P | |
| RASANAЕ BARAT | 7.801 | 6.961 | 6.479 | 6.607 | 327 | 588 | 287 | 1.116 | 30.166 |
| RASANAЕ TIMUR | 4.371 | 4.044 | 4.889 | 4.976 | 142 | 253 | 207 | 579 | 19.461 |
| ASAKOTA | 9.175 | 7.996 | 8.351 | 8.501 | 280 | 525 | 240 | 883 | 35.951 |
| RABA | 9.680 | 8.669 | 9.388 | 9.628 | 324 | 613 | 360 | 1.359 | 40.021 |
| MPUNDA | 8.456 | 7.676 | 7.678 | 7.846 | 272 | 489 | 225 | 956 | 33.598 |
| KOTA BIMA | 39.483 | 35.346 | 36.785 | 37.558 | 1.345 | 2.468 | 1.319 | 4.893 | 159.197 |
| | 74.829 | | 74.343 | | 3.813 | | 6.212 | | |



2.1.a. Penduduk Kecamatan Rasanae Barat Berdasarkan Status Kawin

| KELURAHAN | STATUS KAWIN | | | | | | | | JML |
|-----------|--------------|-------|-------|-------|-------------|-----|------------|-----|-------|
| | BELUM KAWIN | | KAWIN | | CERAI HIDUP | | CERAI MATI | | |
| | L | P | L | P | L | P | L | P | |
| PARUGA | 1.318 | 1.190 | 1.131 | 1.134 | 62 | 92 | 44 | 229 | 5.200 |
| NAE | 1.085 | 1.036 | 899 | 933 | 41 | 86 | 41 | 146 | 4.267 |
| SARAE | 1.353 | 1.168 | 1.050 | 1.059 | 56 | 96 | 54 | 182 | 5.018 |
| TANJUNG | 1.652 | 1.440 | 1.320 | 1.379 | 79 | 112 | 60 | 228 | 6.270 |
| PANE | 669 | 625 | 551 | 561 | 41 | 69 | 27 | 133 | 2.676 |

| | | | | | | | | | |
|---------------|--------|-------|--------|-------|-----|-----|-------|-------|--------|
| DARA | 1.724 | 1.502 | 1.528 | 1.541 | 48 | 133 | 61 | 198 | 6.735 |
| RASANAЕ BARAT | 7.801 | 6.961 | 6.479 | 6.607 | 327 | 588 | 287 | 1.116 | 30.166 |
| | 14.762 | | 13.086 | | 915 | | 1.403 | | |

2.1.b. Penduduk Kecamatan Rasanae Timur Berdasarkan Status Kawin

| KELURAHAN | STATUS KAWIN | | | | | | | | JML |
|---------------|--------------|-------|-------|-------|-------------|-----|------------|-----|--------|
| | BELUM KAWIN | | KAWIN | | CERAI HIDUP | | CERAI MATI | | |
| | L | P | L | P | L | P | L | P | |
| KUMBE | 898 | 806 | 929 | 949 | 44 | 71 | 41 | 132 | 3.870 |
| LAMPE | 351 | 363 | 394 | 397 | 6 | 17 | 27 | 50 | 1.605 |
| DODU | 727 | 660 | 808 | 818 | 25 | 36 | 45 | 121 | 3.240 |
| NUNGA | 564 | 517 | 629 | 626 | 16 | 21 | 22 | 63 | 2.458 |
| KODO | 493 | 473 | 552 | 567 | 8 | 25 | 24 | 80 | 2.222 |
| OI FO'O | 503 | 444 | 574 | 592 | 12 | 19 | 10 | 41 | 2.195 |
| LELAMASE | 414 | 398 | 560 | 576 | 6 | 12 | 18 | 50 | 2.034 |
| OIMBO | 421 | 383 | 443 | 451 | 25 | 52 | 20 | 42 | 1.837 |
| RASANAЕ TIMUR | 4.371 | 4.044 | 4.889 | 4.976 | 142 | 253 | 207 | 579 | 19.461 |
| | 8.415 | | 9.865 | | 395 | | 786 | | |

2.1.c. Penduduk Kecamatan Asakota Berdasarkan Status Kawin

| KELURAHAN | STATUS KAWIN | | | | | | | | JML |
|----------------|--------------|-------|--------|-------|-------------|-----|------------|-----|--------|
| | BELUM KAWIN | | KAWIN | | CERAI HIDUP | | CERAI MATI | | |
| | L | P | L | P | L | P | L | P | |
| MELAYU | 1.547 | 1.336 | 1.231 | 1.281 | 46 | 99 | 39 | 201 | 5.780 |
| JATIWANGI | 1.959 | 1.708 | 1.752 | 1.777 | 49 | 105 | 49 | 188 | 7.587 |
| JATIBARU | 1.509 | 1.248 | 1.447 | 1.482 | 55 | 94 | 50 | 148 | 6.033 |
| KOLO | 1.536 | 1.335 | 1.395 | 1.415 | 44 | 80 | 45 | 120 | 5.970 |
| JATIBARU TIMUR | 899 | 846 | 1.043 | 1.047 | 41 | 63 | 33 | 112 | 4.084 |
| ULE | 1.725 | 1.523 | 1.483 | 1.499 | 45 | 84 | 24 | 114 | 6.497 |
| ASAKOTA | 9.175 | 7.996 | 8.351 | 8.501 | 280 | 525 | 240 | 883 | 35.951 |
| | 17.171 | | 16.852 | | 805 | | 1.123 | | |

2.1.d. Penduduk Kecamatan Raba Berdasarkan Status Kawin

| KELURAHAN | STATUS KAWIN | | | | | | | | JML |
|-------------------|---------------|--------------|---------------|--------------|-------------|------------|--------------|--------------|---------------|
| | BELUM KAWIN | | KAWIN | | CERAI HIDUP | | CERAI MATI | | |
| | L | P | L | P | L | P | L | P | |
| PENARAGA | 1.347 | 1.225 | 1.112 | 1.148 | 42 | 94 | 48 | 176 | 5.192 |
| RONTU | 795 | 705 | 768 | 784 | 38 | 61 | 35 | 112 | 3.298 |
| PENANAE | 1.069 | 914 | 948 | 976 | 35 | 66 | 43 | 136 | 4.187 |
| KENDO | 336 | 313 | 402 | 411 | 15 | 17 | 14 | 46 | 1.554 |
| NTOBO | 863 | 778 | 1.007 | 1.030 | 27 | 44 | 28 | 119 | 3.896 |
| NITU | 324 | 316 | 424 | 429 | 3 | 9 | 15 | 26 | 1.546 |
| RABANGODU SELATAN | 1.008 | 919 | 933 | 942 | 30 | 59 | 26 | 126 | 4.043 |
| RABADOMPU TIMUR | 878 | 810 | 903 | 940 | 32 | 62 | 45 | 132 | 3.802 |
| RITE | 621 | 500 | 573 | 582 | 21 | 33 | 11 | 69 | 2.410 |
| RABADOMPU BARAT | 1.203 | 1.134 | 1.215 | 1.259 | 45 | 85 | 61 | 212 | 5.214 |
| RABANGODU UTARA | 1.236 | 1.055 | 1.103 | 1.127 | 36 | 83 | 34 | 205 | 4.879 |
| RABA | 9.680 | 8.669 | 9.388 | 9.628 | 324 | 613 | 360 | 1.359 | 40.021 |
| | 18.349 | | 19.016 | | 937 | | 1.719 | | |

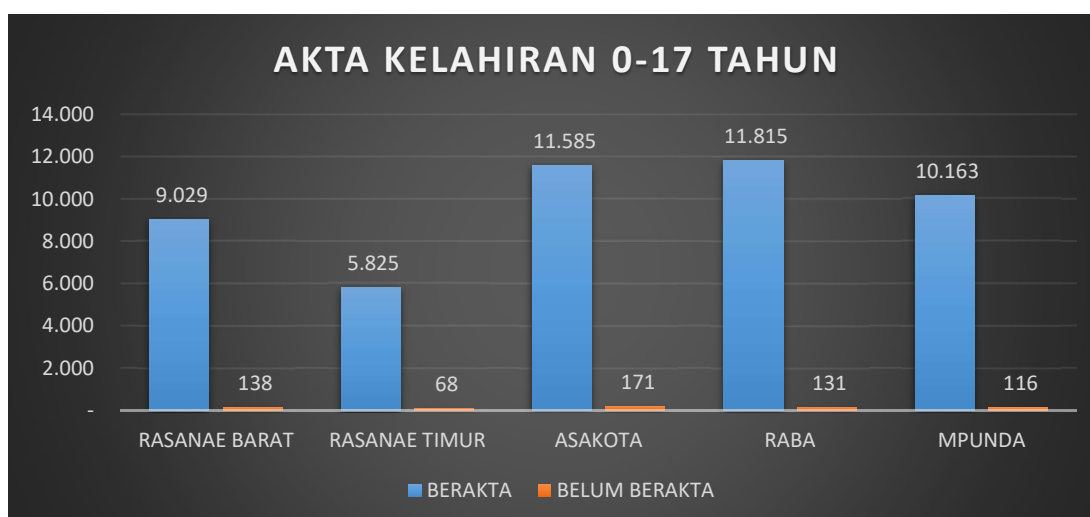
2.1.e. Penduduk Kecamatan Mpunda Berdasarkan Status Kawin

| KELURAHAN | STATUS KAWIN | | | | | | | | JML |
|------------|--------------|-------|-------|-------|-------------|----|------------|-----|-------|
| | BELUM KAWIN | | KAWIN | | CERAI HIDUP | | CERAI MATI | | |
| | L | P | L | P | L | P | L | P | |
| MONGGONAO | 1.031 | 888 | 945 | 951 | 25 | 57 | 27 | 136 | 4.060 |
| SADIA | 958 | 874 | 841 | 864 | 24 | 49 | 24 | 90 | 3.724 |
| SANTI | 695 | 653 | 624 | 641 | 16 | 35 | 17 | 70 | 2.751 |
| SAMBINAE | 851 | 789 | 872 | 884 | 28 | 37 | 24 | 84 | 3.569 |
| PENATOI | 1.215 | 1.187 | 1.027 | 1.072 | 53 | 82 | 39 | 145 | 4.820 |
| LEWIRATO | 521 | 447 | 454 | 458 | 16 | 27 | 11 | 57 | 1.991 |
| MANDE | 714 | 699 | 630 | 649 | 28 | 52 | 17 | 95 | 2.884 |
| PANGGI | 688 | 580 | 653 | 664 | 26 | 37 | 10 | 90 | 2.748 |
| MANGGEMACI | 1.030 | 900 | 926 | 947 | 39 | 75 | 33 | 137 | 4.087 |

| | | | | | | | | | |
|-----------|--------|-------|--------|-------|-----|-----|-------|-----|--------|
| MATAKANDO | 753 | 659 | 706 | 716 | 17 | 38 | 23 | 52 | 2.964 |
| MPUNDA | 8.456 | 7.676 | 7.678 | 7.846 | 272 | 489 | 225 | 956 | 33.598 |
| | 16.132 | | 15.524 | | 761 | | 1.181 | | |

2.2. Penduduk Kota Bima Berdasarkan Kelompok Usia 0-17 Tahun Berakta Lahir

| KECAMATAN | USIA 0-17 TAHUN | | | KEPEMILIKAN AKTA | | | |
|------------------|-----------------|---------------|---------------|------------------|--------------|---------------|--------------|
| | LK | PR | L+P | MEMILIKI | BLM MEMILIKI | TOTAL | % |
| RASANAЕ BARAT | 4.772 | 4.395 | 9.167 | 9.029 | 138 | 9.167 | 98,49 |
| RASANAЕ TIMUR | 3.027 | 2.866 | 5.893 | 5.825 | 68 | 5.893 | 98,85 |
| ASAKOTA | 6.102 | 5.654 | 11.756 | 11.585 | 171 | 11.756 | 98,55 |
| RABA | 6.245 | 5.701 | 11.946 | 11.815 | 131 | 11.946 | 98,90 |
| MPUNDA | 5.337 | 4.942 | 10.279 | 10.163 | 116 | 10.279 | 98,87 |
| KOTA BIMA | 25.483 | 23.558 | 49.041 | 48.417 | 624 | 49.041 | 98,73 |



2.2.a. Penduduk Kecamatan Rasanae Barat Berdasarkan Kelompok Usia 0-17 Tahun Berakta Lahir

| KELURAHAN | USIA 0-17 TAHUN | | | KEPEMILIKAN AKTA | | | |
|-----------|-----------------|-----|-------|------------------|--------------|-------|-------|
| | LK | PR | L+P | MEMILIKI | BLM MEMILIKI | TOTAL | % |
| PARUGA | 774 | 751 | 1.525 | 1.501 | 24 | 1.525 | 98,43 |
| NAE | 634 | 605 | 1.239 | 1.233 | 6 | 1.239 | 99,52 |
| SARAE | 810 | 714 | 1.524 | 1.501 | 23 | 1.524 | 98,49 |
| TANJUNG | 1.035 | 955 | 1.990 | 1.947 | 43 | 1.990 | 97,84 |
| PANE | 378 | 374 | 752 | 749 | 3 | 752 | 99,60 |

| | | | | | | | |
|-----------------------|--------------|--------------|--------------|--------------|------------|--------------|--------------|
| DARA | 1.141 | 996 | 2.137 | 2.098 | 39 | 2.137 | 98,18 |
| RASANA E BARAT | 4.772 | 4.395 | 9.167 | 9.029 | 138 | 9.167 | 98,49 |

2.2.b. Penduduk Kecamatan Rasanae Timur Berdasarkan Kelompok Usia 0-17 Tahun Berakta Lahir

| KELURAHAN | USIA 0-17 TAHUN | | | KEPEMILIKAN AKTA | | | |
|-----------------------|-----------------|--------------|--------------|------------------|--------------|--------------|--------------|
| | LK | PR | L+P | MEMILIKI | BLM MEMILIKI | TOTAL | % |
| KUMBE | 585 | 542 | 1.127 | 1.113 | 14 | 1.127 | 98,76 |
| LAMPE | 241 | 259 | 500 | 497 | 3 | 500 | 99,40 |
| DODU | 518 | 477 | 995 | 983 | 12 | 995 | 98,79 |
| NUNGA | 412 | 375 | 787 | 780 | 7 | 787 | 99,11 |
| KODO | 324 | 306 | 630 | 626 | 4 | 630 | 99,37 |
| OI FO'O | 385 | 357 | 742 | 734 | 8 | 742 | 98,92 |
| LELAMASE | 298 | 284 | 582 | 572 | 10 | 582 | 98,28 |
| OIMBO | 264 | 266 | 530 | 520 | 10 | 530 | 98,11 |
| RASANA E TIMUR | 3.027 | 2.866 | 5.893 | 5.825 | 68 | 5.893 | 98,85 |

2.2.c. Penduduk Kecamatan Asakota Berdasarkan Kelompok Usia 0-17 Tahun Berakta Lahir

| KELURAHAN | USIA 0-17 TAHUN | | | KEPEMILIKAN AKTA | | | |
|----------------|-----------------|--------------|---------------|------------------|--------------|---------------|--------------|
| | LK | PR | L+P | MEMILIKI | BLM MEMILIKI | TOTAL | % |
| MELAYU | 987 | 897 | 1.884 | 1.854 | 30 | 1.884 | 98,41 |
| JATIWANGI | 1.260 | 1.162 | 2.422 | 2.391 | 31 | 2.422 | 98,72 |
| JATIBARU | 996 | 895 | 1.891 | 1.855 | 36 | 1.891 | 98,10 |
| KOLO | 1.006 | 951 | 1.957 | 1.929 | 28 | 1.957 | 98,57 |
| JATIBARU TIMUR | 587 | 611 | 1.198 | 1.180 | 18 | 1.198 | 98,50 |
| ULE | 1.266 | 1.138 | 2.404 | 2.376 | 28 | 2.404 | 98,84 |
| ASAKOTA | 6.102 | 5.654 | 11.756 | 11.585 | 171 | 11.756 | 98,55 |

2.2.d. Penduduk Kecamatan Raba Berdasarkan Kelompok Usia 0-17 Tahun Berakta Lahir

| KELURAHAN | USIA 0-17 TAHUN | | | KEPEMILIKAN AKTA | | | |
|-----------|-----------------|-----|-------|------------------|--------------|-------|-------|
| | LK | PR | L+P | MEMILIKI | BLM MEMILIKI | TOTAL | % |
| PENARAGA | 801 | 789 | 1.590 | 1.551 | 39 | 1.590 | 97,55 |
| RONTU | 549 | 478 | 1.027 | 1.018 | 9 | 1.027 | 99,12 |
| PENANAE | 676 | 610 | 1.286 | 1.276 | 10 | 1.286 | 99,22 |

| | | | | | | | |
|-------------------|--------------|--------------|---------------|---------------|------------|---------------|--------------|
| KENDO | 238 | 235 | 473 | 469 | 4 | 473 | 99,15 |
| NTOBO | 593 | 567 | 1.160 | 1.156 | 4 | 1.160 | 99,66 |
| NITU | 234 | 240 | 474 | 469 | 5 | 474 | 98,95 |
| RABANGODU SELATAN | 661 | 580 | 1.241 | 1.232 | 9 | 1.241 | 99,27 |
| RABADOMPU TIMUR | 547 | 512 | 1.059 | 1.046 | 13 | 1.059 | 98,77 |
| RITE | 417 | 327 | 744 | 738 | 6 | 744 | 99,19 |
| RABADOMPU BARAT | 783 | 721 | 1.504 | 1.488 | 16 | 1.504 | 98,94 |
| RABANGODU UTARA | 746 | 642 | 1.388 | 1.372 | 16 | 1.388 | 98,85 |
| RABA | 6.245 | 5.701 | 11.946 | 11.815 | 131 | 11.946 | 98,90 |

2.2.e. Penduduk Kecamatan Mpunda Berdasarkan Kelompok Usia 0-17 Tahun Berakta Lahir

| KELURAHAN | USIA 0-17 TAHUN | | | KEPEMILIKAN AKTA | | | |
|---------------|-----------------|--------------|---------------|------------------|--------------|---------------|--------------|
| | LK | PR | L+P | MEMILIKI | BLM MEMILIKI | TOTAL | % |
| MONGGONAO | 603 | 536 | 1.139 | 1.125 | 14 | 1.139 | 98,77 |
| SADIA | 573 | 516 | 1.089 | 1.080 | 9 | 1.089 | 99,17 |
| SANTI | 452 | 429 | 881 | 876 | 5 | 881 | 99,43 |
| SAMBINAE | 578 | 551 | 1.129 | 1.118 | 11 | 1.129 | 99,03 |
| PENATOI | 761 | 786 | 1.547 | 1.520 | 27 | 1.547 | 98,25 |
| LEWIRATO | 300 | 290 | 590 | 582 | 8 | 590 | 98,64 |
| MANDE | 468 | 448 | 916 | 906 | 10 | 916 | 98,91 |
| PANGGI | 422 | 349 | 771 | 768 | 3 | 771 | 99,61 |
| MANGGEMACI | 663 | 597 | 1.260 | 1.245 | 15 | 1.260 | 98,81 |
| MATAKANDO | 517 | 440 | 957 | 943 | 14 | 957 | 98,54 |
| MPUNDA | 5.337 | 4.942 | 10.279 | 10.163 | 116 | 10.279 | 98,87 |

3. BIDANG PENDIDIKAN

3.1. Penduduk Kota Bima Berdasarkan Pendidikan Akhir

| KECAMATAN | Tdk/Blm Sekolah | Belum Tamat SD/Sederajat | Tamat SD/ Sederajat | SLTP/ Sederajat | SLTA/ Sederajat | D-I/II | Akademi/D-III/ Sarjana Muda | D-IV/S-I | S-II | S-III | Jumlah |
|------------------|-----------------|--------------------------|---------------------|-----------------|-----------------|--------------|-----------------------------|---------------|------------|-----------|----------------|
| RASANAE BARAT | 7.394 | 3.499 | 2.628 | 3.401 | 9.970 | 183 | 423 | 2.544 | 122 | 2 | 30.166 |
| RASANAE TIMUR | 5.661 | 2.585 | 2.189 | 2.229 | 5.467 | 116 | 205 | 999 | 10 | 0 | 19.461 |
| ASAKOTA | 9.819 | 4.789 | 4.883 | 4.260 | 9.180 | 175 | 398 | 2.318 | 126 | 3 | 35.951 |
| RABA | 10.850 | 4.621 | 3.670 | 3.676 | 11.917 | 338 | 685 | 4.088 | 169 | 7 | 40.021 |
| MPUNDA | 8.491 | 3.527 | 2.430 | 2.916 | 10.103 | 332 | 706 | 4.798 | 291 | 4 | 33.598 |
| KOTA BIMA | 42.215 | 19.021 | 15.800 | 16.482 | 46.637 | 1.144 | 2.417 | 14.747 | 718 | 16 | 159.197 |

3.1.a. Penduduk Laki-laki Kota Bima Berdasarkan Pendidikan Akhir

| KECAMATAN | Tdk/Blm Sekolah | Belum Tamat SD/Sederajat | Tamat SD/ Sederajat | SLTP/ Sederajat | SLTA/ Sederajat | D-I/II | Akademi/D-III/ Sarjana Muda | D-IV/S-I | S-II | S-III | Jumlah |
|------------------|-----------------|--------------------------|---------------------|-----------------|-----------------|------------|-----------------------------|--------------|------------|-----------|---------------|
| RASANAE BARAT | 3.833 | 1.736 | 1.160 | 1.526 | 5.063 | 62 | 157 | 1.286 | 69 | 2 | 14.894 |
| RASANAE TIMUR | 2.827 | 1.213 | 1.009 | 1.014 | 2.943 | 54 | 76 | 466 | 7 | 0 | 9.609 |
| ASAKOTA | 5.058 | 2.363 | 2.312 | 2.086 | 4.797 | 66 | 125 | 1.147 | 89 | 3 | 18.046 |
| RABA | 5.515 | 2.281 | 1.725 | 1.620 | 6.143 | 97 | 245 | 2.011 | 108 | 7 | 19.752 |
| MPUNDA | 4.361 | 1.738 | 1.124 | 1.333 | 5.126 | 100 | 229 | 2.423 | 193 | 4 | 16.631 |
| KOTA BIMA | 21.594 | 9.331 | 7.330 | 7.579 | 24.072 | 379 | 832 | 7.333 | 466 | 16 | 78.932 |

3.1.b. Penduduk Perempuan Kota Bima Berdasarkan Pendidikan Akhir

| KECAMATAN | Tdk/Blm Sekolah | Belum Tamat SD/Sederajat | Tamat SD/ Sederajat | SLTP/ Sederajat | SLTA/ Sederajat | D-I/II | Akademi/D-III/ Sarjana Muda | D-IV/S-I | S-II | S-III | Jumlah |
|------------------|-----------------|--------------------------|---------------------|-----------------|-----------------|------------|-----------------------------|--------------|------------|----------|---------------|
| RASANA BARAT | 3.561 | 1.763 | 1.468 | 1.875 | 4.907 | 121 | 266 | 1.258 | 53 | 0 | 15.272 |
| RASANA TIMUR | 2.834 | 1.372 | 1.180 | 1.215 | 2.524 | 62 | 129 | 533 | 3 | 0 | 9.852 |
| ASAKOTA | 4.761 | 2.426 | 2.571 | 2.174 | 4.383 | 109 | 273 | 1.171 | 37 | 0 | 17.905 |
| RABA | 5.335 | 2.340 | 1.945 | 2.056 | 5.774 | 241 | 440 | 2.077 | 61 | 0 | 20.269 |
| MPUNDA | 4.130 | 1.789 | 1.306 | 1.583 | 4.977 | 232 | 477 | 2.375 | 98 | 0 | 16.967 |
| KOTA BIMA | 20.621 | 9.690 | 8.470 | 8.903 | 22.565 | 765 | 1.585 | 7.414 | 252 | 0 | 80.265 |

3.1.1. Penduduk Kecamatan Rasanae Barat Berdasarkan Pendidikan Akhir

| KELURAHAN | Tdk/Blm Sekolah | Belum Tamat SD/Sederajat | Tamat SD/ Sederajat | SLTP/ Sederajat | SLTA/ Sederajat | D-I/II | Akademi/D-III/ Sarjana Muda | D-IV/S-I | S-II | S-III | Jumlah |
|---------------------|-----------------|--------------------------|---------------------|-----------------|-----------------|------------|-----------------------------|--------------|------------|----------|---------------|
| PARUGA | 1.250 | 571 | 436 | 544 | 1.877 | 29 | 84 | 393 | 16 | 0 | 5.200 |
| NAE | 980 | 507 | 304 | 431 | 1.452 | 25 | 68 | 478 | 22 | 0 | 4.267 |
| SARAE | 1.266 | 555 | 400 | 503 | 1.529 | 38 | 94 | 604 | 28 | 1 | 5.018 |
| TANJUNG | 1.569 | 803 | 625 | 841 | 2.015 | 33 | 70 | 301 | 12 | 1 | 6.270 |
| PANE | 558 | 284 | 206 | 267 | 933 | 32 | 59 | 319 | 18 | 0 | 2.676 |
| DARA | 1.771 | 779 | 657 | 815 | 2.164 | 26 | 48 | 449 | 26 | 0 | 6.735 |
| RASANA BARAT | 7.394 | 3.499 | 2.628 | 3.401 | 9.970 | 183 | 423 | 2.544 | 122 | 2 | 30.166 |

3.1.1.a. Penduduk Laki-laki Kecamatan Rasanae Barat Berdasarkan Pendidikan Akhir

| KELURAHAN | Tdk/Blm Sekolah | Belum Tamat SD/Sederajat | Tamat SD/ Sederajat | SLTP/ Sederajat | SLTA/ Sederajat | D-I/II | Akademi/D-III/ Sarjana Muda | D-IV/S-I | S-II | S-III | Jumlah |
|----------------------|-----------------|--------------------------|---------------------|-----------------|-----------------|-----------|-----------------------------|--------------|-----------|----------|---------------|
| PARUGA | 634 | 276 | 205 | 241 | 940 | 10 | 33 | 208 | 8 | 0 | 2.555 |
| NAE | 500 | 250 | 126 | 193 | 719 | 3 | 27 | 234 | 14 | 0 | 2.066 |
| SARAE | 670 | 284 | 176 | 229 | 778 | 13 | 39 | 310 | 13 | 1 | 2.513 |
| TANJUNG | 827 | 382 | 282 | 395 | 1.026 | 16 | 20 | 155 | 7 | 1 | 3.111 |
| PANE | 268 | 143 | 84 | 112 | 462 | 11 | 24 | 170 | 14 | 0 | 1.288 |
| DARA | 934 | 401 | 287 | 356 | 1.138 | 9 | 14 | 209 | 13 | 0 | 3.361 |
| RASANAЕ BARAT | 3.833 | 1.736 | 1.160 | 1.526 | 5.063 | 62 | 157 | 1.286 | 69 | 2 | 14.894 |

3.1.1.b. Penduduk Perempuan Kecamatan Rasanae Barat Berdasarkan Pendidikan Akhir

| KELURAHAN | Tdk/Blm Sekolah | Belum Tamat SD/Sederajat | Tamat SD/ Sederajat | SLTP/ Sederajat | SLTA/ Sederajat | D-I/II | Akademi/D-III/ Sarjana Muda | D-IV/S-I | S-II | S-III | Jumlah |
|-----------|-----------------|--------------------------|---------------------|-----------------|-----------------|--------|-----------------------------|----------|------|-------|--------|
| PARUGA | 616 | 295 | 231 | 303 | 937 | 19 | 51 | 185 | 8 | 0 | 2.645 |
| NAE | 480 | 257 | 178 | 238 | 733 | 22 | 41 | 244 | 8 | 0 | 2.201 |
| SARAE | 596 | 271 | 224 | 274 | 751 | 25 | 55 | 294 | 15 | 0 | 2.505 |
| TANJUNG | 742 | 421 | 343 | 446 | 989 | 17 | 50 | 146 | 5 | 0 | 3.159 |
| PANE | 290 | 141 | 122 | 155 | 471 | 21 | 35 | 149 | 4 | 0 | 1.388 |

| | | | | | | | | | | | |
|-----------------------|--------------|--------------|--------------|--------------|--------------|------------|------------|--------------|-----------|----------|---------------|
| DARA | 837 | 378 | 370 | 459 | 1.026 | 17 | 34 | 240 | 13 | 0 | 3.374 |
| RASANA E BARAT | 3.561 | 1.763 | 1.468 | 1.875 | 4.907 | 121 | 266 | 1.258 | 53 | 0 | 15.272 |

3.1.2. Penduduk Kecamatan Rasanae Timur Berdasarkan Pendidikan Akhir

| KELURAHAN | Tdk/Blm Sekolah | Belum Tamat SD/Sederajat | Tamat SD/Sederajat | SLTP/Sederajat | SLTA/Sederajat | D-I/II | Akademi/D-III/Sarjana Muda | D-IV/S-I | S-II | S-III | Jumlah |
|-----------------------|-----------------|--------------------------|--------------------|----------------|----------------|------------|----------------------------|------------|-----------|----------|---------------|
| KUMBE | 1.077 | 456 | 288 | 456 | 1.253 | 32 | 60 | 247 | 1 | 0 | 3.870 |
| LAMPE | 428 | 188 | 186 | 183 | 484 | 9 | 17 | 110 | 0 | 0 | 1.605 |
| DODU | 930 | 431 | 354 | 378 | 898 | 21 | 37 | 187 | 4 | 0 | 3.240 |
| NUNGA | 803 | 347 | 333 | 277 | 591 | 15 | 14 | 78 | 0 | 0 | 2.458 |
| KODO | 580 | 282 | 185 | 172 | 763 | 30 | 31 | 177 | 2 | 0 | 2.222 |
| OI FO'O | 797 | 333 | 285 | 288 | 449 | 1 | 11 | 31 | 0 | 0 | 2.195 |
| LELAMASE | 550 | 298 | 366 | 263 | 486 | 2 | 10 | 59 | 0 | 0 | 2.034 |
| OIMBO | 496 | 250 | 192 | 212 | 543 | 6 | 25 | 110 | 3 | 0 | 1.837 |
| RASANA E TIMUR | 5.661 | 2.585 | 2.189 | 2.229 | 5.467 | 116 | 205 | 999 | 10 | 0 | 19.461 |

3.1.2.a. Penduduk Laki-laki Kecamatan Rasanae Timur Berdasarkan Pendidikan Akhir

| KELURAHAN | Tdk/Blm Sekolah | Belum Tamat SD/Sederajat | Tamat SD/Sederajat | SLTP/Sederajat | SLTA/Sederajat | D-I/II | Akademi/D-III/Sarjana Muda | D-IV/S-I | S-II | S-III | Jumlah |
|-----------|-----------------|--------------------------|--------------------|----------------|----------------|--------|----------------------------|----------|------|-------|--------|
| KUMBE | 560 | 206 | 136 | 194 | 664 | 9 | 18 | 124 | 1 | 0 | 1.912 |

| | | | | | | | | | | | |
|---------------------|--------------|--------------|--------------|--------------|--------------|-----------|-----------|------------|----------|----------|--------------|
| LAMPE | 212 | 85 | 91 | 80 | 256 | 4 | 8 | 42 | 0 | 0 | 778 |
| DODU | 459 | 211 | 162 | 170 | 480 | 14 | 16 | 91 | 2 | 0 | 1.605 |
| NUNGA | 404 | 170 | 160 | 134 | 319 | 5 | 7 | 32 | 0 | 0 | 1.231 |
| KODO | 284 | 128 | 80 | 81 | 398 | 17 | 12 | 75 | 2 | 0 | 1.077 |
| OI FO'O | 383 | 167 | 131 | 124 | 275 | 1 | 4 | 14 | 0 | 0 | 1.099 |
| LELAMASE | 274 | 127 | 154 | 137 | 273 | 2 | 2 | 29 | 0 | 0 | 998 |
| OIMBO | 251 | 119 | 95 | 94 | 278 | 2 | 9 | 59 | 2 | 0 | 909 |
| RASANA TIMUR | 2.827 | 1.213 | 1.009 | 1.014 | 2.943 | 54 | 76 | 466 | 7 | 0 | 9.609 |

3.1.2.b. Penduduk Perempuan Kecamatan Rasanae Timur Berdasarkan Pendidikan Akhir

| KELURAHAN | Tdk/Blm Sekolah | Belum Tamat SD/Sederajat | Tamat SD/Sederajat | SLTP/Sederajat | SLTA/Sederajat | D-I/II | Akademi/D-III/Sarjana Muda | D-IV/S-I | S-II | S-III | Jumlah |
|-----------|-----------------|--------------------------|--------------------|----------------|----------------|--------|----------------------------|----------|------|-------|--------|
| KUMBE | 517 | 250 | 152 | 262 | 589 | 23 | 42 | 123 | 0 | 0 | 1.958 |
| LAMPE | 216 | 103 | 95 | 103 | 228 | 5 | 9 | 68 | 0 | 0 | 827 |
| DODU | 471 | 220 | 192 | 208 | 418 | 7 | 21 | 96 | 2 | 0 | 1.635 |
| NUNGA | 399 | 177 | 173 | 143 | 272 | 10 | 7 | 46 | 0 | 0 | 1.227 |
| KODO | 296 | 154 | 105 | 91 | 365 | 13 | 19 | 102 | 0 | 0 | 1.145 |
| OI FO'O | 414 | 166 | 154 | 164 | 174 | 0 | 7 | 17 | 0 | 0 | 1.096 |
| LELAMASE | 276 | 171 | 212 | 126 | 213 | 0 | 8 | 30 | 0 | 0 | 1.036 |

| | | | | | | | | | | | |
|---------------------|--------------|--------------|--------------|--------------|--------------|-----------|------------|------------|----------|----------|--------------|
| OIMBO | 245 | 131 | 97 | 118 | 265 | 4 | 16 | 51 | 1 | 0 | 928 |
| RASANA TIMUR | 2.834 | 1.372 | 1.180 | 1.215 | 2.524 | 62 | 129 | 533 | 3 | 0 | 9.852 |

3.1.3. Penduduk Kecamatan Asakota Berdasarkan Pendidikan Akhir

| KELURAHAN | Tdk/Blm Sekolah | Belum Tamat SD/Sederajat | Tamat SD/Sederajat | SLTP/Sederajat | SLTA/Sederajat | D-I/II | Akademi/D-III/Sarjana Muda | D-IV/S-I | S-II | S-III | Jumlah |
|----------------|-----------------|--------------------------|--------------------|----------------|----------------|------------|----------------------------|--------------|------------|----------|---------------|
| MELAYU | 1.571 | 755 | 529 | 662 | 1.837 | 20 | 55 | 336 | 15 | 0 | 5.780 |
| JATIWANGI | 1.929 | 890 | 691 | 752 | 2.117 | 72 | 162 | 919 | 53 | 2 | 7.587 |
| JATIBARU | 1.611 | 845 | 959 | 907 | 1.419 | 15 | 30 | 241 | 6 | 0 | 6.033 |
| KOLO | 1.709 | 833 | 1.388 | 690 | 1.182 | 20 | 25 | 122 | 0 | 1 | 5.970 |
| JATIBARU TIMUR | 1.084 | 589 | 735 | 596 | 946 | 8 | 26 | 95 | 5 | 0 | 4.084 |
| ULE | 1.915 | 877 | 581 | 653 | 1.679 | 40 | 100 | 605 | 47 | 0 | 6.497 |
| ASAKOTA | 9.819 | 4.789 | 4.883 | 4.260 | 9.180 | 175 | 398 | 2.318 | 126 | 3 | 35.951 |

3.1.3.a. Penduduk Laki-laki Kecamatan Asakota Berdasarkan Pendidikan Akhir

| KELURAHAN | Tdk/Blm Sekolah | Belum Tamat SD/Sederajat | Tamat SD/Sederajat | SLTP/Sederajat | SLTA/Sederajat | D-I/II | Akademi/D-III/Sarjana Muda | D-IV/S-I | S-II | S-III | Jumlah |
|-----------|-----------------|--------------------------|--------------------|----------------|----------------|--------|----------------------------|----------|------|-------|--------|
| MELAYU | 810 | 359 | 231 | 319 | 938 | 10 | 18 | 168 | 10 | 0 | 2.863 |
| JATIWANGI | 1.000 | 448 | 325 | 373 | 1.089 | 22 | 55 | 459 | 36 | 2 | 3.809 |
| JATIBARU | 846 | 411 | 459 | 442 | 770 | 2 | 10 | 115 | 6 | 0 | 3.061 |

| | | | | | | | | | | | |
|----------------|--------------|--------------|--------------|--------------|--------------|-----------|------------|--------------|-----------|----------|---------------|
| KOLO | 878 | 408 | 660 | 353 | 646 | 13 | 7 | 54 | 0 | 1 | 3.020 |
| JATIBARU TIMUR | 519 | 286 | 343 | 292 | 514 | 3 | 7 | 49 | 3 | 0 | 2.016 |
| ULE | 1.005 | 451 | 294 | 307 | 840 | 16 | 28 | 302 | 34 | 0 | 3.277 |
| ASAKOTA | 5.058 | 2.363 | 2.312 | 2.086 | 4.797 | 66 | 125 | 1.147 | 89 | 3 | 18.046 |

3.1.3.b. Penduduk Perempuan Kecamatan Asakota Berdasarkan Pendidikan Akhir

| KELURAHAN | Tdk/Blm Sekolah | Belum Tamat SD/Sederajat | Tamat SD/ Sederajat | SLTP/ Sederajat | SLTA/ Sederajat | D-I/II | Akademi/D-III/ Sarjana Muda | D-IV/S-I | S-II | S-III | Jumlah |
|----------------|-----------------|--------------------------|---------------------|-----------------|-----------------|------------|-----------------------------|--------------|-----------|----------|---------------|
| MELAYU | 761 | 396 | 298 | 343 | 899 | 10 | 37 | 168 | 5 | 0 | 2.917 |
| JATIWANGI | 929 | 442 | 366 | 379 | 1.028 | 50 | 107 | 460 | 17 | 0 | 3.778 |
| JATIBARU | 765 | 434 | 500 | 465 | 649 | 13 | 20 | 126 | 0 | 0 | 2.972 |
| KOLO | 831 | 425 | 728 | 337 | 536 | 7 | 18 | 68 | 0 | 0 | 2.950 |
| JATIBARU TIMUR | 565 | 303 | 392 | 304 | 432 | 5 | 19 | 46 | 2 | 0 | 2.068 |
| ULE | 910 | 426 | 287 | 346 | 839 | 24 | 72 | 303 | 13 | 0 | 3.220 |
| ASAKOTA | 4.761 | 2.426 | 2.571 | 2.174 | 4.383 | 109 | 273 | 1.171 | 37 | 0 | 17.905 |

3.1.4. Penduduk Kecamatan Raba Berdasarkan Pendidikan Akhir

| KELURAHAN | Tdk/Blm Sekolah | Belum Tamat SD/Sederajat | Tamat SD/ Sederajat | SLTP/ Sederajat | SLTA/ Sederajat | D-I/II | Akademi/D-III/ Sarjana Muda | D-IV/S-I | S-II | S-III | Jumlah |
|-----------|-----------------|--------------------------|---------------------|-----------------|-----------------|--------|-----------------------------|----------|------|-------|--------|
| PENARAGA | 1.270 | 581 | 355 | 470 | 1.708 | 47 | 116 | 623 | 22 | 0 | 5.192 |

| | | | | | | | | | | | |
|-------------------|---------------|--------------|--------------|--------------|---------------|------------|------------|--------------|------------|----------|---------------|
| RONTU | 919 | 408 | 311 | 301 | 1.109 | 27 | 22 | 199 | 1 | 1 | 3.298 |
| PENANAE | 1.218 | 526 | 390 | 389 | 1.325 | 23 | 38 | 272 | 6 | 0 | 4.187 |
| KENDO | 602 | 185 | 118 | 143 | 383 | 11 | 14 | 96 | 1 | 1 | 1.554 |
| NTOBO | 1.129 | 531 | 707 | 484 | 871 | 15 | 27 | 130 | 2 | 0 | 3.896 |
| NITU | 536 | 239 | 281 | 168 | 272 | 4 | 4 | 42 | 0 | 0 | 1.546 |
| RABANGODU SELATAN | 967 | 412 | 218 | 304 | 1.222 | 48 | 135 | 713 | 23 | 1 | 4.043 |
| RABADOMPU TIMUR | 1.049 | 413 | 337 | 322 | 1.235 | 22 | 52 | 359 | 13 | 0 | 3.802 |
| RITE | 673 | 266 | 264 | 273 | 688 | 14 | 25 | 197 | 9 | 1 | 2.410 |
| RABADOMPU BARAT | 1.384 | 599 | 423 | 466 | 1.630 | 54 | 86 | 545 | 25 | 2 | 5.214 |
| RABANGODU UTARA | 1.103 | 461 | 266 | 356 | 1.474 | 73 | 166 | 912 | 67 | 1 | 4.879 |
| RABA | 10.850 | 4.621 | 3.670 | 3.676 | 11.917 | 338 | 685 | 4.088 | 169 | 7 | 40.021 |

3.1.4.a. Penduduk Laki-laki Kecamatan Raba Berdasarkan Pendidikan Akhir

| KELURAHAN | Tdk/Blm Sekolah | Belum Tamat SD/Sederajat | Tamat SD/Sederajat | SLTP/Sederajat | SLTA/Sederajat | D-I/II | Akademi/D-III/Sarjana Muda | D-IV/S-I | S-II | S-III | Jumlah |
|-----------|-----------------|--------------------------|--------------------|----------------|----------------|--------|----------------------------|----------|------|-------|--------|
| PENARAGA | 636 | 292 | 168 | 212 | 864 | 15 | 42 | 306 | 14 | 0 | 2.549 |
| RONTU | 479 | 202 | 158 | 114 | 577 | 6 | 6 | 92 | 1 | 1 | 1.636 |
| PENANAE | 619 | 260 | 197 | 190 | 680 | 3 | 16 | 125 | 5 | 0 | 2.095 |
| KENDO | 290 | 93 | 50 | 67 | 209 | 6 | 4 | 46 | 1 | 1 | 767 |
| NTOBO | 557 | 252 | 326 | 226 | 482 | 7 | 11 | 62 | 2 | 0 | 1.925 |

| | | | | | | | | | | | |
|-------------------|--------------|--------------|--------------|--------------|--------------|-----------|------------|--------------|------------|----------|---------------|
| NITU | 257 | 113 | 140 | 79 | 152 | 2 | 0 | 23 | 0 | 0 | 766 |
| RABANGODU SELATAN | 500 | 209 | 105 | 125 | 619 | 15 | 49 | 357 | 17 | 1 | 1.997 |
| RABADOMPU TIMUR | 519 | 203 | 152 | 136 | 644 | 7 | 16 | 174 | 7 | 0 | 1.858 |
| RITE | 366 | 135 | 127 | 123 | 360 | 4 | 11 | 96 | 3 | 1 | 1.226 |
| RABADOMPU BARAT | 698 | 279 | 191 | 206 | 826 | 15 | 24 | 265 | 18 | 2 | 2.524 |
| RABANGODU UTARA | 594 | 243 | 111 | 142 | 730 | 17 | 66 | 465 | 40 | 1 | 2.409 |
| RABA | 5.515 | 2.281 | 1.725 | 1.620 | 6.143 | 97 | 245 | 2.011 | 108 | 7 | 19.752 |

3.1.4.b. Penduduk Perempuan Kecamatan Raba Berdasarkan Pendidikan Akhir

| KELURAHAN | Tdk/Blm Sekolah | Belum Tamat SD/Sederajat | Tamat SD/Sederajat | SLTP/Sederajat | SLTA/Sederajat | D-I/II | Akademi/D-III/Sarjana Muda | D-IV/S-I | S-II | S-III | Jumlah |
|-------------------|-----------------|--------------------------|--------------------|----------------|----------------|--------|----------------------------|----------|------|-------|--------|
| PENARAGA | 634 | 289 | 187 | 258 | 844 | 32 | 74 | 317 | 8 | 0 | 2.643 |
| RONTU | 440 | 206 | 153 | 187 | 532 | 21 | 16 | 107 | 0 | 0 | 1.662 |
| PENANAE | 599 | 266 | 193 | 199 | 645 | 20 | 22 | 147 | 1 | 0 | 2.092 |
| KENDO | 312 | 92 | 68 | 76 | 174 | 5 | 10 | 50 | 0 | 0 | 787 |
| NTOBO | 572 | 279 | 381 | 258 | 389 | 8 | 16 | 68 | 0 | 0 | 1.971 |
| NITU | 279 | 126 | 141 | 89 | 120 | 2 | 4 | 19 | 0 | 0 | 780 |
| RABANGODU SELATAN | 467 | 203 | 113 | 179 | 603 | 33 | 86 | 356 | 6 | 0 | 2.046 |
| RABADOMPU TIMUR | 530 | 210 | 185 | 186 | 591 | 15 | 36 | 185 | 6 | 0 | 1.944 |
| RITE | 307 | 131 | 137 | 150 | 328 | 10 | 14 | 101 | 6 | 0 | 1.184 |

| | | | | | | | | | | | |
|-----------------|--------------|--------------|--------------|--------------|--------------|------------|------------|--------------|-----------|----------|---------------|
| RABADOMPU BARAT | 686 | 320 | 232 | 260 | 804 | 39 | 62 | 280 | 7 | 0 | 2.690 |
| RABANGODU UTARA | 509 | 218 | 155 | 214 | 744 | 56 | 100 | 447 | 27 | 0 | 2.470 |
| RABA | 5.335 | 2.340 | 1.945 | 2.056 | 5.774 | 241 | 440 | 2.077 | 61 | 0 | 20.269 |

3.1.5. Penduduk Kecamatan Mpunda Berdasarkan Pendidikan Akhir

| KELURAHAN | Tdk/Blm Sekolah | Belum Tamat SD/Sederajat | Tamat SD/Sederajat | SLTP/Sederajat | SLTA/Sederajat | D-I/II | Akademi/D-III/Sarjana Muda | D-IV/S-I | S-II | S-III | Jumlah |
|---------------|-----------------|--------------------------|--------------------|----------------|----------------|------------|----------------------------|--------------|------------|----------|---------------|
| MONGGONAO | 940 | 330 | 179 | 309 | 1.244 | 59 | 130 | 815 | 53 | 1 | 4.060 |
| SADIA | 849 | 389 | 296 | 282 | 1.098 | 34 | 87 | 638 | 50 | 1 | 3.724 |
| SANTI | 727 | 272 | 201 | 215 | 767 | 28 | 63 | 440 | 37 | 1 | 2.751 |
| SAMBINAE | 999 | 346 | 405 | 355 | 963 | 23 | 58 | 396 | 23 | 1 | 3.569 |
| PENATOI | 1.274 | 470 | 248 | 425 | 1.595 | 55 | 87 | 639 | 27 | 0 | 4.820 |
| LEWIRATO | 448 | 235 | 105 | 157 | 603 | 30 | 51 | 344 | 18 | 0 | 1.991 |
| MANDE | 753 | 342 | 181 | 240 | 836 | 20 | 54 | 433 | 25 | 0 | 2.884 |
| PANGGI | 621 | 268 | 188 | 225 | 860 | 31 | 79 | 449 | 27 | 0 | 2.748 |
| MANGGEMACI | 1.047 | 534 | 295 | 365 | 1.272 | 33 | 69 | 451 | 21 | 0 | 4.087 |
| MATAKANDO | 833 | 341 | 332 | 343 | 865 | 19 | 28 | 193 | 10 | 0 | 2.964 |
| MPUNDA | 8.491 | 3.527 | 2.430 | 2.916 | 10.103 | 332 | 706 | 4.798 | 291 | 4 | 33.598 |

3.1.5.a. Penduduk Laki-laki Kecamatan Mpunda Berdasarkan Pendidikan Akhir

| KELURAHAN | Tdk/Blm Sekolah | Belum Tamat SD/Sederajat | Tamat SD/Sederajat | SLTP/Sederajat | SLTA/Sederajat | D-I/II | Akademi/D-III/Sarjana Muda | D-IV/S-I | S-II | S-III | Jumlah |
|---------------|-----------------|--------------------------|--------------------|----------------|----------------|------------|----------------------------|--------------|------------|----------|---------------|
| MONGGONAO | 505 | 160 | 79 | 150 | 609 | 14 | 49 | 426 | 35 | 1 | 2.028 |
| SADIA | 440 | 198 | 134 | 126 | 562 | 7 | 21 | 329 | 29 | 1 | 1.847 |
| SANTI | 367 | 143 | 89 | 97 | 385 | 13 | 17 | 213 | 27 | 1 | 1.352 |
| SAMBINAE | 490 | 190 | 203 | 168 | 499 | 9 | 15 | 187 | 13 | 1 | 1.775 |
| PENATOI | 623 | 224 | 107 | 189 | 804 | 16 | 30 | 316 | 25 | 0 | 2.334 |
| LEWIRATO | 231 | 117 | 49 | 74 | 316 | 7 | 20 | 178 | 10 | 0 | 1.002 |
| MANDE | 382 | 163 | 82 | 103 | 400 | 6 | 20 | 214 | 19 | 0 | 1.389 |
| PANGGI | 327 | 129 | 98 | 105 | 421 | 11 | 29 | 239 | 18 | 0 | 1.377 |
| MANGGEMACI | 542 | 258 | 122 | 167 | 679 | 9 | 21 | 217 | 13 | 0 | 2.028 |
| MATAKANDO | 454 | 156 | 161 | 154 | 451 | 8 | 7 | 104 | 4 | 0 | 1.499 |
| MPUNDA | 4.361 | 1.738 | 1.124 | 1.333 | 5.126 | 100 | 229 | 2.423 | 193 | 4 | 16.631 |

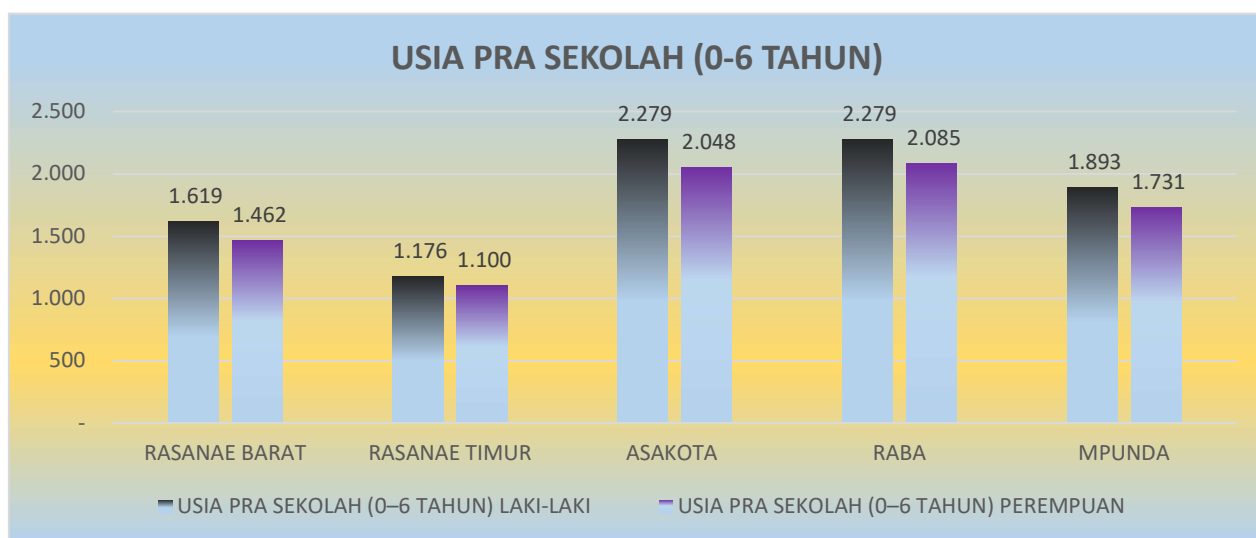
3.1.5.b. Penduduk Perempuan Kecamatan Mpunda Berdasarkan Pendidikan Akhir

| KELURAHAN | Tdk/Blm Sekolah | Belum Tamat SD/Sederajat | Tamat SD/Sederajat | SLTP/Sederajat | SLTA/Sederajat | D-I/II | Akademi/D-III/Sarjana Muda | D-IV/S-I | S-II | S-III | Jumlah |
|-----------|-----------------|--------------------------|--------------------|----------------|----------------|--------|----------------------------|----------|------|-------|--------|
| MONGGONAO | 435 | 170 | 100 | 159 | 635 | 45 | 81 | 389 | 18 | 0 | 2.032 |
| SADIA | 409 | 191 | 162 | 156 | 536 | 27 | 66 | 309 | 21 | 0 | 1.877 |

| | | | | | | | | | | | |
|---------------|--------------|--------------|--------------|--------------|--------------|------------|------------|--------------|-----------|----------|---------------|
| SANTI | 360 | 129 | 112 | 118 | 382 | 15 | 46 | 227 | 10 | 0 | 1.399 |
| SAMBINAE | 509 | 156 | 202 | 187 | 464 | 14 | 43 | 209 | 10 | 0 | 1.794 |
| PENATOI | 651 | 246 | 141 | 236 | 791 | 39 | 57 | 323 | 2 | 0 | 2.486 |
| LEWIRATO | 217 | 118 | 56 | 83 | 287 | 23 | 31 | 166 | 8 | 0 | 989 |
| MANDE | 371 | 179 | 99 | 137 | 436 | 14 | 34 | 219 | 6 | 0 | 1.495 |
| PANGGI | 294 | 139 | 90 | 120 | 439 | 20 | 50 | 210 | 9 | 0 | 1.371 |
| MANGGEMACI | 505 | 276 | 173 | 198 | 593 | 24 | 48 | 234 | 8 | 0 | 2.059 |
| MATAKANDO | 379 | 185 | 171 | 189 | 414 | 11 | 21 | 89 | 6 | 0 | 1.465 |
| MPUNDA | 4.130 | 1.789 | 1.306 | 1.583 | 4.977 | 232 | 477 | 2.375 | 98 | 0 | 16.967 |

3.2. Penduduk Kota Bima Berdasarkan Kelompok Usia Pra Sekolah (0–6 Tahun)

| KECAMATAN | USIA PRA SEKOLAH (0–6 TAHUN) | | |
|------------------|------------------------------|--------------|---------------|
| | LAKI-LAKI | PEREMPUAN | JUMLAH |
| RASANA E BARAT | 1.619 | 1.462 | 3.081 |
| RASANA E TIMUR | 1.176 | 1.100 | 2.276 |
| ASAKOTA | 2.279 | 2.048 | 4.327 |
| RABA | 2.279 | 2.085 | 4.364 |
| MPUNDA | 1.893 | 1.731 | 3.624 |
| KOTA BIMA | 9.246 | 8.426 | 17.672 |



3.2.a. Penduduk Kecamatan Rasanae Barat Berdasarkan Kelompok Usia Pra Sekolah (0–6 Tahun)

| KELURAHAN | USIA PRA SEKOLAH (0–6 TAHUN) | | |
|-----------------------|------------------------------|--------------|--------------|
| | LAKI-LAKI | PEREMPUAN | JUMLAH |
| PARUGA | 252 | 261 | 513 |
| NAE | 235 | 205 | 440 |
| SARAE | 273 | 233 | 506 |
| TANJUNG | 340 | 293 | 633 |
| PANE | 120 | 130 | 250 |
| DARA | 399 | 340 | 739 |
| RASANA E BARAT | 1.619 | 1.462 | 3.081 |

3.2.b. Penduduk Kecamatan Rasanae Timur Berdasarkan Kelompok Usia Pra Sekolah (0–6 Tahun)

| KELURAHAN | USIA PRA SEKOLAH (0–6 TAHUN) | | |
|-----------------------|------------------------------|--------------|--------------|
| | LAKI-LAKI | PEREMPUAN | JUMLAH |
| KUMBE | 218 | 193 | 411 |
| LAMPE | 90 | 107 | 197 |
| DODU | 192 | 175 | 367 |
| NUNGA | 160 | 147 | 307 |
| KODO | 140 | 106 | 246 |
| OI FO'O | 159 | 157 | 316 |
| LELAMASE | 123 | 123 | 246 |
| OIMBO | 94 | 92 | 186 |
| RASANA E TIMUR | 1.176 | 1.100 | 2.276 |

3.2.c. Penduduk Kecamatan Asakota Berdasarkan Kelompok Usia Pra Sekolah (0–6 Tahun)

| KELURAHAN | USIA PRA SEKOLAH (0–6 TAHUN) | | |
|----------------|------------------------------|--------------|--------------|
| | LAKI-LAKI | PEREMPUAN | JUMLAH |
| MELAYU | 353 | 314 | 667 |
| JATIWANGI | 450 | 401 | 851 |
| JATIBARU | 409 | 336 | 745 |
| KOLO | 388 | 384 | 772 |
| JATIBARU TIMUR | 227 | 218 | 445 |
| ULE | 452 | 395 | 847 |
| ASAKOTA | 2.279 | 2.048 | 4.327 |

3.2.d. Penduduk Kecamatan Raba Berdasarkan Kelompok Usia Pra Sekolah (0–6 Tahun)

| KELURAHAN | USIA PRA SEKOLAH (0–6 TAHUN) | | |
|-----------|------------------------------|-----------|--------|
| | LAKI-LAKI | PEREMPUAN | JUMLAH |
| PENARAGA | 286 | 273 | 559 |
| RONTU | 201 | 176 | 377 |
| PENANAE | 236 | 232 | 468 |
| KENDO | 97 | 99 | 196 |
| NTOBO | 242 | 253 | 495 |

| | | | |
|-------------------|--------------|--------------|--------------|
| NITU | 89 | 82 | 171 |
| RABANGODU SELATAN | 225 | 208 | 433 |
| RABADOMPU TIMUR | 204 | 184 | 388 |
| RITE | 166 | 121 | 287 |
| RABADOMPU BARAT | 301 | 263 | 564 |
| RABANGODU UTARA | 232 | 194 | 426 |
| RABA | 2.279 | 2.085 | 4.364 |

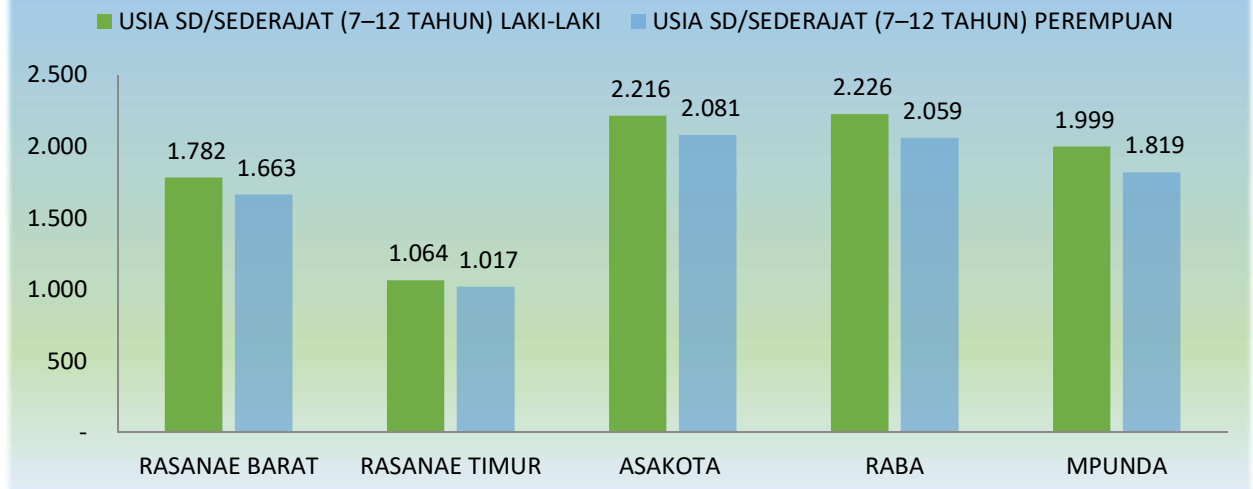
3.2.e. Penduduk Kecamatan Mpunda Berdasarkan Kelompok Usia Pra Sekolah (0–6 Tahun)

| KELURAHAN | USIA PRA SEKOLAH (0–6 TAHUN) | | |
|---------------|------------------------------|--------------|--------------|
| | LAKI-LAKI | PEREMPUAN | JUMLAH |
| MONGGONAO | 251 | 187 | 438 |
| SADIA | 190 | 171 | 361 |
| SANTI | 136 | 156 | 292 |
| SAMBINAE | 209 | 220 | 429 |
| PENATOI | 265 | 254 | 519 |
| LEWIRATO | 95 | 105 | 200 |
| MANDE | 163 | 155 | 318 |
| PANGGI | 151 | 120 | 271 |
| MANGGEMACI | 236 | 211 | 447 |
| MATAKANDO | 197 | 152 | 349 |
| MPUNDA | 1.893 | 1.731 | 3.624 |

3.3. Penduduk Kota Bima Berdasarkan Kelompok Usia SD/Sederajat (7–12 Tahun)

| KECAMATAN | USIA SD/SEDERAJAT (7–12 TAHUN) | | |
|------------------|--------------------------------|--------------|---------------|
| | LAKI-LAKI | PEREMPUAN | JUMLAH |
| RASANA E BARAT | 1.782 | 1.663 | 3.445 |
| RASANA E TIMUR | 1.064 | 1.017 | 2.081 |
| ASAKOTA | 2.216 | 2.081 | 4.297 |
| RABA | 2.226 | 2.059 | 4.285 |
| MPUNDA | 1.999 | 1.819 | 3.818 |
| KOTA BIMA | 9.287 | 8.639 | 17.926 |

USIA SD SEDERAJAT (7-12 TAHUN)



3.3.a. Penduduk Kecamatan Rasanae Barat Berdasarkan Kelompok Usia SD/Sederajat (7–12 Tahun)

| KELURAHAN | USIA SD/SEDERAJAT (7–12 TAHUN) | | |
|-----------------------|--------------------------------|--------------|--------------|
| | LAKI-LAKI | PEREMPUAN | JUMLAH |
| PARUGA | 293 | 267 | 560 |
| NAE | 217 | 225 | 442 |
| SARAE | 302 | 271 | 573 |
| TANJUNG | 390 | 392 | 782 |
| PANE | 147 | 126 | 273 |
| DARA | 433 | 382 | 815 |
| RASANA E BARAT | 1.782 | 1.663 | 3.445 |

3.3.b. Penduduk Kecamatan Rasanae Timur Berdasarkan Kelompok Usia SD/Sederajat (7–12 Tahun)

| KELURAHAN | USIA SD/SEDERAJAT (7–12 TAHUN) | | |
|----------------------|--------------------------------|--------------|--------------|
| | LAKI-LAKI | PEREMPUAN | JUMLAH |
| KUMBE | 214 | 197 | 411 |
| LAMPE | 99 | 86 | 185 |
| DODU | 186 | 184 | 370 |
| NUNGA | 140 | 123 | 263 |
| KODO | 103 | 119 | 222 |
| OI FO'O | 116 | 122 | 238 |
| LELAMASE | 105 | 87 | 192 |
| OIMBO | 101 | 99 | 200 |
| RASANAЕ TIMUR | 1.064 | 1.017 | 2.081 |

3.3.c. Penduduk Kecamatan Asakota Berdasarkan Kelompok Usia SD/Sederajat (7–12 Tahun)

| KELURAHAN | USIA SD/SEDERAJAT (7–12 TAHUN) | | |
|----------------|--------------------------------|--------------|--------------|
| | LAKI-LAKI | PEREMPUAN | JUMLAH |
| MELAYU | 362 | 324 | 686 |
| JATIWANGI | 467 | 439 | 906 |
| JATIBARU | 342 | 326 | 668 |
| KOLO | 372 | 322 | 694 |
| JATIBARU TIMUR | 201 | 219 | 420 |
| ULE | 472 | 451 | 923 |
| ASAKOTA | 2.216 | 2.081 | 4.297 |

3.3.d. Penduduk Kecamatan Raba Berdasarkan Kelompok Usia SD/Sederajat (7–12 Tahun)

| KELURAHAN | USIA SD/SEDERAJAT (7–12 TAHUN) | | |
|-----------|--------------------------------|-----------|--------|
| | LAKI-LAKI | PEREMPUAN | JUMLAH |
| PENARAGA | 297 | 295 | 592 |
| RONTU | 185 | 175 | 360 |
| PENANAE | 257 | 224 | 481 |
| KENDO | 85 | 70 | 155 |
| NTOBO | 203 | 178 | 381 |

| | | | |
|-------------------|--------------|--------------|--------------|
| NITU | 59 | 88 | 147 |
| RABANGODU SELATAN | 236 | 220 | 456 |
| RABADOMPU TIMUR | 186 | 194 | 380 |
| RITE | 157 | 115 | 272 |
| RABADOMPU BARAT | 269 | 251 | 520 |
| RABANGODU UTARA | 292 | 249 | 541 |
| RABA | 2.226 | 2.059 | 4.285 |

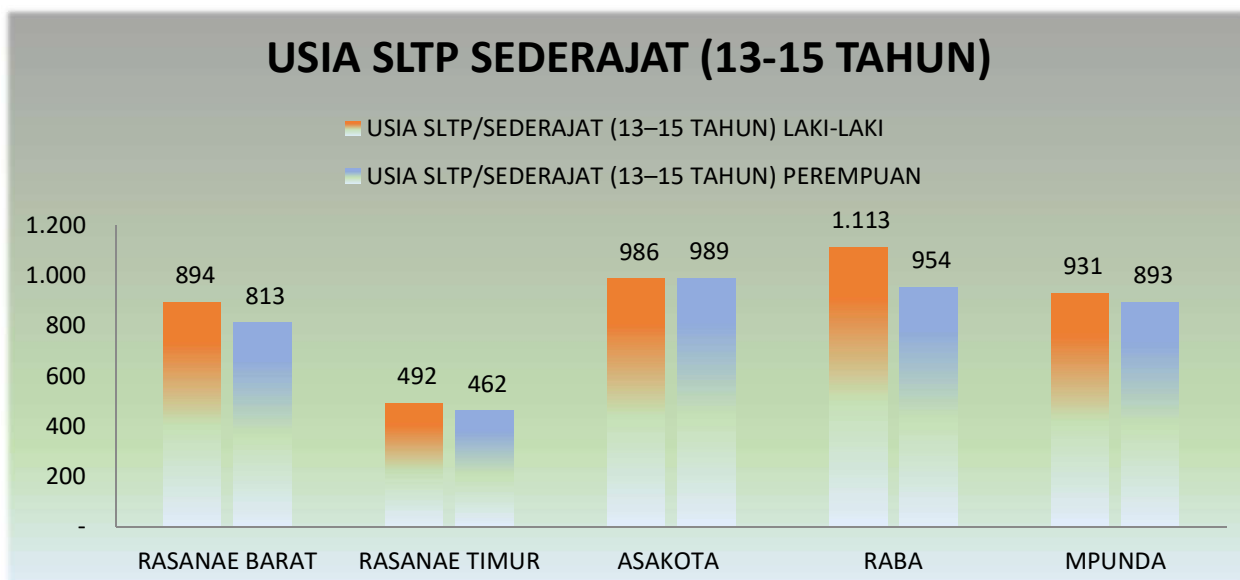
3.3.e. Penduduk Kecamatan Mpunda Berdasarkan Kelompok Usia SD/Sederajat (7–12 Tahun)

| KELURAHAN | USIA SD/SEDERAJAT (7–12 TAHUN) | | |
|---------------|--------------------------------|--------------|--------------|
| | LAKI-LAKI | PEREMPUAN | JUMLAH |
| MONGGONAO | 215 | 194 | 409 |
| SADIA | 208 | 190 | 398 |
| SANTI | 177 | 162 | 339 |
| SAMBINAE | 224 | 206 | 430 |
| PENATOI | 274 | 287 | 561 |
| LEWIRATO | 116 | 104 | 220 |
| MANDE | 168 | 175 | 343 |
| PANGGI | 164 | 126 | 290 |
| MANGGEMACI | 256 | 213 | 469 |
| MATAKANDO | 197 | 162 | 359 |
| MPUNDA | 1.999 | 1.819 | 3.818 |

3.4. Penduduk Kota Bima Berdasarkan Kelompok Usia SLTP/Sederajat (13–15 Tahun)

| KECAMATAN | USIA SLTP/SEDERAJAT (13–15 TAHUN) | | |
|------------------|-----------------------------------|--------------|--------------|
| | LAKI-LAKI | PEREMPUAN | JUMLAH |
| RASANAE BARAT | 894 | 813 | 1.707 |
| RASANAE TIMUR | 492 | 462 | 954 |
| ASAKOTA | 986 | 989 | 1.975 |
| RABA | 1.113 | 954 | 2.067 |
| MPUNDA | 931 | 893 | 1.824 |
| KOTA BIMA | 4.416 | 4.111 | 8.527 |





3.4.a. Penduduk Kecamatan Rasanae Barat Berdasarkan Kelompok Usia SLTP/Sederajat (13–15 Tahun)

| KELURAHAN | USIA SLTP/SEDERAJAT (13–15 TAHUN) | | |
|-----------------------|-----------------------------------|------------|--------------|
| | LAKI-LAKI | PEREMPUAN | JUMLAH |
| PARUGA | 146 | 146 | 292 |
| NAE | 120 | 112 | 232 |
| SARAE | 153 | 126 | 279 |
| TANJUNG | 201 | 174 | 375 |
| PANE | 72 | 80 | 152 |
| DARA | 202 | 175 | 377 |
| RASANA E BARAT | 894 | 813 | 1.707 |

3.4.b. Penduduk Kecamatan Rasanae Timur Berdasarkan Kelompok Usia SLTP/Sederajat (13–15 Tahun)

| KELURAHAN | USIA SLTP/SEDERAJAT (13–15 TAHUN) | | |
|-----------|-----------------------------------|-----------|--------|
| | LAKI-LAKI | PEREMPUAN | JUMLAH |
| KUMBE | 94 | 94 | 188 |
| LAMPE | 35 | 38 | 73 |
| DODU | 81 | 69 | 150 |
| NUNGGGA | 76 | 63 | 139 |
| KODO | 54 | 54 | 108 |
| OI FO'O | 74 | 43 | 117 |
| LELAMASE | 41 | 49 | 90 |

| | | | |
|-----------------------|------------|------------|------------|
| OIMBO | 37 | 52 | 89 |
| RASANA E TIMUR | 492 | 462 | 954 |

3.4.c. Penduduk Kecamatan Asakota Berdasarkan Kelompok Usia SLTP/Sederajat (13–15 Tahun)

| KELURAHAN | USIA SLTP/SEDERAJAT (13–15 TAHUN) | | |
|----------------|-----------------------------------|------------|--------------|
| | LAKI-LAKI | PEREMPUAN | JUMLAH |
| MELAYU | 174 | 160 | 334 |
| JATIWANGI | 220 | 215 | 435 |
| JATIBARU | 140 | 138 | 278 |
| KOLO | 150 | 157 | 307 |
| JATIBARU TIMUR | 95 | 118 | 213 |
| ULE | 207 | 201 | 408 |
| ASAKOTA | 986 | 989 | 1.975 |

3.4.d. Penduduk Kecamatan Raba Berdasarkan Kelompok Usia SLTP/Sederajat (13–15 Tahun)

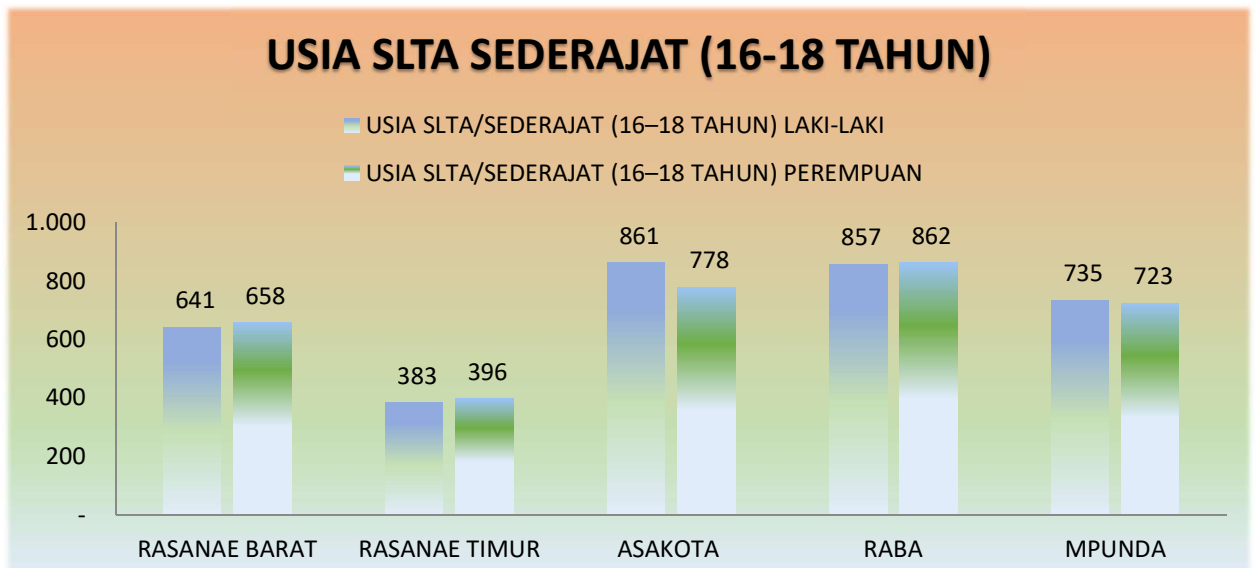
| KELURAHAN | USIA SLTP/SEDERAJAT (13–15 TAHUN) | | |
|-------------------|-----------------------------------|------------|--------------|
| | LAKI-LAKI | PEREMPUAN | JUMLAH |
| PENARAGA | 141 | 140 | 281 |
| RONTU | 116 | 83 | 199 |
| PENANAE | 107 | 99 | 206 |
| KENDO | 36 | 37 | 73 |
| NTOBO | 89 | 80 | 169 |
| NITU | 55 | 40 | 95 |
| RABANGODU SELATAN | 122 | 98 | 220 |
| RABADOMPU TIMUR | 112 | 83 | 195 |
| RITE | 62 | 50 | 112 |
| RABADOMPU BARAT | 128 | 126 | 254 |
| RABANGODU UTARA | 145 | 118 | 263 |
| RABA | 1.113 | 954 | 2.067 |

3.4.e. Penduduk Kecamatan Mpunda Berdasarkan Kelompok Usia SLTP/Sederajat (13–15 Tahun)

| KELURAHAN | USIA SLTP/SEDERAJAT (13–15 TAHUN) | | |
|---------------|-----------------------------------|------------|--------------|
| | LAKI-LAKI | PEREMPUAN | JUMLAH |
| MONGGONAO | 81 | 106 | 187 |
| SADIA | 110 | 102 | 212 |
| SANTI | 93 | 74 | 167 |
| SAMBINAE | 93 | 83 | 176 |
| PENATOI | 147 | 160 | 307 |
| LEWIRATO | 55 | 51 | 106 |
| MANDE | 87 | 71 | 158 |
| PANGGI | 76 | 62 | 138 |
| MANGGEMACI | 113 | 101 | 214 |
| MATAKANDO | 76 | 83 | 159 |
| MPUNDA | 931 | 893 | 1.824 |

3.5. Penduduk Kota Bima Berdasarkan Kelompok Usia SLTA/Sederajat (16–18 Tahun)

| KECAMATAN | USIA SLTA/SEDERAJAT (16–18 TAHUN) | | |
|------------------|-----------------------------------|--------------|--------------|
| | LAKI-LAKI | PEREMPUAN | JUMLAH |
| RASANAЕ BARAT | 641 | 658 | 1.299 |
| RASANAЕ TIMUR | 383 | 396 | 779 |
| ASAKOTA | 861 | 778 | 1.639 |
| RABA | 857 | 862 | 1.719 |
| MPUNDA | 735 | 723 | 1.458 |
| KOTA BIMA | 3.477 | 3.417 | 6.894 |



3.5.a. Penduduk Kecamatan Rasanae Barat Berdasarkan Kelompok Usia SLTA/Sederajat (16–18 Tahun)

| KELURAHAN | USIA SLTA/SEDERAJAT (16–18 TAHUN) | | |
|-----------------------|-----------------------------------|------------|--------------|
| | LAKI-LAKI | PEREMPUAN | JUMLAH |
| PARUGA | 104 | 110 | 214 |
| NAE | 89 | 98 | 187 |
| SARAE | 112 | 117 | 229 |
| TANJUNG | 139 | 136 | 275 |
| PANE | 53 | 51 | 104 |
| DARA | 144 | 146 | 290 |
| RASANA E BARAT | 641 | 658 | 1.299 |

3.5.b. Penduduk Kecamatan Rasanae Timur Berdasarkan Kelompok Usia SLTA/Sederajat (16–18 Tahun)

| KELURAHAN | USIA SLTA/SEDERAJAT (16–18 TAHUN) | | |
|-----------|-----------------------------------|-----------|--------|
| | LAKI-LAKI | PEREMPUAN | JUMLAH |
| KUMBE | 81 | 76 | 157 |
| LAMPE | 22 | 36 | 58 |
| DODU | 72 | 63 | 135 |
| NUNGA | 48 | 61 | 109 |
| KODO | 34 | 42 | 76 |
| OI FO'O | 44 | 50 | 94 |
| LELAMASE | 39 | 34 | 73 |

| | | | |
|-----------------------|------------|------------|------------|
| OIMBO | 43 | 34 | 77 |
| RASANA E TIMUR | 383 | 396 | 779 |

3.5.c. Penduduk Kecamatan Asakota Berdasarkan Kelompok Usia SLTA/Sederajat (16–18 Tahun)

| KELURAHAN | USIA SLTA/SEDERAJAT (16–18 TAHUN) | | |
|----------------|-----------------------------------|------------|--------------|
| | LAKI-LAKI | PEREMPUAN | JUMLAH |
| MELAYU | 131 | 140 | 271 |
| JATIWANGI | 186 | 167 | 353 |
| JATIBARU | 149 | 132 | 281 |
| KOLO | 124 | 115 | 239 |
| JATIBARU TIMUR | 91 | 83 | 174 |
| ULE | 180 | 141 | 321 |
| ASAKOTA | 861 | 778 | 1.639 |

3.5.d. Penduduk Kecamatan Raba Berdasarkan Kelompok Usia SLTA/Sederajat (16–18 Tahun)

| KELURAHAN | USIA SLTA/SEDERAJAT (16–18 TAHUN) | | |
|-------------------|-----------------------------------|------------|--------------|
| | LAKI-LAKI | PEREMPUAN | JUMLAH |
| PENARAGA | 104 | 113 | 217 |
| RONTU | 69 | 73 | 142 |
| PENANAE | 101 | 83 | 184 |
| KENDO | 25 | 34 | 59 |
| NTOBO | 82 | 88 | 170 |
| NITU | 34 | 36 | 70 |
| RABANGODU SELATAN | 98 | 73 | 171 |
| RABADOMPU TIMUR | 63 | 80 | 143 |
| RITE | 53 | 54 | 107 |
| RABADOMPU BARAT | 116 | 112 | 228 |
| RABANGODU UTARA | 112 | 116 | 228 |
| RABA | 857 | 862 | 1.719 |

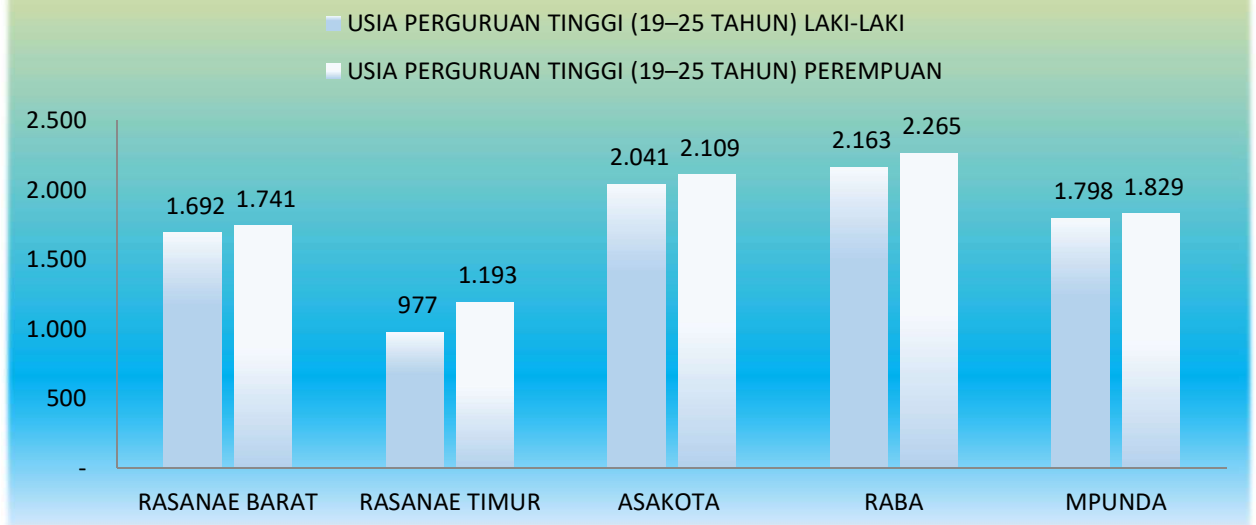
3.5.e. Penduduk Kecamatan Mpunda Berdasarkan Kelompok Usia SLTA/Sederajat (16–18 Tahun)

| KELURAHAN | USIA SLTA/SEDERAJAT (16–18 TAHUN) | | |
|---------------|-----------------------------------|------------|--------------|
| | LAKI-LAKI | PEREMPUAN | JUMLAH |
| MONGGONAO | 81 | 70 | 151 |
| SADIA | 100 | 71 | 171 |
| SANTI | 65 | 57 | 122 |
| SAMBINAE | 74 | 65 | 139 |
| PENATOI | 100 | 120 | 220 |
| LEWIRATO | 49 | 38 | 87 |
| MANDE | 71 | 78 | 149 |
| PANGGI | 47 | 63 | 110 |
| MANGGEMACI | 81 | 94 | 175 |
| MATAKANDO | 67 | 67 | 134 |
| MPUNDA | 735 | 723 | 1.458 |

3.6. Penduduk Kota Bima Berdasarkan Kelompok Usia Perguruan Tinggi (19–25 Tahun)

| KECAMATAN | USIA PERGURUAN TINGGI (19–25 TAHUN) | | |
|------------------|-------------------------------------|--------------|---------------|
| | LAKI-LAKI | PEREMPUAN | JUMLAH |
| RASANAЕ BARAT | 1.692 | 1.741 | 3.433 |
| RASANAЕ TIMUR | 977 | 1.193 | 2.170 |
| ASAKOTA | 2.041 | 2.109 | 4.150 |
| RABA | 2.163 | 2.265 | 4.428 |
| MPUNDA | 1.798 | 1.829 | 3.627 |
| KOTA BIMA | 8.671 | 9.137 | 17.808 |

USIA PERGURUAN TINGGI (19-25 TAHUN)



3.6.a. Penduduk Kecamatan Rasanae Barat Berdasarkan Kelompok Usia Perguruan Tinggi (19-25 Tahun)

| KELURAHAN | USIA PERGURUAN TINGGI (19-25 TAHUN) | | |
|-----------------------|-------------------------------------|--------------|--------------|
| | LAKI-LAKI | PEREMPUAN | JUMLAH |
| PARUGA | 281 | 278 | 559 |
| NAE | 251 | 267 | 518 |
| SARAE | 287 | 276 | 563 |
| TANJUNG | 363 | 370 | 733 |
| PANE | 141 | 146 | 287 |
| DARA | 369 | 404 | 773 |
| RASANA E BARAT | 1.692 | 1.741 | 3.433 |

3.6.b. Penduduk Kecamatan Rasanae Timur Berdasarkan Kelompok Usia Perguruan Tinggi (19-25 Tahun)

| KELURAHAN | USIA PERGURUAN TINGGI (19-25 TAHUN) | | |
|-----------|-------------------------------------|-----------|--------|
| | LAKI-LAKI | PEREMPUAN | JUMLAH |
| KUMBE | 217 | 254 | 471 |
| LAMPE | 73 | 81 | 154 |
| DODU | 145 | 165 | 310 |
| NUNGGGA | 127 | 158 | 285 |
| KODO | 102 | 121 | 223 |
| OI FO'O | 124 | 157 | 281 |

| | | | |
|-----------------------|------------|--------------|--------------|
| LELAMASE | 80 | 138 | 218 |
| OIMBO | 109 | 119 | 228 |
| RASANA E TIMUR | 977 | 1.193 | 2.170 |

3.6.c. Penduduk Kecamatan Asakota Berdasarkan Kelompok Usia Perguruan Tinggi (19–25 Tahun)

| KELURAHAN | USIA PERGURUAN TINGGI (19–25 TAHUN) | | |
|----------------|-------------------------------------|--------------|--------------|
| | LAKI-LAKI | PEREMPUAN | JUMLAH |
| MELAYU | 341 | 349 | 690 |
| JATIWANGI | 441 | 433 | 874 |
| JATIBARU | 312 | 319 | 631 |
| KOLO | 407 | 397 | 804 |
| JATIBARU TIMUR | 221 | 256 | 477 |
| ULE | 319 | 355 | 674 |
| ASAKOTA | 2.041 | 2.109 | 4.150 |

3.6.d. Penduduk Kecamatan Raba Berdasarkan Kelompok Usia Perguruan Tinggi (19–25 Tahun)

| KELURAHAN | USIA PERGURUAN TINGGI (19–25 TAHUN) | | |
|-------------------|-------------------------------------|--------------|--------------|
| | LAKI-LAKI | PEREMPUAN | JUMLAH |
| PENARAGA | 322 | 282 | 604 |
| RONTU | 179 | 198 | 377 |
| PENANAE | 244 | 230 | 474 |
| KENDO | 67 | 87 | 154 |
| NTOBO | 204 | 242 | 446 |
| NITU | 103 | 103 | 206 |
| RABANGODU SELATAN | 208 | 233 | 441 |
| RABADOMPU TIMUR | 180 | 194 | 374 |
| RITE | 138 | 154 | 292 |
| RABADOMPU BARAT | 247 | 290 | 537 |
| RABANGODU UTARA | 271 | 252 | 523 |
| RABA | 2.163 | 2.265 | 4.428 |

3.6.e. Penduduk Kecamatan Mpunda Berdasarkan Kelompok Usia Perguruan Tinggi (19–25 Tahun)

| KELURAHAN | USIA PERGURUAN TINGGI (19–25 TAHUN) | | |
|---------------|-------------------------------------|--------------|--------------|
| | LAKI-LAKI | PEREMPUAN | JUMLAH |
| MONGGONAO | 225 | 212 | 437 |
| SADIA | 216 | 243 | 459 |
| SANTI | 141 | 157 | 298 |
| SAMBINAE | 169 | 165 | 334 |
| PENATOI | 263 | 256 | 519 |
| LEWIRATO | 121 | 86 | 207 |
| MANDE | 143 | 159 | 302 |
| PANGGI | 163 | 162 | 325 |
| MANGGEMACI | 214 | 219 | 433 |
| MATAKANDO | 143 | 170 | 313 |
| MPUNDA | 1.798 | 1.829 | 3.627 |

4. BIDANG SOSIAL DAN KESEHATAN

4.1. Penduduk Kota Bima Berdasarkan Agama Yang Dianut

| KECAMATAN | ISLAM | | | KRISTEN | | | KATHOLIK | | | HINDU | | | BUDHA | | | KONGHUCU | | | KEPERCAYAAN | | |
|------------------|---------------|---------------|----------------|------------|------------|--------------|------------|------------|------------|-----------|-----------|------------|-----------|-----------|-----------|----------|----------|----------|-------------|----------|----------|
| | LK | PR | TOTAL | LK | PR | TOTAL | LK | PR | TOTAL | LK | PR | TOTAL | LK | PR | TOTAL | LK | PR | TOTAL | LK | PR | TOTAL |
| RASANAЕ BARAT | 14.294 | 14.692 | 28.986 | 350 | 334 | 684 | 224 | 225 | 449 | 16 | 12 | 28 | 10 | 9 | 19 | 0 | 0 | 0 | 0 | 0 | 0 |
| RASANAЕ TIMUR | 9.602 | 9.847 | 19.449 | 4 | 5 | 9 | 3 | 0 | 3 | 0 | 0 | 0 | 0 | 0 | 0 | 0 | 0 | 0 | 0 | 0 | 0 |
| ASAKOTA | 17.850 | 17.713 | 35.563 | 113 | 108 | 221 | 52 | 60 | 112 | 29 | 23 | 52 | 2 | 1 | 3 | 0 | 0 | 0 | 0 | 0 | 0 |
| RABA | 19.582 | 20.102 | 39.684 | 84 | 85 | 169 | 51 | 50 | 101 | 35 | 32 | 67 | 0 | 0 | 0 | 0 | 0 | 0 | 0 | 0 | 0 |
| MPUNDA | 16.510 | 16.853 | 33.363 | 60 | 66 | 126 | 49 | 41 | 90 | 12 | 6 | 18 | 0 | 1 | 1 | 0 | 0 | 0 | 0 | 0 | 0 |
| KOTA BIMA | 77.838 | 79.207 | 157.045 | 611 | 598 | 1.209 | 379 | 376 | 755 | 92 | 73 | 165 | 12 | 11 | 23 | 0 | 0 | 0 | 0 | 0 | 0 |

4.1.a. Penduduk Kecamatan Rasanae Barat Berdasarkan Agama Yang Dianut

| KELURAHAN | ISLAM | | | KRISTEN | | | KATHOLIK | | | HINDU | | | BUDHA | | | KONGHUCU | | | KEPERCAYAAN | | |
|----------------------|---------------|---------------|---------------|------------|------------|------------|------------|------------|------------|-----------|-----------|-----------|-----------|----------|-----------|----------|----------|----------|-------------|----------|----------|
| | LK | PR | TOTAL | LK | PR | TOTAL | LK | PR | TOTAL | LK | PR | TOTAL | LK | PR | TOTAL | LK | PR | TOTAL | LK | PR | TOTAL |
| PARUGA | 2.425 | 2.513 | 4.938 | 68 | 68 | 136 | 54 | 57 | 111 | 5 | 2 | 7 | 3 | 5 | 8 | 0 | 0 | 0 | 0 | 0 | 0 |
| NAE | 2.051 | 2.190 | 4.241 | 11 | 6 | 17 | 4 | 5 | 9 | 0 | 0 | 0 | 0 | 0 | 0 | 0 | 0 | 0 | 0 | 0 | 0 |
| SARAE | 2.418 | 2.407 | 4.825 | 78 | 81 | 159 | 14 | 15 | 29 | 2 | 1 | 3 | 1 | 1 | 2 | 0 | 0 | 0 | 0 | 0 | 0 |
| TANJUNG | 2.947 | 3.016 | 5.963 | 90 | 79 | 169 | 67 | 58 | 125 | 7 | 6 | 13 | 0 | 0 | 0 | 0 | 0 | 0 | 0 | 0 | 0 |
| PANE | 1.274 | 1.372 | 2.646 | 12 | 14 | 26 | 1 | 1 | 2 | 1 | 1 | 2 | 0 | 0 | 0 | 0 | 0 | 0 | 0 | 0 | 0 |
| DARA | 3.179 | 3.194 | 6.373 | 91 | 86 | 177 | 84 | 89 | 173 | 1 | 2 | 3 | 6 | 3 | 9 | 0 | 0 | 0 | 0 | 0 | 0 |
| RASANAЕ BARAT | 14.294 | 14.692 | 28.986 | 350 | 334 | 684 | 224 | 225 | 449 | 16 | 12 | 28 | 10 | 9 | 19 | 0 | 0 | 0 | 0 | 0 | 0 |

4.1.b. Penduduk Kecamatan Rasanae Timur Berdasarkan Agama Yang Dianut

| KELURAHAN | ISLAM | | | KRISTEN | | | KATHOLIK | | | HINDU | | | BUDHA | | | KONGHUCU | | | KEPERCAYAAN | | |
|-----------------------|--------------|--------------|---------------|----------|----------|----------|----------|----------|----------|----------|----------|----------|----------|----------|----------|----------|----------|----------|-------------|----------|----------|
| | LK | PR | TOTAL | LK | PR | TOTAL | LK | PR | TOTAL | LK | PR | TOTAL | LK | PR | TOTAL | LK | PR | TOTAL | LK | PR | TOTAL |
| KUMBE | 1.912 | 1.958 | 3.870 | 0 | 0 | 0 | 0 | 0 | 0 | 0 | 0 | 0 | 0 | 0 | 0 | 0 | 0 | 0 | 0 | 0 | 0 |
| LAMPE | 778 | 827 | 1.605 | 0 | 0 | 0 | 0 | 0 | 0 | 0 | 0 | 0 | 0 | 0 | 0 | 0 | 0 | 0 | 0 | 0 | 0 |
| DODU | 1.605 | 1.635 | 3.240 | 0 | 0 | 0 | 0 | 0 | 0 | 0 | 0 | 0 | 0 | 0 | 0 | 0 | 0 | 0 | 0 | 0 | 0 |
| NUNGA | 1.227 | 1.222 | 2.449 | 4 | 5 | 9 | 0 | 0 | 0 | 0 | 0 | 0 | 0 | 0 | 0 | 0 | 0 | 0 | 0 | 0 | 0 |
| KODO | 1.077 | 1.145 | 2.222 | 0 | 0 | 0 | 0 | 0 | 0 | 0 | 0 | 0 | 0 | 0 | 0 | 0 | 0 | 0 | 0 | 0 | 0 |
| OI FO'O | 1.096 | 1.096 | 2.192 | 0 | 0 | 0 | 3 | 0 | 3 | 0 | 0 | 0 | 0 | 0 | 0 | 0 | 0 | 0 | 0 | 0 | 0 |
| LELAMASE | 998 | 1.036 | 2.034 | 0 | 0 | 0 | 0 | 0 | 0 | 0 | 0 | 0 | 0 | 0 | 0 | 0 | 0 | 0 | 0 | 0 | 0 |
| OIMBO | 909 | 928 | 1.837 | 0 | 0 | 0 | 0 | 0 | 0 | 0 | 0 | 0 | 0 | 0 | 0 | 0 | 0 | 0 | 0 | 0 | 0 |
| RASANA E TIMUR | 9.602 | 9.847 | 19.449 | 4 | 5 | 9 | 3 | 0 | 3 | 0 | 0 | 0 | 0 | 0 | 0 | 0 | 0 | 0 | 0 | 0 | 0 |

4.1.c. Penduduk Kecamatan Asakota Berdasarkan Agama Yang Dianut

| KELURAHAN | ISLAM | | | KRISTEN | | | KATHOLIK | | | HINDU | | | BUDHA | | | KONGHUCU | | | KEPERCAYAAN | | |
|----------------|-------|-------|-------|---------|----|-------|----------|----|-------|-------|----|-------|-------|----|-------|----------|----|-------|-------------|----|-------|
| | LK | PR | TOTAL | LK | PR | TOTAL | LK | PR | TOTAL | LK | PR | TOTAL | LK | PR | TOTAL | LK | PR | TOTAL | LK | PR | TOTAL |
| MELAYU | 2.774 | 2.830 | 5.604 | 55 | 52 | 107 | 32 | 34 | 66 | 0 | 0 | 0 | 2 | 1 | 3 | 0 | 0 | 0 | 0 | 0 | 0 |
| JATIWANGI | 3.722 | 3.695 | 7.417 | 55 | 53 | 108 | 10 | 14 | 24 | 22 | 16 | 38 | 0 | 0 | 0 | 0 | 0 | 0 | 0 | 0 | 0 |
| JATIBARU | 3.061 | 2.972 | 6.033 | 0 | 0 | 0 | 0 | 0 | 0 | 0 | 0 | 0 | 0 | 0 | 0 | 0 | 0 | 0 | 0 | 0 | 0 |
| KOLO | 3.020 | 2.950 | 5.970 | 0 | 0 | 0 | 0 | 0 | 0 | 0 | 0 | 0 | 0 | 0 | 0 | 0 | 0 | 0 | 0 | 0 | 0 |
| JATIBARU TIMUR | 2.016 | 2.067 | 4.083 | 0 | 0 | 0 | 0 | 1 | 1 | 0 | 0 | 0 | 0 | 0 | 0 | 0 | 0 | 0 | 0 | 0 | 0 |

| | | | | | | | | | | | | | | | | | | | | | |
|----------------|---------------|---------------|---------------|------------|------------|------------|-----------|-----------|------------|-----------|-----------|-----------|----------|----------|----------|----------|----------|----------|----------|----------|---|
| ULE | 3.257 | 3.199 | 6.456 | 3 | 3 | 6 | 10 | 11 | 21 | 7 | 7 | 14 | 0 | 0 | 0 | 0 | 0 | 0 | 0 | 0 | 0 |
| ASAKOTA | 17.850 | 17.713 | 35.563 | 113 | 108 | 221 | 52 | 60 | 112 | 29 | 23 | 52 | 2 | 1 | 3 | 0 | 0 | 0 | 0 | 0 | |

4.1.d. Penduduk Kecamatan Raba Berdasarkan Agama Yang Dianut

| KELURAHAN | ISLAM | | | KRISTEN | | | KATHOLIK | | | HINDU | | | BUDHA | | | KONGHUCU | | | KEPERCAYAAN | | |
|-------------------|---------------|---------------|---------------|-----------|-----------|------------|-----------|-----------|------------|-----------|-----------|-----------|----------|----------|----------|----------|----------|----------|-------------|----------|----------|
| | LK | PR | TOTAL | LK | PR | TOTAL | LK | PR | TOTAL | LK | PR | TOTAL | LK | PR | TOTAL | LK | PR | TOTAL | LK | PR | TOTAL |
| PENARAGA | 2.540 | 2.639 | 5.179 | 8 | 3 | 11 | 1 | 1 | 2 | 0 | 0 | 0 | 0 | 0 | 0 | 0 | 0 | 0 | 0 | 0 | 0 |
| RONTU | 1.635 | 1.658 | 3.293 | 1 | 4 | 5 | 0 | 0 | 0 | 0 | 0 | 0 | 0 | 0 | 0 | 0 | 0 | 0 | 0 | 0 | 0 |
| PENANAE | 2.093 | 2.090 | 4.183 | 0 | 0 | 0 | 2 | 2 | 4 | 0 | 0 | 0 | 0 | 0 | 0 | 0 | 0 | 0 | 0 | 0 | 0 |
| KENDO | 767 | 787 | 1.554 | 0 | 0 | 0 | 0 | 0 | 0 | 0 | 0 | 0 | 0 | 0 | 0 | 0 | 0 | 0 | 0 | 0 | 0 |
| NTOBO | 1.925 | 1.971 | 3.896 | 0 | 0 | 0 | 0 | 0 | 0 | 0 | 0 | 0 | 0 | 0 | 0 | 0 | 0 | 0 | 0 | 0 | 0 |
| NITU | 766 | 780 | 1.546 | 0 | 0 | 0 | 0 | 0 | 0 | 0 | 0 | 0 | 0 | 0 | 0 | 0 | 0 | 0 | 0 | 0 | 0 |
| RABANGODU SELATAN | 1.907 | 1.965 | 3.872 | 32 | 29 | 61 | 32 | 27 | 59 | 26 | 25 | 51 | 0 | 0 | 0 | 0 | 0 | 0 | 0 | 0 | 0 |
| RABADOMPU TIMUR | 1.857 | 1.944 | 3.801 | 1 | 0 | 1 | 0 | 0 | 0 | 0 | 0 | 0 | 0 | 0 | 0 | 0 | 0 | 0 | 0 | 0 | 0 |
| RITE | 1.226 | 1.184 | 2.410 | 0 | 0 | 0 | 0 | 0 | 0 | 0 | 0 | 0 | 0 | 0 | 0 | 0 | 0 | 0 | 0 | 0 | 0 |
| RABADOMPU BARAT | 2.474 | 2.632 | 5.106 | 28 | 33 | 61 | 15 | 19 | 34 | 7 | 6 | 13 | 0 | 0 | 0 | 0 | 0 | 0 | 0 | 0 | 0 |
| RABANGODU UTARA | 2.392 | 2.452 | 4.844 | 14 | 16 | 30 | 1 | 1 | 2 | 2 | 1 | 3 | 0 | 0 | 0 | 0 | 0 | 0 | 0 | 0 | 0 |
| RABA | 19.582 | 20.102 | 39.684 | 84 | 85 | 169 | 51 | 50 | 101 | 35 | 32 | 67 | 0 | 0 | 0 | 0 | 0 | 0 | 0 | 0 | 0 |

4.1.e. Penduduk Kecamatan Mpunda Berdasarkan Agama Yang Dianut

| KELURAHAN | ISLAM | | | KRISTEN | | | KATHOLIK | | | HINDU | | | BUDHA | | | KONGHUCU | | | KEPERCAYAAN | | |
|-----------|-------|-------|-------|---------|----|-------|----------|----|-------|-------|----|-------|-------|----|-------|----------|----|-------|-------------|----|-------|
| | LK | PR | TOTAL | LK | PR | TOTAL | LK | PR | TOTAL | LK | PR | TOTAL | LK | PR | TOTAL | LK | PR | TOTAL | LK | PR | TOTAL |
| MONGGONAO | 2.005 | 2.006 | 4.011 | 19 | 22 | 41 | 1 | 1 | 2 | 3 | 3 | 6 | 0 | 0 | 0 | 0 | 0 | 0 | 0 | 0 | 0 |

| | | | | | | | | | | | | | | | | | | | | | |
|---------------|---------------|---------------|---------------|-----------|-----------|------------|-----------|-----------|-----------|-----------|----------|-----------|----------|----------|----------|----------|----------|----------|----------|----------|----------|
| SADIA | 1.820 | 1.852 | 3.672 | 5 | 4 | 9 | 22 | 21 | 43 | 0 | 0 | 0 | 0 | 0 | 0 | 0 | 0 | 0 | 0 | 0 | 0 |
| SANTI | 1.349 | 1.398 | 2.747 | 0 | 0 | 0 | 0 | 0 | 0 | 3 | 1 | 4 | 0 | 0 | 0 | 0 | 0 | 0 | 0 | 0 | 0 |
| SAMBINAE | 1.762 | 1.787 | 3.549 | 3 | 2 | 5 | 10 | 4 | 14 | 0 | 0 | 0 | 0 | 1 | 1 | 0 | 0 | 0 | 0 | 0 | 0 |
| PENATOI | 2.329 | 2.476 | 4.805 | 3 | 7 | 10 | 1 | 3 | 4 | 1 | 0 | 1 | 0 | 0 | 0 | 0 | 0 | 0 | 0 | 0 | 0 |
| LEWIRATO | 989 | 983 | 1.972 | 2 | 0 | 2 | 6 | 4 | 10 | 5 | 2 | 7 | 0 | 0 | 0 | 0 | 0 | 0 | 0 | 0 | 0 |
| MANDE | 1.374 | 1.478 | 2.852 | 13 | 15 | 28 | 2 | 2 | 4 | 0 | 0 | 0 | 0 | 0 | 0 | 0 | 0 | 0 | 0 | 0 | 0 |
| PANGGI | 1.363 | 1.358 | 2.721 | 10 | 11 | 21 | 4 | 2 | 6 | 0 | 0 | 0 | 0 | 0 | 0 | 0 | 0 | 0 | 0 | 0 | 0 |
| MANGGEMACI | 2.023 | 2.054 | 4.077 | 3 | 3 | 6 | 2 | 2 | 4 | 0 | 0 | 0 | 0 | 0 | 0 | 0 | 0 | 0 | 0 | 0 | 0 |
| MATAKANDO | 1.496 | 1.461 | 2.957 | 2 | 2 | 4 | 1 | 2 | 3 | 0 | 0 | 0 | 0 | 0 | 0 | 0 | 0 | 0 | 0 | 0 | 0 |
| MPUNDA | 16.510 | 16.853 | 33.363 | 60 | 66 | 126 | 49 | 41 | 90 | 12 | 6 | 18 | 0 | 1 | 1 | 0 | 0 | 0 | 0 | 0 | 0 |

4.2. Penduduk Kota Bima berdasarkan Rasio Anak dan Perempuan

| KECAMATAN | PEREMPUAN (15-45 THN) | ANAK (0-4 THN) | CWR | KETERANGAN |
|------------------|-----------------------|----------------|--------------|--|
| RASANA BARAT | 7.452 | 1.947 | 26,13 | Dalam 100 PR usia produktif ada 26 anak |
| RASANA TIMUR | 4.795 | 1.520 | 31,70 | Dalam 100 PR usia produktif ada 32 anak |
| ASAKOTA | 9.057 | 2.816 | 31,09 | Dalam 100 PR usia produktif ada 31 anak |
| RABA | 9.597 | 2.889 | 30,10 | Dalam 100 PR usia produktif ada 30 anak |
| MPUNDA | 8.344 | 2.341 | 28,06 | Dalam 100 PR usia produktif ada 28 anak |
| KOTA BIMA | 39.245 | 11.513 | 29,34 | Dalam 100 PR usia produktif ada 29 anak |

4.2.a. Penduduk Kecamatan Rasanæ Barat berdasarkan Rasio Anak dan Perempuan

| KELURAHAN | PEREMPUAN (15-45 THN) | ANAK (0-4 THN) | CWR | KETERANGAN |
|----------------------|-----------------------|----------------|--------------|--|
| PARUGA | 1.243 | 319 | 25,66 | Dalam 100 PR usia produktif ada 26 anak |
| NAE | 1.062 | 263 | 24,76 | Dalam 100 PR usia produktif ada 25 anak |
| SARAE | 1.237 | 323 | 26,11 | Dalam 100 PR usia produktif ada 26 anak |
| TANJUNG | 1.557 | 406 | 26,08 | Dalam 100 PR usia produktif ada 26 anak |
| PANE | 645 | 162 | 25,12 | Dalam 100 PR usia produktif ada 25 anak |
| DARA | 1.708 | 474 | 27,75 | Dalam 100 PR usia produktif ada 28 anak |
| RASANAÆ BARAT | 7.452 | 1.947 | 26,13 | Dalam 100 PR usia produktif ada 26 anak |

4.2.b. Penduduk Kecamatan Rasanæ Timur berdasarkan Rasio Anak dan Perempuan

| KELURAHAN | PEREMPUAN (15-45 THN) | ANAK (0-4 THN) | CWR | KETERANGAN |
|----------------------|-----------------------|----------------|--------------|--|
| KUMBE | 939 | 279 | 29,71 | Dalam 100 PR usia produktif ada 30 anak |
| LAMPE | 409 | 137 | 33,50 | Dalam 100 PR usia produktif ada 33 anak |
| DODU | 777 | 240 | 30,89 | Dalam 100 PR usia produktif ada 31 anak |
| NUNGA | 616 | 201 | 32,63 | Dalam 100 PR usia produktif ada 33 anak |
| KODO | 512 | 150 | 29,30 | Dalam 100 PR usia produktif ada 29 anak |
| OI FO'O | 555 | 213 | 38,38 | Dalam 100 PR usia produktif ada 38 anak |
| LELAMASE | 529 | 165 | 31,19 | Dalam 100 PR usia produktif ada 31 anak |
| OIMBO | 458 | 135 | 29,48 | Dalam 100 PR usia produktif ada 29 anak |
| RASANAÆ TIMUR | 4.795 | 1.520 | 31,70 | Dalam 100 PR usia produktif ada 32 anak |

4.2.c. Penduduk Kecamatan Asakota berdasarkan Rasio Anak dan Perempuan

| KELURAHAN | PEREMPUAN (15-45 THN) | ANAK (0-4 THN) | CWR | KETERANGAN |
|----------------|-----------------------|----------------|--------------|--|
| MELAYU | 1.424 | 421 | 29,56 | Dalam 100 PR usia produktif ada 30 anak |
| JATIWANGI | 1.876 | 552 | 29,42 | Dalam 100 PR usia produktif ada 29 anak |
| JATIBARU | 1.553 | 494 | 31,81 | Dalam 100 PR usia produktif ada 32 anak |
| KOLO | 1.519 | 518 | 34,10 | Dalam 100 PR usia produktif ada 34 anak |
| JATIBARU TIMUR | 1.040 | 280 | 26,92 | Dalam 100 PR usia produktif ada 27 anak |
| ULE | 1.645 | 551 | 33,50 | Dalam 100 PR usia produktif ada 33 anak |
| ASAKOTA | 9.057 | 2.816 | 31,09 | Dalam 100 PR usia produktif ada 31 anak |

4.2.d. Penduduk Kecamatan Raba berdasarkan Rasio Anak dan Perempuan

| KELURAHAN | PEREMPUAN (15-45 THN) | ANAK (0-4 THN) | CWR | KETERANGAN |
|-------------------|-----------------------|----------------|-------|---|
| PENARAGA | 1.230 | 369 | 30,00 | Dalam 100 PR usia produktif ada 30 anak |
| RONTU | 781 | 258 | 33,03 | Dalam 100 PR usia produktif ada 33 anak |
| PENANAE | 984 | 316 | 32,11 | Dalam 100 PR usia produktif ada 32 anak |
| KENDO | 357 | 126 | 35,29 | Dalam 100 PR usia produktif ada 35 anak |
| NTOBO | 947 | 338 | 35,69 | Dalam 100 PR usia produktif ada 36 anak |
| NITU | 398 | 106 | 26,63 | Dalam 100 PR usia produktif ada 27 anak |
| RABANGODU SELATAN | 968 | 275 | 28,41 | Dalam 100 PR usia produktif ada 28 anak |
| RABADOMPU TIMUR | 893 | 251 | 28,11 | Dalam 100 PR usia produktif ada 28 anak |
| RITE | 603 | 188 | 31,18 | Dalam 100 PR usia produktif ada 31 anak |
| RABADOMPU BARAT | 1.290 | 383 | 29,69 | Dalam 100 PR usia produktif ada 30 anak |

| | | | | |
|-----------------|--------------|--------------|--------------|--|
| RABANGODU UTARA | 1.146 | 279 | 24,35 | Dalam 100 PR usia produktif ada 24 anak |
| RABA | 9.597 | 2.889 | 30,10 | Dalam 100 PR usia produktif ada 30 anak |

4.2.e. Penduduk Kecamatan Mpunda berdasarkan Rasio Anak dan Perempuan

| KELURAHAN | PEREMPUAN (15-45 THN) | ANAK (0-4 THN) | CWR | KETERANGAN |
|---------------|-----------------------|----------------|--------------|--|
| MONGGONAO | 987 | 291 | 29,48 | Dalam 100 PR usia produktif ada 29 anak |
| SADIA | 936 | 223 | 23,82 | Dalam 100 PR usia produktif ada 24 anak |
| SANTI | 676 | 198 | 29,29 | Dalam 100 PR usia produktif ada 29 anak |
| SAMBINAE | 886 | 269 | 30,36 | Dalam 100 PR usia produktif ada 30 anak |
| PENATOI | 1.189 | 337 | 28,34 | Dalam 100 PR usia produktif ada 28 anak |
| LEWIRATO | 473 | 130 | 27,48 | Dalam 100 PR usia produktif ada 27 anak |
| MANDE | 742 | 203 | 27,36 | Dalam 100 PR usia produktif ada 27 anak |
| PANGGI | 674 | 164 | 24,33 | Dalam 100 PR usia produktif ada 24 anak |
| MANGGEMACI | 1.018 | 300 | 29,47 | Dalam 100 PR usia produktif ada 29 anak |
| MATAKANDO | 763 | 226 | 29,62 | Dalam 100 PR usia produktif ada 30 anak |
| MPUNDA | 8.344 | 2.341 | 28,06 | Dalam 100 PR usia produktif ada 28 anak |

4.3. Penduduk Kota Bima Berdasarkan Golongan Darah

| KECAMATAN | GOLONGAN DARAH | | | | | | | | | | | | | JUMLAH |
|--------------|----------------|-------|-----|-------|-----|-----|-----|-----|------|------|-----|-----|------------|--------|
| | A | B | AB | O | A + | A - | B + | B - | AB + | AB - | O + | O - | TIDAK TAHU | |
| RASANA BARAT | 1.166 | 1.891 | 576 | 2.783 | 10 | 10 | 12 | 8 | 10 | 12 | 7 | 54 | 23.627 | 30.166 |
| RASANA TIMUR | 703 | 685 | 245 | 903 | 15 | 2 | 4 | 10 | 8 | 7 | 10 | 50 | 16.819 | 19.461 |

| | | | | | | | | | | | | | | |
|------------------|--------------|---------------|--------------|---------------|------------|-----------|-----------|-----------|-----------|-----------|-----------|------------|----------------|----------------|
| ASAKOTA | 915 | 1.622 | 437 | 1.996 | 6 | 2 | 9 | 7 | 9 | 12 | 22 | 98 | 30.816 | 35.951 |
| RABA | 1.652 | 3.137 | 800 | 3.777 | 28 | 3 | 24 | 10 | 20 | 8 | 18 | 47 | 30.497 | 40.021 |
| MPUNDA | 1.543 | 2.923 | 758 | 3.428 | 52 | 10 | 6 | 9 | 14 | 4 | 10 | 48 | 24.793 | 33.598 |
| KOTA BIMA | 5.979 | 10.258 | 2.816 | 12.887 | 111 | 27 | 55 | 44 | 61 | 43 | 67 | 297 | 126.552 | 159.197 |

4.3.a. Penduduk Laki-laki Kota Bima Berdasarkan Golongan Darah

| KECAMATAN | GOLONGAN DARAH | | | | | | | | | | | | | | JUMLAH |
|------------------|----------------|--------------|--------------|--------------|-----------|-----------|-----------|-----------|-----------|-----------|-----------|------------|---------------|---------------|--------|
| | A | B | AB | O | A + | A - | B + | B - | AB + | AB - | O + | O - | TIDAK TAHU | | |
| RASANA BARAT | 580 | 891 | 291 | 1.415 | 4 | 6 | 5 | 2 | 3 | 6 | 4 | 26 | 11.661 | 14.894 | |
| RASANA TIMUR | 357 | 358 | 119 | 471 | 7 | 2 | 2 | 4 | 3 | 2 | 5 | 20 | 8.259 | 9.609 | |
| ASAKOTA | 441 | 785 | 211 | 1.060 | 3 | 2 | 6 | 3 | 6 | 4 | 8 | 45 | 15.472 | 18.046 | |
| RABA | 860 | 1.494 | 392 | 1.872 | 16 | 1 | 9 | 3 | 10 | 5 | 9 | 21 | 15.060 | 19.752 | |
| MPUNDA | 776 | 1.431 | 397 | 1.691 | 29 | 5 | 3 | 6 | 7 | 2 | 2 | 22 | 12.260 | 16.631 | |
| KOTA BIMA | 3.014 | 4.959 | 1.410 | 6.509 | 59 | 16 | 25 | 18 | 29 | 19 | 28 | 134 | 62.712 | 78.932 | |

4.3.b. Penduduk Perempuan Kota Bima Berdasarkan Golongan Darah

| KECAMATAN | GOLONGAN DARAH | | | | | | | | | | | | | | JUMLAH |
|--------------|----------------|-------|-----|-------|-----|-----|-----|-----|------|------|-----|-----|------------|--------|--------|
| | A | B | AB | O | A + | A - | B + | B - | AB + | AB - | O + | O - | TIDAK TAHU | | |
| RASANA BARAT | 586 | 1.000 | 285 | 1.368 | 6 | 4 | 7 | 6 | 7 | 6 | 3 | 28 | 11.966 | 15.272 | |
| RASANA TIMUR | 346 | 327 | 126 | 432 | 8 | 0 | 2 | 6 | 5 | 5 | 5 | 30 | 8.560 | 9.852 | |
| ASAKOTA | 474 | 837 | 226 | 936 | 3 | 0 | 3 | 4 | 3 | 8 | 14 | 53 | 15.344 | 17.905 | |
| RABA | 792 | 1.643 | 408 | 1.905 | 12 | 2 | 15 | 7 | 10 | 3 | 9 | 26 | 15.437 | 20.269 | |

| | | | | | | | | | | | | | | |
|------------------|--------------|--------------|--------------|--------------|-----------|-----------|-----------|-----------|-----------|-----------|-----------|------------|---------------|---------------|
| MPUNDA | 767 | 1.492 | 361 | 1.737 | 23 | 5 | 3 | 3 | 7 | 2 | 8 | 26 | 12.533 | 16.967 |
| KOTA BIMA | 2.965 | 5.299 | 1.406 | 6.378 | 52 | 11 | 30 | 26 | 32 | 24 | 39 | 163 | 63.840 | 80.265 |

4.3.1. Penduduk Kecamatan Rasanae Barat Berdasarkan Golongan Darah

| KELURAHAN | GOLONGAN DARAH | | | | | | | | | | | | | JUMLAH |
|----------------------|----------------|--------------|------------|--------------|-----------|-----------|-----------|----------|-----------|-----------|----------|-----------|---------------|---------------|
| | A | B | AB | O | A + | A - | B + | B - | AB + | AB - | O + | O - | TIDAK TAHU | |
| PARUGA | 191 | 349 | 118 | 453 | 1 | 2 | 1 | 3 | 3 | 1 | 2 | 4 | 4.072 | 5.200 |
| NAE | 197 | 330 | 98 | 516 | 0 | 2 | 1 | 4 | 3 | 3 | 1 | 6 | 3.106 | 4.267 |
| SARAE | 226 | 338 | 105 | 503 | 7 | 3 | 3 | 0 | 1 | 3 | 0 | 18 | 3.811 | 5.018 |
| TANJUNG | 163 | 262 | 70 | 449 | 0 | 1 | 1 | 0 | 2 | 1 | 1 | 12 | 5.308 | 6.270 |
| PANE | 152 | 273 | 79 | 369 | 2 | 2 | 0 | 1 | 0 | 2 | 1 | 5 | 1.790 | 2.676 |
| DARA | 237 | 339 | 106 | 493 | 0 | 0 | 6 | 0 | 1 | 2 | 2 | 9 | 5.540 | 6.735 |
| RASANAЕ BARAT | 1.166 | 1.891 | 576 | 2.783 | 10 | 10 | 12 | 8 | 10 | 12 | 7 | 54 | 23.627 | 30.166 |

4.3.1.a. Penduduk Laki-laki Kecamatan Rasanae Barat Berdasarkan Golongan Darah

| KELURAHAN | GOLONGAN DARAH | | | | | | | | | | | | | JUMLAH |
|-----------|----------------|-----|----|-----|-----|-----|-----|-----|------|------|-----|-----|------------|--------|
| | A | B | AB | O | A + | A - | B + | B - | AB + | AB - | O + | O - | TIDAK TAHU | |
| PARUGA | 91 | 172 | 58 | 239 | 1 | 1 | 1 | 0 | 1 | 0 | 1 | 1 | 1.989 | 2.555 |
| NAE | 114 | 159 | 51 | 245 | 0 | 1 | 0 | 2 | 2 | 2 | 1 | 4 | 1.485 | 2.066 |
| SARAE | 104 | 156 | 53 | 264 | 3 | 2 | 1 | 0 | 0 | 1 | 0 | 9 | 1.920 | 2.513 |
| TANJUNG | 81 | 136 | 35 | 232 | 0 | 0 | 1 | 0 | 0 | 0 | 1 | 6 | 2.619 | 3.111 |
| PANE | 69 | 123 | 39 | 179 | 0 | 2 | 0 | 0 | 0 | 1 | 0 | 3 | 872 | 1.288 |

| | | | | | | | | | | | | | | |
|---------------------|------------|------------|------------|--------------|----------|----------|----------|----------|----------|----------|----------|-----------|---------------|---------------|
| DARA | 121 | 145 | 55 | 256 | 0 | 0 | 2 | 0 | 0 | 2 | 1 | 3 | 2.776 | 3.361 |
| RASANA BARAT | 580 | 891 | 291 | 1.415 | 4 | 6 | 5 | 2 | 3 | 6 | 4 | 26 | 11.661 | 14.894 |

4.3.1.b. Penduduk Perempuan Kecamatan Rasanae Barat Berdasarkan Golongan Darah

| KELURAHAN | GOLONGAN DARAH | | | | | | | | | | | | | JUMLAH |
|---------------------|----------------|--------------|------------|--------------|----------|----------|----------|----------|----------|----------|----------|-----------|---------------|---------------|
| | A | B | AB | O | A + | A - | B + | B - | AB + | AB - | O + | O - | TIDAK TAHU | |
| PARUGA | 100 | 177 | 60 | 214 | 0 | 1 | 0 | 3 | 2 | 1 | 1 | 3 | 2.083 | 2.645 |
| NAE | 83 | 171 | 47 | 271 | 0 | 1 | 1 | 2 | 1 | 1 | 0 | 2 | 1.621 | 2.201 |
| SARAE | 122 | 182 | 52 | 239 | 4 | 1 | 2 | 0 | 1 | 2 | 0 | 9 | 1.891 | 2.505 |
| TANJUNG | 82 | 126 | 35 | 217 | 0 | 1 | 0 | 0 | 2 | 1 | 0 | 6 | 2.689 | 3.159 |
| PANE | 83 | 150 | 40 | 190 | 2 | 0 | 0 | 1 | 0 | 1 | 1 | 2 | 918 | 1.388 |
| DARA | 116 | 194 | 51 | 237 | 0 | 0 | 4 | 0 | 1 | 0 | 1 | 6 | 2.764 | 3.374 |
| RASANA BARAT | 586 | 1.000 | 285 | 1.368 | 6 | 4 | 7 | 6 | 7 | 6 | 3 | 28 | 11.966 | 15.272 |

4.3.2. Penduduk Kecamatan Rasanae Timur Berdasarkan Golongan Darah

| KELURAHAN | GOLONGAN DARAH | | | | | | | | | | | | | JUMLAH |
|-----------|----------------|-----|----|-----|-----|-----|-----|-----|------|------|-----|-----|------------|--------|
| | A | B | AB | O | A + | A - | B + | B - | AB + | AB - | O + | O - | TIDAK TAHU | |
| KUMBE | 168 | 142 | 48 | 179 | 1 | 0 | 0 | 0 | 0 | 2 | 4 | 6 | 3.320 | 3.870 |
| LAMPE | 46 | 102 | 42 | 115 | 1 | 0 | 0 | 4 | 2 | 0 | 0 | 4 | 1.289 | 1.605 |
| DODU | 117 | 110 | 44 | 145 | 6 | 1 | 0 | 0 | 0 | 1 | 1 | 9 | 2.806 | 3.240 |
| NUNGA | 82 | 68 | 31 | 67 | 3 | 0 | 3 | 4 | 1 | 0 | 1 | 7 | 2.191 | 2.458 |
| KODO | 96 | 135 | 31 | 203 | 0 | 1 | 0 | 2 | 2 | 2 | 2 | 10 | 1.738 | 2.222 |

| | | | | | | | | | | | | | | |
|-----------------------|------------|------------|------------|------------|-----------|----------|----------|-----------|----------|----------|-----------|-----------|---------------|---------------|
| OI FO'O | 62 | 33 | 13 | 48 | 0 | 0 | 0 | 0 | 0 | 1 | 0 | 6 | 2.032 | 2.195 |
| LELAMASE | 52 | 27 | 8 | 55 | 0 | 0 | 1 | 0 | 1 | 0 | 1 | 3 | 1.886 | 2.034 |
| OIMBO | 80 | 68 | 28 | 91 | 4 | 0 | 0 | 0 | 2 | 1 | 1 | 5 | 1.557 | 1.837 |
| RASANA E TIMUR | 703 | 685 | 245 | 903 | 15 | 2 | 4 | 10 | 8 | 7 | 10 | 50 | 16.819 | 19.461 |

4.3.2.a. Penduduk Laki-laki Kecamatan Rasanae Timur Berdasarkan Golongan Darah

| KELURAHAN | GOLONGAN DARAH | | | | | | | | | | | | | JUMLAH |
|-----------------------|----------------|------------|------------|------------|----------|----------|----------|----------|----------|----------|----------|-----------|--------------|--------------|
| | A | B | AB | O | A + | A - | B + | B - | AB + | AB - | O + | O - | TIDAK TAHU | |
| KUMBE | 78 | 68 | 21 | 97 | 1 | 0 | 0 | 0 | 0 | 0 | 2 | 3 | 1.642 | 1.912 |
| LAMPE | 25 | 57 | 15 | 53 | 0 | 0 | 0 | 1 | 0 | 0 | 0 | 2 | 625 | 778 |
| DODU | 59 | 62 | 21 | 78 | 2 | 1 | 0 | 0 | 0 | 0 | 0 | 2 | 1.380 | 1.605 |
| NUNGGGA | 50 | 37 | 18 | 41 | 1 | 0 | 2 | 2 | 1 | 0 | 1 | 4 | 1.074 | 1.231 |
| KODO | 45 | 73 | 17 | 105 | 0 | 1 | 0 | 1 | 1 | 2 | 1 | 4 | 827 | 1.077 |
| OI FO'O | 35 | 17 | 8 | 28 | 0 | 0 | 0 | 0 | 0 | 0 | 0 | 3 | 1.008 | 1.099 |
| LELAMASE | 25 | 15 | 5 | 28 | 0 | 0 | 0 | 0 | 0 | 0 | 1 | 1 | 923 | 998 |
| OIMBO | 40 | 29 | 14 | 41 | 3 | 0 | 0 | 0 | 1 | 0 | 0 | 1 | 780 | 909 |
| RASANA E TIMUR | 357 | 358 | 119 | 471 | 7 | 2 | 2 | 4 | 3 | 2 | 5 | 20 | 8.259 | 9.609 |

4.3.2.b. Penduduk Perempuan Kecamatan Rasanae Timur Berdasarkan Golongan Darah

| KELURAHAN | GOLONGAN DARAH | | | | | | | | | | | | | JUMLAH |
|-----------|----------------|----|----|----|-----|-----|-----|-----|------|------|-----|-----|------------|--------|
| | A | B | AB | O | A + | A - | B + | B - | AB + | AB - | O + | O - | TIDAK TAHU | |
| KUMBE | 90 | 74 | 27 | 82 | 0 | 0 | 0 | 0 | 0 | 2 | 2 | 3 | 1.678 | 1.958 |

| | | | | | | | | | | | | | | |
|-----------------------|------------|------------|------------|------------|----------|----------|----------|----------|----------|----------|----------|-----------|--------------|--------------|
| LAMPE | 21 | 45 | 27 | 62 | 1 | 0 | 0 | 3 | 2 | 0 | 0 | 2 | 664 | 827 |
| DODU | 58 | 48 | 23 | 67 | 4 | 0 | 0 | 0 | 0 | 1 | 1 | 7 | 1.426 | 1.635 |
| NUNGGGA | 32 | 31 | 13 | 26 | 2 | 0 | 1 | 2 | 0 | 0 | 0 | 3 | 1.117 | 1.227 |
| KODO | 51 | 62 | 14 | 98 | 0 | 0 | 0 | 1 | 1 | 0 | 1 | 6 | 911 | 1.145 |
| OI FO'O | 27 | 16 | 5 | 20 | 0 | 0 | 0 | 0 | 0 | 1 | 0 | 3 | 1.024 | 1.096 |
| LELAMASE | 27 | 12 | 3 | 27 | 0 | 0 | 1 | 0 | 1 | 0 | 0 | 2 | 963 | 1.036 |
| OIMBO | 40 | 39 | 14 | 50 | 1 | 0 | 0 | 0 | 1 | 1 | 1 | 4 | 777 | 928 |
| RASANA E TIMUR | 346 | 327 | 126 | 432 | 8 | 0 | 2 | 6 | 5 | 5 | 5 | 30 | 8.560 | 9.852 |

4.3.3. Penduduk Kecamatan Asakota Berdasarkan Golongan Darah

| KELURAHAN | GOLONGAN DARAH | | | | | | | | | | | | | JUMLAH |
|----------------|----------------|--------------|------------|--------------|----------|----------|----------|----------|----------|-----------|-----------|-----------|---------------|---------------|
| | A | B | AB | O | A + | A - | B + | B - | AB + | AB - | O + | O - | TIDAK TAHU | |
| MELAYU | 161 | 270 | 78 | 493 | 0 | 1 | 1 | 4 | 1 | 3 | 2 | 15 | 4.751 | 5.780 |
| JATIWANGI | 324 | 575 | 145 | 693 | 4 | 0 | 2 | 2 | 5 | 2 | 4 | 10 | 5.821 | 7.587 |
| JATIBARU | 101 | 278 | 44 | 176 | 0 | 1 | 2 | 0 | 1 | 0 | 0 | 9 | 5.421 | 6.033 |
| KOLO | 92 | 93 | 31 | 120 | 0 | 0 | 1 | 0 | 2 | 4 | 4 | 41 | 5.582 | 5.970 |
| JATIBARU TIMUR | 70 | 112 | 34 | 110 | 1 | 0 | 3 | 0 | 0 | 0 | 1 | 8 | 3.745 | 4.084 |
| ULE | 167 | 294 | 105 | 404 | 1 | 0 | 0 | 1 | 0 | 3 | 11 | 15 | 5.496 | 6.497 |
| ASAKOTA | 915 | 1.622 | 437 | 1.996 | 6 | 2 | 9 | 7 | 9 | 12 | 22 | 98 | 30.816 | 35.951 |

4.3.3.a. Penduduk Laki-laki Kecamatan Asakota Berdasarkan Golongan Darah

| KELURAHAN | GOLONGAN DARAH | | | | | | | | | | | | | JUMLAH |
|----------------|----------------|------------|------------|--------------|----------|----------|----------|----------|----------|----------|----------|-----------|---------------|---------------|
| | A | B | AB | O | A + | A - | B + | B - | AB + | AB - | O + | O - | TIDAK TAHU | |
| MELAYU | 68 | 130 | 40 | 265 | 0 | 1 | 1 | 2 | 0 | 2 | 0 | 7 | 2.347 | 2.863 |
| JATIWANGI | 152 | 275 | 73 | 375 | 2 | 0 | 1 | 1 | 4 | 0 | 2 | 7 | 2.917 | 3.809 |
| JATIBARU | 48 | 132 | 21 | 93 | 0 | 1 | 1 | 0 | 0 | 0 | 0 | 5 | 2.760 | 3.061 |
| KOLO | 42 | 44 | 11 | 63 | 0 | 0 | 1 | 0 | 2 | 2 | 3 | 16 | 2.836 | 3.020 |
| JATIBARU TIMUR | 43 | 62 | 15 | 52 | 1 | 0 | 2 | 0 | 0 | 0 | 1 | 4 | 1.836 | 2.016 |
| ULE | 88 | 142 | 51 | 212 | 0 | 0 | 0 | 0 | 0 | 0 | 2 | 6 | 2.776 | 3.277 |
| ASAKOTA | 441 | 785 | 211 | 1.060 | 3 | 2 | 6 | 3 | 6 | 4 | 8 | 45 | 15.472 | 18.046 |

4.3.3.b. Penduduk Perempuan Kecamatan Asakota Berdasarkan Golongan Darah

| KELURAHAN | GOLONGAN DARAH | | | | | | | | | | | | | JUMLAH |
|----------------|----------------|------------|------------|------------|----------|----------|----------|----------|----------|----------|-----------|-----------|---------------|---------------|
| | A | B | AB | O | A + | A - | B + | B - | AB + | AB - | O + | O - | TIDAK TAHU | |
| MELAYU | 93 | 140 | 38 | 228 | 0 | 0 | 0 | 2 | 1 | 1 | 2 | 8 | 2.404 | 2.917 |
| JATIWANGI | 172 | 300 | 72 | 318 | 2 | 0 | 1 | 1 | 1 | 2 | 2 | 3 | 2.904 | 3.778 |
| JATIBARU | 53 | 146 | 23 | 83 | 0 | 0 | 1 | 0 | 1 | 0 | 0 | 4 | 2.661 | 2.972 |
| KOLO | 50 | 49 | 20 | 57 | 0 | 0 | 0 | 0 | 0 | 2 | 1 | 25 | 2.746 | 2.950 |
| JATIBARU TIMUR | 27 | 50 | 19 | 58 | 0 | 0 | 1 | 0 | 0 | 0 | 0 | 4 | 1.909 | 2.068 |
| ULE | 79 | 152 | 54 | 192 | 1 | 0 | 0 | 1 | 0 | 3 | 9 | 9 | 2.720 | 3.220 |
| ASAKOTA | 474 | 837 | 226 | 936 | 3 | 0 | 3 | 4 | 3 | 8 | 14 | 53 | 15.344 | 17.905 |

4.3.4. Penduduk Kecamatan Raba Berdasarkan Golongan Darah

| KELURAHAN | GOLONGAN DARAH | | | | | | | | | | | | | JUMLAH |
|-------------------|----------------|--------------|------------|--------------|-----------|----------|-----------|-----------|-----------|----------|-----------|-----------|---------------|---------------|
| | A | B | AB | O | A + | A - | B + | B - | AB + | AB - | O + | O - | TIDAK TAHU | |
| PENARAGA | 247 | 467 | 120 | 707 | 2 | 0 | 1 | 1 | 3 | 2 | 4 | 7 | 3.631 | 5.192 |
| RONTU | 139 | 134 | 56 | 279 | 1 | 1 | 2 | 0 | 1 | 1 | 0 | 3 | 2.681 | 3.298 |
| PENANAE | 157 | 251 | 69 | 294 | 9 | 0 | 2 | 1 | 1 | 0 | 3 | 4 | 3.396 | 4.187 |
| KENDO | 63 | 101 | 30 | 67 | 4 | 0 | 3 | 2 | 1 | 1 | 4 | 6 | 1.272 | 1.554 |
| NTOBO | 121 | 179 | 33 | 173 | 0 | 0 | 1 | 0 | 3 | 0 | 0 | 4 | 3.382 | 3.896 |
| NITU | 26 | 28 | 9 | 31 | 3 | 0 | 1 | 0 | 0 | 0 | 0 | 1 | 1.447 | 1.546 |
| RABANGODU SELATAN | 177 | 580 | 122 | 544 | 1 | 0 | 2 | 3 | 5 | 0 | 2 | 4 | 2.603 | 4.043 |
| RABADOMPU TIMUR | 165 | 218 | 54 | 259 | 0 | 0 | 7 | 1 | 1 | 1 | 0 | 5 | 3.091 | 3.802 |
| RITE | 105 | 143 | 55 | 206 | 0 | 1 | 3 | 0 | 1 | 2 | 0 | 1 | 1.893 | 2.410 |
| RABADOMPU BARAT | 221 | 368 | 98 | 505 | 6 | 0 | 1 | 1 | 4 | 0 | 3 | 5 | 4.002 | 5.214 |
| RABANGODU UTARA | 231 | 668 | 154 | 712 | 2 | 1 | 1 | 1 | 0 | 1 | 2 | 7 | 3.099 | 4.879 |
| RABA | 1.652 | 3.137 | 800 | 3.777 | 28 | 3 | 24 | 10 | 20 | 8 | 18 | 47 | 30.497 | 40.021 |

4.3.4.a. Penduduk Laki-laki Kecamatan Raba Berdasarkan Golongan Darah

| KELURAHAN | GOLONGAN DARAH | | | | | | | | | | | | | JUMLAH |
|-----------|----------------|-----|----|-----|-----|-----|-----|-----|------|------|-----|-----|------------|--------|
| | A | B | AB | O | A + | A - | B + | B - | AB + | AB - | O + | O - | TIDAK TAHU | |
| PENARAGA | 135 | 222 | 52 | 357 | 0 | 0 | 0 | 1 | 2 | 0 | 2 | 1 | 1.777 | 2.549 |
| RONTU | 72 | 60 | 33 | 146 | 1 | 0 | 0 | 0 | 0 | 1 | 0 | 1 | 1.322 | 1.636 |
| PENANAE | 91 | 121 | 26 | 151 | 5 | 0 | 2 | 0 | 0 | 0 | 1 | 2 | 1.696 | 2.095 |

| | | | | | | | | | | | | | | |
|-------------------|------------|--------------|------------|--------------|-----------|----------|----------|----------|-----------|----------|----------|-----------|---------------|---------------|
| KENDO | 32 | 53 | 14 | 37 | 1 | 0 | 2 | 0 | 1 | 1 | 3 | 1 | 622 | 767 |
| NTOBO | 66 | 92 | 17 | 80 | 0 | 0 | 0 | 0 | 2 | 0 | 0 | 3 | 1.665 | 1.925 |
| NITU | 14 | 16 | 6 | 20 | 2 | 0 | 0 | 0 | 0 | 0 | 0 | 0 | 708 | 766 |
| RABANGODU SELATAN | 88 | 286 | 61 | 272 | 1 | 0 | 1 | 2 | 2 | 0 | 0 | 1 | 1.283 | 1.997 |
| RABADOMPU TIMUR | 80 | 108 | 23 | 127 | 0 | 0 | 2 | 0 | 0 | 1 | 0 | 4 | 1.513 | 1.858 |
| RITE | 50 | 74 | 31 | 99 | 0 | 1 | 1 | 0 | 1 | 1 | 0 | 0 | 968 | 1.226 |
| RABADOMPU BARAT | 114 | 163 | 54 | 243 | 5 | 0 | 1 | 0 | 2 | 0 | 1 | 3 | 1.938 | 2.524 |
| RABANGODU UTARA | 118 | 299 | 75 | 340 | 1 | 0 | 0 | 0 | 0 | 1 | 2 | 5 | 1.568 | 2.409 |
| RABA | 860 | 1.494 | 392 | 1.872 | 16 | 1 | 9 | 3 | 10 | 5 | 9 | 21 | 15.060 | 19.752 |

4.3.4.b. Penduduk Perempuan Kecamatan Raba Berdasarkan Golongan Darah

| KELURAHAN | GOLONGAN DARAH | | | | | | | | | | | | | JUMLAH |
|-------------------|----------------|-----|----|-----|-----|-----|-----|-----|------|------|-----|-----|------------|--------|
| | A | B | AB | O | A + | A - | B + | B - | AB + | AB - | O + | O - | TIDAK TAHU | |
| PENARAGA | 112 | 245 | 68 | 350 | 2 | 0 | 1 | 0 | 1 | 2 | 2 | 6 | 1.854 | 2.643 |
| RONTU | 67 | 74 | 23 | 133 | 0 | 1 | 2 | 0 | 1 | 0 | 0 | 2 | 1.359 | 1.662 |
| PENANAE | 66 | 130 | 43 | 143 | 4 | 0 | 0 | 1 | 1 | 0 | 2 | 2 | 1.700 | 2.092 |
| KENDO | 31 | 48 | 16 | 30 | 3 | 0 | 1 | 2 | 0 | 0 | 1 | 5 | 650 | 787 |
| NTOBO | 55 | 87 | 16 | 93 | 0 | 0 | 1 | 0 | 1 | 0 | 0 | 1 | 1.717 | 1.971 |
| NITU | 12 | 12 | 3 | 11 | 1 | 0 | 1 | 0 | 0 | 0 | 0 | 1 | 739 | 780 |
| RABANGODU SELATAN | 89 | 294 | 61 | 272 | 0 | 0 | 1 | 1 | 3 | 0 | 2 | 3 | 1.320 | 2.046 |
| RABADOMPU TIMUR | 85 | 110 | 31 | 132 | 0 | 0 | 5 | 1 | 1 | 0 | 0 | 1 | 1.578 | 1.944 |
| RITE | 55 | 69 | 24 | 107 | 0 | 0 | 2 | 0 | 0 | 1 | 0 | 1 | 925 | 1.184 |
| RABADOMPU BARAT | 107 | 205 | 44 | 262 | 1 | 0 | 0 | 1 | 2 | 0 | 2 | 2 | 2.064 | 2.690 |

| | | | | | | | | | | | | | | |
|-----------------|------------|--------------|------------|--------------|-----------|----------|-----------|----------|-----------|----------|----------|-----------|---------------|---------------|
| RABANGODU UTARA | 113 | 369 | 79 | 372 | 1 | 1 | 1 | 1 | 0 | 0 | 0 | 2 | 1.531 | 2.470 |
| RABA | 792 | 1.643 | 408 | 1.905 | 12 | 2 | 15 | 7 | 10 | 3 | 9 | 26 | 15.437 | 20.269 |

4.3.5. Penduduk Kecamatan Mpunda Berdasarkan Golongan Darah

| KELURAHAN | GOLONGAN DARAH | | | | | | | | | | | | | JUMLAH |
|---------------|----------------|--------------|------------|--------------|-----------|-----------|----------|----------|-----------|----------|-----------|-----------|---------------|---------------|
| | A | B | AB | O | A + | A - | B + | B - | AB + | AB - | O + | O - | TIDAK TAHU | |
| MONGGONAO | 229 | 522 | 130 | 581 | 6 | 0 | 1 | 1 | 1 | 0 | 0 | 4 | 2.585 | 4.060 |
| SADIA | 190 | 363 | 77 | 360 | 5 | 1 | 0 | 3 | 0 | 0 | 1 | 8 | 2.716 | 3.724 |
| SANTI | 113 | 230 | 65 | 271 | 5 | 4 | 0 | 1 | 3 | 0 | 2 | 6 | 2.051 | 2.751 |
| SAMBINAE | 106 | 218 | 57 | 246 | 5 | 1 | 0 | 0 | 1 | 0 | 0 | 6 | 2.929 | 3.569 |
| PENATOI | 225 | 446 | 136 | 575 | 7 | 2 | 0 | 3 | 3 | 0 | 1 | 3 | 3.419 | 4.820 |
| LEWIRATO | 124 | 213 | 64 | 260 | 6 | 0 | 0 | 0 | 0 | 0 | 1 | 5 | 1.318 | 1.991 |
| MANDE | 110 | 185 | 52 | 263 | 3 | 2 | 3 | 1 | 1 | 0 | 1 | 2 | 2.261 | 2.884 |
| PANGGI | 175 | 283 | 71 | 300 | 8 | 0 | 1 | 0 | 1 | 1 | 1 | 5 | 1.902 | 2.748 |
| MANGGEMACI | 177 | 327 | 78 | 422 | 2 | 0 | 1 | 0 | 4 | 1 | 3 | 6 | 3.066 | 4.087 |
| MATAKANDO | 94 | 136 | 28 | 150 | 5 | 0 | 0 | 0 | 0 | 2 | 0 | 3 | 2.546 | 2.964 |
| MPUNDA | 1.543 | 2.923 | 758 | 3.428 | 52 | 10 | 6 | 9 | 14 | 4 | 10 | 48 | 24.793 | 33.598 |

4.3.5.a. Penduduk Laki-laki Kecamatan Mpunda Berdasarkan Golongan Darah

| KELURAHAN | GOLONGAN DARAH | | | | | | | | | | | | | JUMLAH |
|-----------|----------------|-----|----|-----|-----|-----|-----|-----|------|------|-----|-----|------------|--------|
| | A | B | AB | O | A + | A - | B + | B - | AB + | AB - | O + | O - | TIDAK TAHU | |
| MONGGONAO | 99 | 255 | 69 | 296 | 4 | 0 | 0 | 0 | 0 | 0 | 0 | 4 | 1.301 | 2.028 |

| | | | | | | | | | | | | | | |
|---------------|------------|--------------|------------|--------------|-----------|----------|----------|----------|----------|----------|----------|-----------|---------------|---------------|
| SADIA | 101 | 179 | 40 | 169 | 3 | 1 | 0 | 2 | 0 | 0 | 0 | 3 | 1.349 | 1.847 |
| SANTI | 57 | 115 | 31 | 120 | 3 | 3 | 0 | 0 | 2 | 0 | 1 | 2 | 1.018 | 1.352 |
| SAMBINAE | 48 | 109 | 28 | 136 | 2 | 0 | 0 | 0 | 1 | 0 | 0 | 2 | 1.449 | 1.775 |
| PENATOI | 112 | 208 | 80 | 269 | 5 | 1 | 0 | 3 | 2 | 0 | 0 | 1 | 1.653 | 2.334 |
| LEWIRATO | 73 | 103 | 31 | 128 | 4 | 0 | 0 | 0 | 0 | 0 | 0 | 2 | 661 | 1.002 |
| MANDE | 59 | 91 | 25 | 135 | 1 | 0 | 1 | 1 | 1 | 0 | 0 | 2 | 1.073 | 1.389 |
| PANGGI | 93 | 146 | 35 | 148 | 4 | 0 | 1 | 0 | 0 | 0 | 0 | 2 | 948 | 1.377 |
| MANGGEMACI | 85 | 153 | 44 | 212 | 0 | 0 | 1 | 0 | 1 | 1 | 1 | 2 | 1.528 | 2.028 |
| MATAKANDO | 49 | 72 | 14 | 78 | 3 | 0 | 0 | 0 | 0 | 1 | 0 | 2 | 1.280 | 1.499 |
| MPUNDA | 776 | 1.431 | 397 | 1.691 | 29 | 5 | 3 | 6 | 7 | 2 | 2 | 22 | 12.260 | 16.631 |

4.3.5.b. Penduduk Perempuan Kecamatan Mpunda Berdasarkan Golongan Darah

| KELURAHAN | GOLONGAN DARAH | | | | | | | | | | | | | JUMLAH |
|-----------|----------------|-----|----|-----|----|----|----|----|-----|-----|----|----|------------|--------|
| | A | B | AB | O | A+ | A- | B+ | B- | AB+ | AB- | O+ | O- | TIDAK TAHU | |
| MONGGONAO | 130 | 267 | 61 | 285 | 2 | 0 | 1 | 1 | 1 | 0 | 0 | 0 | 1.284 | 2.032 |
| SADIA | 89 | 184 | 37 | 191 | 2 | 0 | 0 | 1 | 0 | 0 | 1 | 5 | 1.367 | 1.877 |
| SANTI | 56 | 115 | 34 | 151 | 2 | 1 | 0 | 1 | 1 | 0 | 1 | 4 | 1.033 | 1.399 |
| SAMBINAE | 58 | 109 | 29 | 110 | 3 | 1 | 0 | 0 | 0 | 0 | 0 | 4 | 1.480 | 1.794 |
| PENATOI | 113 | 238 | 56 | 306 | 2 | 1 | 0 | 0 | 1 | 0 | 1 | 2 | 1.766 | 2.486 |
| LEWIRATO | 51 | 110 | 33 | 132 | 2 | 0 | 0 | 0 | 0 | 0 | 1 | 3 | 657 | 989 |
| MANDE | 51 | 94 | 27 | 128 | 2 | 2 | 2 | 0 | 0 | 0 | 1 | 0 | 1.188 | 1.495 |
| PANGGI | 82 | 137 | 36 | 152 | 4 | 0 | 0 | 0 | 1 | 1 | 1 | 3 | 954 | 1.371 |

| | | | | | | | | | | | | | | |
|---------------|------------|--------------|------------|--------------|-----------|----------|----------|----------|----------|----------|----------|-----------|---------------|---------------|
| MANGGEMACI | 92 | 174 | 34 | 210 | 2 | 0 | 0 | 0 | 3 | 0 | 2 | 4 | 1.538 | 2.059 |
| MATAKANDO | 45 | 64 | 14 | 72 | 2 | 0 | 0 | 0 | 0 | 1 | 0 | 1 | 1.266 | 1.465 |
| MPUNDA | 767 | 1.492 | 361 | 1.737 | 23 | 5 | 3 | 3 | 7 | 2 | 8 | 26 | 12.533 | 16.967 |

4.4. Penduduk Kota Bima Berdasarkan Penyandang Disabilitas

| KECAMATAN | FISIK | | | NETRA | | | RUNGU | | | MENTAL/JIWA | | | FISIK DAN MENTAL | | | DISABILITAS LAINNYA | | |
|------------------|-----------|-----------|-----------|------------|------------|------------|-----------|-----------|-----------|-------------|-----------|------------|------------------|----------|----------|---------------------|-----------|-----------|
| | LK | PR | TOTAL | LK | PR | TOTAL | LK | PR | TOTAL | LK | PR | TOTAL | LK | PR | TOTAL | LK | PR | TOTAL |
| RASANA E BARAT | 6 | 4 | 10 | 10 | 4 | 14 | 4 | 3 | 7 | 9 | 10 | 19 | 0 | 0 | 0 | 3 | 2 | 5 |
| RASANA E TIMUR | 5 | 3 | 8 | 36 | 28 | 64 | 5 | 0 | 5 | 12 | 16 | 28 | 1 | 0 | 1 | 4 | 1 | 5 |
| ASAKOTA | 3 | 6 | 9 | 40 | 52 | 92 | 7 | 9 | 16 | 20 | 7 | 27 | 1 | 0 | 1 | 0 | 1 | 1 |
| RABA | 7 | 5 | 12 | 8 | 5 | 13 | 7 | 9 | 16 | 31 | 26 | 57 | 0 | 0 | 0 | 25 | 14 | 39 |
| MPUNDA | 5 | 6 | 11 | 21 | 13 | 34 | 9 | 3 | 12 | 32 | 9 | 41 | 1 | 0 | 1 | 1 | 4 | 5 |
| KOTA BIMA | 26 | 24 | 50 | 115 | 102 | 217 | 32 | 24 | 56 | 104 | 68 | 172 | 3 | 0 | 3 | 33 | 22 | 55 |

4.4.1. Penduduk Kecamatan Rasanae Barat Berdasarkan Penyandang Disabilitas

| KELURAHAN | FISIK | | | NETRA | | | RUNGU | | | MENTAL/JIWA | | | FISIK DAN MENTAL | | | DISABILITAS LAINNYA | | |
|-----------|-------|----|-------|-------|----|-------|-------|----|-------|-------------|----|-------|------------------|----|-------|---------------------|----|-------|
| | LK | PR | TOTAL | LK | PR | TOTAL | LK | PR | TOTAL | LK | PR | TOTAL | LK | PR | TOTAL | LK | PR | TOTAL |
| PARUGA | 1 | 1 | 2 | 0 | 0 | 0 | 2 | 0 | 2 | 0 | 1 | 1 | 0 | 0 | 0 | 0 | 2 | 2 |
| NAE | 0 | 0 | 0 | 0 | 0 | 0 | 0 | 0 | 0 | 1 | 0 | 1 | 0 | 0 | 0 | 1 | 0 | 1 |
| SARAE | 0 | 0 | 0 | 4 | 2 | 6 | 1 | 0 | 1 | 2 | 0 | 2 | 0 | 0 | 0 | 1 | 0 | 1 |
| TANJUNG | 1 | 1 | 2 | 3 | 1 | 4 | 1 | 0 | 1 | 1 | 2 | 3 | 0 | 0 | 0 | 1 | 0 | 1 |
| PANE | 0 | 0 | 0 | 1 | 1 | 2 | 0 | 2 | 2 | 0 | 4 | 4 | 0 | 0 | 0 | 0 | 0 | 0 |

| | | | | | | | | | | | | | | | | | | |
|-----------------------|----------|----------|-----------|-----------|----------|-----------|----------|----------|----------|----------|-----------|-----------|----------|----------|----------|----------|----------|----------|
| DARA | 4 | 2 | 6 | 2 | 0 | 2 | 0 | 1 | 1 | 5 | 3 | 8 | 0 | 0 | 0 | 0 | 0 | 0 |
| RASANA E BARAT | 6 | 4 | 10 | 10 | 4 | 14 | 4 | 3 | 7 | 9 | 10 | 19 | 0 | 0 | 0 | 3 | 2 | 5 |

4.4.2. Penduduk Kecamatan Rasanae Timur Berdasarkan Penyandang Disabilitas

| KELURAHAN | FISIK | | | NETRA | | | RUNGU | | | MENTAL/JIWA | | | FISIK DAN MENTAL | | | DISABILITAS LAINNYA | | |
|-----------------------|----------|----------|----------|-----------|-----------|-----------|----------|----------|----------|-------------|-----------|-----------|------------------|----------|----------|---------------------|----------|----------|
| | LK | PR | TOTAL | LK | PR | TOTAL | LK | PR | TOTAL | LK | PR | TOTAL | LK | PR | TOTAL | LK | PR | TOTAL |
| KUMBE | 0 | 1 | 1 | 1 | 1 | 2 | 1 | 0 | 1 | 3 | 1 | 4 | 0 | 0 | 0 | 1 | 1 | 2 |
| LAMPE | 0 | 0 | 0 | 0 | 0 | 0 | 0 | 0 | 0 | 0 | 1 | 1 | 0 | 0 | 0 | 0 | 0 | 0 |
| DODU | 1 | 0 | 1 | 0 | 0 | 0 | 0 | 0 | 0 | 2 | 2 | 4 | 0 | 0 | 0 | 1 | 0 | 1 |
| NUNGGGA | 1 | 1 | 2 | 4 | 3 | 7 | 0 | 0 | 0 | 5 | 2 | 7 | 1 | 0 | 1 | 0 | 0 | 0 |
| KODO | 2 | 1 | 3 | 3 | 1 | 4 | 1 | 0 | 1 | 1 | 3 | 4 | 0 | 0 | 0 | 1 | 0 | 1 |
| OI FO'O | 1 | 0 | 1 | 21 | 14 | 35 | 0 | 0 | 0 | 0 | 1 | 1 | 0 | 0 | 0 | 0 | 0 | 0 |
| LELAMASE | 0 | 0 | 0 | 5 | 3 | 8 | 2 | 0 | 2 | 0 | 1 | 1 | 0 | 0 | 0 | 0 | 0 | 0 |
| OIMBO | 0 | 0 | 0 | 2 | 6 | 8 | 1 | 0 | 1 | 1 | 5 | 6 | 0 | 0 | 0 | 1 | 0 | 1 |
| RASANA E TIMUR | 5 | 3 | 8 | 36 | 28 | 64 | 5 | 0 | 5 | 12 | 16 | 28 | 1 | 0 | 1 | 4 | 1 | 5 |

4.4.3. Penduduk Kecamatan Asakota Berdasarkan Penyandang Disabilitas

| KELURAHAN | FISIK | | | NETRA | | | RUNGU | | | MENTAL/JIWA | | | FISIK DAN MENTAL | | | DISABILITAS LAINNYA | | |
|-----------|-------|----|-------|-------|----|-------|-------|----|-------|-------------|----|-------|------------------|----|-------|---------------------|----|-------|
| | LK | PR | TOTAL | LK | PR | TOTAL | LK | PR | TOTAL | LK | PR | TOTAL | LK | PR | TOTAL | LK | PR | TOTAL |
| MELAYU | 1 | 1 | 2 | 28 | 35 | 63 | 4 | 5 | 9 | 3 | 0 | 3 | 0 | 0 | 0 | 0 | 0 | 0 |
| JATIWANGI | 0 | 1 | 1 | 2 | 3 | 5 | 0 | 0 | 0 | 3 | 2 | 5 | 0 | 0 | 0 | 0 | 0 | 0 |
| JATIBARU | 0 | 0 | 0 | 0 | 1 | 1 | 0 | 1 | 1 | 4 | 0 | 4 | 0 | 0 | 0 | 0 | 0 | 0 |

| | | | | | | | | | | | | | | | | | | |
|----------------|----------|----------|----------|-----------|-----------|-----------|----------|----------|-----------|-----------|----------|-----------|----------|----------|----------|----------|----------|----------|
| KOLO | 0 | 1 | 1 | 5 | 1 | 6 | 1 | 0 | 1 | 5 | 1 | 6 | 0 | 0 | 0 | 0 | 0 | 0 |
| JATIBARU TIMUR | 0 | 1 | 1 | 0 | 2 | 2 | 0 | 1 | 1 | 0 | 1 | 1 | 0 | 0 | 0 | 0 | 0 | 0 |
| ULE | 2 | 2 | 4 | 5 | 10 | 15 | 2 | 2 | 4 | 5 | 3 | 8 | 1 | 0 | 1 | 0 | 1 | 1 |
| ASAKOTA | 3 | 6 | 9 | 40 | 52 | 92 | 7 | 9 | 16 | 20 | 7 | 27 | 1 | 0 | 1 | 0 | 1 | 1 |

4.4.4. Penduduk Kecamatan Raba Berdasarkan Penyandang Disabilitas

| KELURAHAN | FISIK | | | NETRA | | | RUNGU | | | MENTAL/JIWA | | | FISIK DAN MENTAL | | | DISABILITAS LAINNYA | | |
|-------------------|----------|----------|-----------|----------|----------|-----------|----------|----------|-----------|-------------|-----------|-----------|------------------|----------|----------|---------------------|-----------|-----------|
| | LK | PR | TOTAL | LK | PR | TOTAL | LK | PR | TOTAL | LK | PR | TOTAL | LK | PR | TOTAL | LK | PR | TOTAL |
| PENARAGA | 1 | 1 | 2 | 1 | 2 | 3 | 1 | 2 | 3 | 2 | 1 | 3 | 0 | 0 | 0 | 21 | 12 | 33 |
| RONTU | 1 | 0 | 1 | 2 | 1 | 3 | 0 | 1 | 1 | 3 | 7 | 10 | 0 | 0 | 0 | 0 | 0 | 0 |
| PENANAE | 0 | 2 | 2 | 0 | 0 | 0 | 3 | 2 | 5 | 3 | 2 | 5 | 0 | 0 | 0 | 0 | 0 | 0 |
| KENDO | 1 | 0 | 1 | 1 | 2 | 3 | 0 | 0 | 0 | 4 | 2 | 6 | 0 | 0 | 0 | 1 | 0 | 1 |
| NTOBO | 2 | 0 | 2 | 1 | 0 | 1 | 0 | 0 | 0 | 4 | 1 | 5 | 0 | 0 | 0 | 0 | 0 | 0 |
| NITU | 0 | 1 | 1 | 0 | 0 | 0 | 0 | 2 | 2 | 2 | 0 | 2 | 0 | 0 | 0 | 0 | 0 | 0 |
| RABANGODU SELATAN | 0 | 0 | 0 | 0 | 0 | 0 | 1 | 1 | 2 | 2 | 1 | 3 | 0 | 0 | 0 | 1 | 1 | 2 |
| RABADOMPU TIMUR | 0 | 1 | 1 | 1 | 0 | 1 | 1 | 0 | 1 | 1 | 0 | 1 | 0 | 0 | 0 | 0 | 0 | 0 |
| RITE | 1 | 0 | 1 | 0 | 0 | 0 | 0 | 0 | 0 | 0 | 2 | 2 | 0 | 0 | 0 | 0 | 0 | 0 |
| RABADOMPU BARAT | 1 | 0 | 1 | 1 | 0 | 1 | 0 | 1 | 1 | 5 | 8 | 13 | 0 | 0 | 0 | 0 | 0 | 0 |
| RABANGODU UTARA | 0 | 0 | 0 | 1 | 0 | 1 | 1 | 0 | 1 | 5 | 2 | 7 | 0 | 0 | 0 | 2 | 1 | 3 |
| RABA | 7 | 5 | 12 | 8 | 5 | 13 | 7 | 9 | 16 | 31 | 26 | 57 | 0 | 0 | 0 | 25 | 14 | 39 |

4.4.5. Penduduk Kecamatan Mpunda Berdasarkan Penyandang Disabilitas

| KELURAHAN | FISIK | | | NETRA | | | RUNGU | | | MENTAL/JIWA | | | FISIK DAN MENTAL | | | DISABILITAS LAINNYA | | |
|---------------|----------|----------|-----------|-----------|-----------|-----------|----------|----------|-----------|-------------|----------|-----------|------------------|----------|----------|---------------------|----------|----------|
| | LK | PR | TOTAL | LK | PR | TOTAL | LK | PR | TOTAL | LK | PR | TOTAL | LK | PR | TOTAL | LK | PR | TOTAL |
| MONGGONAO | 0 | 1 | 1 | 5 | 1 | 6 | 0 | 0 | 0 | 0 | 0 | 0 | 1 | 0 | 1 | 0 | 0 | 0 |
| SADIA | 1 | 0 | 1 | 1 | 1 | 2 | 1 | 3 | 4 | 4 | 2 | 6 | 0 | 0 | 0 | 0 | 1 | 1 |
| SANTI | 0 | 2 | 2 | 0 | 1 | 1 | 0 | 0 | 0 | 2 | 1 | 3 | 0 | 0 | 0 | 1 | 0 | 1 |
| SAMBINAE | 1 | 1 | 2 | 3 | 2 | 5 | 0 | 0 | 0 | 4 | 3 | 7 | 0 | 0 | 0 | 0 | 0 | 0 |
| PENATOI | 2 | 0 | 2 | 2 | 3 | 5 | 3 | 0 | 3 | 5 | 0 | 5 | 0 | 0 | 0 | 0 | 1 | 1 |
| LEWIRATO | 0 | 0 | 0 | 0 | 0 | 0 | 0 | 0 | 0 | 1 | 1 | 2 | 0 | 0 | 0 | 0 | 0 | 0 |
| MANDE | 1 | 0 | 1 | 1 | 0 | 1 | 2 | 0 | 2 | 7 | 1 | 8 | 0 | 0 | 0 | 0 | 0 | 0 |
| PANGGI | 0 | 0 | 0 | 6 | 5 | 11 | 0 | 0 | 0 | 2 | 0 | 2 | 0 | 0 | 0 | 0 | 0 | 0 |
| MANGGEMACI | 0 | 1 | 1 | 3 | 0 | 3 | 1 | 0 | 1 | 6 | 1 | 7 | 0 | 0 | 0 | 0 | 0 | 0 |
| MATAKANDO | 0 | 1 | 1 | 0 | 0 | 0 | 2 | 0 | 2 | 1 | 0 | 1 | 0 | 0 | 0 | 0 | 2 | 2 |
| MPUNDA | 5 | 6 | 11 | 21 | 13 | 34 | 9 | 3 | 12 | 32 | 9 | 41 | 1 | 0 | 1 | 1 | 4 | 5 |

5. BIDANG TENAGA KERJA

5.1. Penduduk Kota Bima Berdasarkan Jenis Pekerjaan

| NO. | PEKERJAAN | RASANA E BARAT | RASANA E TIMUR | ASAKOTA | RABA | MPUNDA | KOTA BIMA |
|-----|----------------------------|----------------|----------------|---------|--------|--------|-----------|
| 1 | BELUM/TIDAK BEKERJA | 8.662 | 6.152 | 11.478 | 11.958 | 9.771 | 48.021 |
| 2 | MENGURUS RUMAH TANGGA | 6.082 | 4.917 | 7.963 | 8.509 | 6.054 | 33.525 |
| 3 | PELAJAR/MAHASISWA | 5.690 | 2.637 | 6.192 | 6.370 | 6.197 | 27.086 |
| 4 | PENSIUNAN | 312 | 126 | 166 | 611 | 452 | 1.667 |
| 5 | PEGAWAI NEGERI SIPIL (PNS) | 852 | 438 | 902 | 2.191 | 2.525 | 6.908 |
| 6 | TENTARA NASIONAL INDONESIA | 31 | 35 | 94 | 84 | 67 | 311 |
| 7 | KEPOLISIAN RI (POLRI) | 87 | 80 | 85 | 192 | 271 | 715 |
| 8 | PERDAGANGAN | 170 | 29 | 79 | 49 | 71 | 398 |
| 9 | PETANI/PEKEBUN | 215 | 2.392 | 1.383 | 2.352 | 934 | 7.276 |
| 10 | PETERNAK | 5 | 9 | 7 | 6 | 6 | 33 |
| 11 | NELAYAN/PERIKANAN | 231 | 6 | 819 | 7 | 9 | 1.072 |
| 12 | INDUSTRI | 0 | 2 | 2 | 1 | 5 | 10 |
| 13 | KONSTRUKSI | 5 | 0 | 3 | 1 | 6 | 15 |
| 14 | TRANSPORTASI | 49 | 13 | 99 | 56 | 102 | 319 |
| 15 | KARYAWAN SWASTA | 974 | 423 | 997 | 965 | 987 | 4.346 |
| 16 | KARYAWAN BUMN | 121 | 22 | 105 | 129 | 199 | 576 |
| 17 | KARYAWAN BUMD | 21 | 5 | 13 | 30 | 41 | 110 |
| 18 | KARYAWAN HONORER | 612 | 581 | 677 | 1.684 | 1.179 | 4.733 |

| | | | | | | | |
|----|-------------------------|-----|-----|-----|-----|-----|-------|
| 19 | BURUH HARIAN LEPAS | 385 | 52 | 305 | 309 | 223 | 1.274 |
| 20 | BURUH TANI/PERKEBUNAN | 43 | 266 | 251 | 651 | 178 | 1.389 |
| 21 | BURUH NELAYAN/PERIKANAN | 32 | 1 | 27 | 2 | 1 | 63 |
| 22 | BURUH PETERNAKAN | 3 | 2 | 9 | 0 | 1 | 15 |
| 23 | PEMBANTU RUMAH TANGGA | 21 | 6 | 17 | 14 | 6 | 64 |
| 24 | TUKANG CUKUR | 1 | 2 | 1 | 3 | 1 | 8 |
| 25 | TUKANG LISTRIK | 1 | 2 | 1 | 5 | 6 | 15 |
| 26 | TUKANG BATU | 92 | 47 | 150 | 132 | 111 | 532 |
| 27 | TUKANG KAYU | 29 | 37 | 247 | 91 | 57 | 461 |
| 28 | TUKANG SOL SEPATU | 1 | 0 | 0 | 3 | 1 | 5 |
| 29 | TUKANG LAS/PANDAI BESI | 7 | 4 | 5 | 19 | 2 | 37 |
| 30 | TUKANG JAHIT | 25 | 1 | 18 | 21 | 21 | 86 |
| 31 | TUKANG GIGI | 1 | 0 | 0 | 1 | 0 | 2 |
| 32 | PENATA RIAS | 3 | 0 | 2 | 2 | 0 | 7 |
| 33 | PENATA BUSANA | 0 | 0 | 0 | 1 | 0 | 1 |
| 34 | PENATA RAMBUT | 3 | 1 | 2 | 2 | 0 | 8 |
| 35 | MEKANIK | 49 | 4 | 24 | 16 | 19 | 112 |
| 36 | SENIMAN | 4 | 0 | 2 | 3 | 2 | 11 |
| 37 | TABIB | 0 | 0 | 0 | 2 | 0 | 2 |
| 38 | PARAJI | 0 | 0 | 0 | 0 | 1 | 1 |
| 39 | PERANCANG BUSANA | 1 | 0 | 0 | 0 | 0 | 1 |

| | | | | | | | |
|----|-----------------------------|----|---|---|---|----|----|
| 40 | PENTERJEMAH | 0 | 0 | 0 | 0 | 1 | 1 |
| 41 | IMAM MASJID | 2 | 0 | 2 | 3 | 0 | 7 |
| 42 | PENDETA | 3 | 0 | 1 | 0 | 3 | 7 |
| 43 | PASTOR | 0 | 0 | 0 | 1 | 0 | 1 |
| 44 | WARTAWAN | 12 | 4 | 9 | 8 | 11 | 44 |
| 45 | USTADZ/MUBALIGH | 1 | 0 | 3 | 0 | 0 | 4 |
| 46 | JURU MASAK | 0 | 0 | 2 | 0 | 0 | 2 |
| 47 | PROMOTOR ACARA | 0 | 0 | 0 | 0 | 0 | 0 |
| 48 | ANGGOTA DPR RI | 0 | 0 | 0 | 0 | 0 | 0 |
| 49 | ANGGOTA DPD RI | 0 | 0 | 0 | 0 | 0 | 0 |
| 50 | ANGGOTA BPK | 0 | 0 | 0 | 0 | 0 | 0 |
| 51 | PRESIDEN | 0 | 0 | 0 | 0 | 0 | 0 |
| 52 | WAKIL PRESIDEN | 0 | 0 | 0 | 0 | 0 | 0 |
| 53 | ANGGOTA MAHKAMAH KONSTITUSI | 0 | 0 | 0 | 0 | 0 | 0 |
| 54 | ANGGOTA KABINET KEMENTRIAN | 0 | 0 | 0 | 0 | 0 | 0 |
| 55 | DUTA BESAR | 0 | 0 | 0 | 0 | 0 | 0 |
| 56 | GUBERNUR | 0 | 0 | 0 | 0 | 0 | 0 |
| 57 | WAKIL GUBERNUR | 0 | 0 | 0 | 0 | 0 | 0 |
| 58 | BUPATI | 1 | 0 | 0 | 0 | 0 | 1 |
| 59 | WAKIL BUPATI | 0 | 0 | 0 | 0 | 0 | 0 |
| 60 | WALIKOTA | 0 | 0 | 1 | 0 | 0 | 1 |

| | | | | | | | |
|----|------------------------|-----|-----|-----|-----|-----|-------|
| 61 | WAKIL WALIKOTA | 0 | 0 | 0 | 0 | 1 | 1 |
| 62 | ANGGOTA DPRD PROP. | 1 | 0 | 1 | 0 | 1 | 3 |
| 63 | ANGGOTA DPRD KAB./KOTA | 4 | 0 | 4 | 4 | 7 | 19 |
| 64 | DOSEN | 64 | 7 | 48 | 54 | 117 | 290 |
| 65 | GURU | 227 | 119 | 348 | 378 | 422 | 1.494 |
| 66 | PILOT | 0 | 0 | 0 | 0 | 0 | 0 |
| 67 | PENGACARA | 9 | 1 | 8 | 6 | 10 | 34 |
| 68 | NOTARIS | 2 | 1 | 0 | 3 | 5 | 11 |
| 69 | ARSITEK | 0 | 0 | 0 | 0 | 1 | 1 |
| 70 | AKUNTAN | 0 | 0 | 0 | 1 | 0 | 1 |
| 71 | KONSULTAN | 1 | 1 | 2 | 1 | 7 | 12 |
| 72 | DOKTER | 19 | 2 | 14 | 35 | 49 | 119 |
| 73 | BIDAN | 27 | 15 | 41 | 44 | 46 | 173 |
| 74 | PERAWAT | 28 | 24 | 38 | 49 | 61 | 200 |
| 75 | APOTEKER | 5 | 0 | 7 | 4 | 3 | 19 |
| 76 | PSIKIATER/PSIKOLOG | 0 | 0 | 0 | 0 | 1 | 1 |
| 77 | PENYIAR TELEVISI | 0 | 0 | 0 | 0 | 0 | 0 |
| 78 | PENYIAR RADIO | 0 | 0 | 0 | 0 | 1 | 1 |
| 79 | PELAUT | 38 | 0 | 28 | 9 | 4 | 79 |
| 80 | PENELITI | 0 | 0 | 0 | 0 | 0 | 0 |
| 81 | SOPIR | 158 | 119 | 181 | 113 | 103 | 674 |

| | | | | | | | |
|---------------|---------------------------------|---------------|---------------|---------------|---------------|---------------|----------------|
| 82 | PIALANG | 0 | 0 | 0 | 0 | 1 | 1 |
| 83 | PARANORMAL | 0 | 0 | 0 | 0 | 0 | 0 |
| 84 | PEDAGANG | 218 | 23 | 117 | 106 | 69 | 533 |
| 85 | PERANGKAT DESA | 2 | 0 | 3 | 1 | 0 | 6 |
| 86 | KEPALA DESA | 0 | 0 | 0 | 0 | 0 | 0 |
| 87 | BIARAWAN/BIARAWATI | 0 | 0 | 0 | 2 | 0 | 2 |
| 88 | WIRASWASTA | 4.524 | 852 | 2.967 | 2.723 | 3.168 | 14.234 |
| 89 | ANGGOTA LEMB. TINGGI LAINNYA | 0 | 0 | 0 | 1 | 0 | 1 |
| 90 | ARTIS | 0 | 0 | 0 | 0 | 0 | 0 |
| 91 | ATLIT | 0 | 0 | 0 | 0 | 0 | 0 |
| 92 | CHEFF | 0 | 0 | 0 | 0 | 0 | 0 |
| 93 | MANAJER | 0 | 0 | 0 | 0 | 0 | 0 |
| 94 | TENAGA TATA USAHA | 0 | 0 | 0 | 0 | 0 | 0 |
| 95 | OPERATOR | 0 | 0 | 0 | 0 | 0 | 0 |
| 96 | PEKERJA PENGOLAHAN KERAJINAN | 0 | 0 | 0 | 0 | 0 | 0 |
| 97 | TEKNISI | 0 | 0 | 0 | 0 | 0 | 0 |
| 98 | ASISTEN AHLI | 0 | 0 | 0 | 0 | 0 | 0 |
| 99 | PEKERJAAN LAINNYA | 0 | 1 | 1 | 3 | 0 | 5 |
| JUMLAH | | 30.166 | 19.461 | 35.951 | 40.021 | 33.598 | 159.197 |

5.1.a. Penduduk Laki-laki Kota Bima Berdasarkan Jenis Pekerjaan

| NO. | PEKERJAAN | RASANA E BARAT | RASANA E TIMUR | ASAKOTA | RABA | MPUNDA | KOTA BIMA |
|-----|----------------------------|----------------|----------------|---------|-------|--------|-----------|
| 1 | BELUM/TIDAK BEKERJA | 4.641 | 3.369 | 6.366 | 6.523 | 5.228 | 26.127 |
| 2 | MENGURUS RUMAH TANGGA | 0 | 0 | 0 | 0 | 0 | 0 |
| 3 | PELAJAR/MAHASISWA | 2.970 | 1.334 | 3.286 | 3.342 | 3.255 | 14.187 |
| 4 | PENSIUNAN | 231 | 105 | 130 | 426 | 327 | 1.219 |
| 5 | PEGAWAI NEGERI SIPIL (PNS) | 449 | 266 | 496 | 1.235 | 1.380 | 3.826 |
| 6 | TENTARA NASIONAL INDONESIA | 31 | 35 | 94 | 84 | 67 | 311 |
| 7 | KEPOLISIAN RI (POLRI) | 86 | 79 | 84 | 189 | 266 | 704 |
| 8 | PERDAGANGAN | 99 | 12 | 43 | 26 | 28 | 208 |
| 9 | PETANI/PEKEBUN | 202 | 2.358 | 1.333 | 2.322 | 924 | 7.139 |
| 10 | PETERNAK | 5 | 8 | 7 | 5 | 5 | 30 |
| 11 | BELUM/TIDAK BEKERJA | 228 | 6 | 817 | 7 | 9 | 1.067 |
| 12 | MENGURUS RUMAH TANGGA | 0 | 2 | 1 | 0 | 3 | 6 |
| 13 | PELAJAR/MAHASISWA | 4 | 0 | 3 | 1 | 6 | 14 |
| 14 | PENSIUNAN | 49 | 13 | 99 | 56 | 102 | 319 |
| 15 | PEGAWAI NEGERI SIPIL (PNS) | 710 | 347 | 806 | 734 | 727 | 3.324 |
| 16 | TENTARA NASIONAL INDONESIA | 90 | 18 | 76 | 86 | 138 | 408 |
| 17 | KEPOLISIAN RI (POLRI) | 13 | 5 | 7 | 19 | 23 | 67 |
| 18 | PERDAGANGAN | 275 | 288 | 301 | 830 | 512 | 2.206 |
| 19 | PETANI/PEKEBUN | 382 | 51 | 301 | 306 | 221 | 1.261 |

| | | | | | | | |
|----|-------------------------|----|-----|-----|-----|-----|-------|
| 20 | PETERNAK | 38 | 261 | 241 | 647 | 174 | 1.361 |
| 21 | NELAYAN/PERIKANAN | 32 | 1 | 27 | 2 | 1 | 63 |
| 22 | INDUSTRI | 3 | 0 | 9 | 0 | 1 | 13 |
| 23 | KONSTRUKSI | 1 | 0 | 0 | 0 | 0 | 1 |
| 24 | TRANSPORTASI | 1 | 2 | 1 | 3 | 1 | 8 |
| 25 | KARYAWAN SWASTA | 1 | 2 | 1 | 5 | 6 | 15 |
| 26 | KARYAWAN BUMN | 92 | 47 | 150 | 132 | 111 | 532 |
| 27 | KARYAWAN BUMD | 29 | 37 | 247 | 91 | 57 | 461 |
| 28 | KARYAWAN HONORER | 1 | 0 | 0 | 2 | 1 | 4 |
| 29 | BURUH HARIAN LEPAS | 7 | 4 | 5 | 19 | 2 | 37 |
| 30 | BURUH TANI/PERKEBUNAN | 11 | 0 | 7 | 9 | 11 | 38 |
| 31 | BURUH NELAYAN/PERIKANAN | 1 | 0 | 0 | 1 | 0 | 2 |
| 32 | BURUH PETERNAKAN | 1 | 0 | 1 | 1 | 0 | 3 |
| 33 | PEMBANTU RUMAH TANGGA | 0 | 0 | 0 | 0 | 0 | 0 |
| 34 | TUKANG CUKUR | 1 | 1 | 1 | 1 | 0 | 4 |
| 35 | TUKANG LISTRIK | 49 | 4 | 24 | 16 | 19 | 112 |
| 36 | TUKANG BATU | 3 | 0 | 2 | 3 | 1 | 9 |
| 37 | TUKANG KAYU | 0 | 0 | 0 | 2 | 0 | 2 |
| 38 | TUKANG SOL SEPATU | 0 | 0 | 0 | 0 | 1 | 1 |
| 39 | TUKANG LAS/PANDAI BESI | 0 | 0 | 0 | 0 | 0 | 0 |
| 40 | TUKANG JAHIT | 0 | 0 | 0 | 0 | 1 | 1 |

| | | | | | | | |
|----|------------------|----|---|---|---|----|----|
| 41 | TUKANG GIGI | 2 | 0 | 2 | 3 | 0 | 7 |
| 42 | PENATA RIAS | 3 | 0 | 1 | 0 | 3 | 7 |
| 43 | PENATA BUSANA | 0 | 0 | 0 | 1 | 0 | 1 |
| 44 | PENATA RAMBUT | 11 | 4 | 9 | 8 | 11 | 43 |
| 45 | MEKANIK | 1 | 0 | 1 | 0 | 0 | 2 |
| 46 | SENIMAN | 0 | 0 | 0 | 0 | 0 | 0 |
| 47 | TABIB | 0 | 0 | 0 | 0 | 0 | 0 |
| 48 | PARAJI | 0 | 0 | 0 | 0 | 0 | 0 |
| 49 | PERANCANG BUSANA | 0 | 0 | 0 | 0 | 0 | 0 |
| 50 | PENTERJEMAH | 0 | 0 | 0 | 0 | 0 | 0 |
| 51 | IMAM MASJID | 0 | 0 | 0 | 0 | 0 | 0 |
| 52 | PENDETA | 0 | 0 | 0 | 0 | 0 | 0 |
| 53 | PASTOR | 0 | 0 | 0 | 0 | 0 | 0 |
| 54 | WARTAWAN | 0 | 0 | 0 | 0 | 0 | 0 |
| 55 | USTADZ/MUBALIGH | 0 | 0 | 0 | 0 | 0 | 0 |
| 56 | JURU MASAK | 0 | 0 | 0 | 0 | 0 | 0 |
| 57 | PROMOTOR ACARA | 0 | 0 | 0 | 0 | 0 | 0 |
| 58 | ANGGOTA DPR RI | 0 | 0 | 0 | 0 | 0 | 0 |
| 59 | ANGGOTA DPD RI | 0 | 0 | 0 | 0 | 0 | 0 |
| 60 | ANGGOTA BPK | 0 | 0 | 1 | 0 | 0 | 1 |
| 61 | PRESIDEN | 0 | 0 | 0 | 0 | 1 | 1 |

| | | | | | | | |
|----|-----------------------------|-----|-----|-----|-----|-----|-----|
| 62 | WAKIL PRESIDEN | 1 | 0 | 1 | 0 | 1 | 3 |
| 63 | ANGGOTA MAHKAMAH KONSTITUSI | 4 | 0 | 3 | 3 | 6 | 16 |
| 64 | ANGGOTA KABINET KEMENTRIAN | 35 | 3 | 38 | 33 | 67 | 176 |
| 65 | DUTA BESAR | 71 | 47 | 130 | 130 | 162 | 540 |
| 66 | GUBERNUR | 0 | 0 | 0 | 0 | 0 | 0 |
| 67 | WAKIL GUBERNUR | 9 | 1 | 7 | 6 | 9 | 32 |
| 68 | BUPATI | 1 | 0 | 0 | 1 | 4 | 6 |
| 69 | WAKIL BUPATI | 0 | 0 | 0 | 0 | 1 | 1 |
| 70 | WALIKOTA | 0 | 0 | 0 | 1 | 0 | 1 |
| 71 | WAKIL WALIKOTA | 1 | 1 | 2 | 1 | 6 | 11 |
| 72 | ANGGOTA DPRD PROP. | 7 | 1 | 5 | 13 | 20 | 46 |
| 73 | ANGGOTA DPRD KAB./KOTA | 0 | 0 | 0 | 0 | 0 | 0 |
| 74 | DOSEN | 7 | 8 | 12 | 11 | 16 | 54 |
| 75 | GURU | 1 | 0 | 3 | 1 | 1 | 6 |
| 76 | PILOT | 0 | 0 | 0 | 0 | 0 | 0 |
| 77 | PENGACARA | 0 | 0 | 0 | 0 | 0 | 0 |
| 78 | NOTARIS | 0 | 0 | 0 | 0 | 1 | 1 |
| 79 | ARSITEK | 38 | 0 | 28 | 9 | 4 | 79 |
| 80 | AKUNTAN | 0 | 0 | 0 | 0 | 0 | 0 |
| 81 | KONSULTAN | 158 | 119 | 181 | 113 | 103 | 674 |
| 82 | DOKTER | 0 | 0 | 0 | 0 | 1 | 1 |

| | | | | | | | |
|---------------|---------------------------------|--------------|--------------|--------------|--------------|--------------|---------------|
| 83 | BIDAN | 0 | 0 | 0 | 0 | 0 | 0 |
| 84 | PERAWAT | 98 | 9 | 70 | 37 | 27 | 241 |
| 85 | APOTEKER | 1 | 0 | 2 | 1 | 0 | 4 |
| 86 | PSIKIATER/PSIKOLOG | 0 | 0 | 0 | 0 | 0 | 0 |
| 87 | PENYIAR TELEVISI | 0 | 0 | 0 | 0 | 0 | 0 |
| 88 | PENYIAR RADIO | 3.709 | 760 | 2.583 | 2.251 | 2.579 | 11.882 |
| 89 | PELAUT | 0 | 0 | 0 | 1 | 0 | 1 |
| 90 | ARTIS | 0 | 0 | 0 | 0 | 0 | 0 |
| 91 | ATLIT | 0 | 0 | 0 | 0 | 0 | 0 |
| 92 | CHEFF | 0 | 0 | 0 | 0 | 0 | 0 |
| 93 | MANAJER | 0 | 0 | 0 | 0 | 0 | 0 |
| 94 | TENAGA TATA USAHA | 0 | 0 | 0 | 0 | 0 | 0 |
| 95 | OPERATOR | 0 | 0 | 0 | 0 | 0 | 0 |
| 96 | PEKERJA PENGOLAHAN KERAJINAN | 0 | 0 | 0 | 0 | 0 | 0 |
| 97 | TEKNISI | 0 | 0 | 0 | 0 | 0 | 0 |
| 98 | ASISTEN AHLI | 0 | 0 | 0 | 0 | 0 | 0 |
| 99 | PEKERJAAN LAINNYA | 0 | 1 | 1 | 3 | 0 | 5 |
| JUMLAH | | 6.180 | 2.043 | 6.207 | 5.600 | 5.151 | 25.181 |

5.1.b. Penduduk Perempuan Kota Bima Berdasarkan Jenis Pekerjaan

| NO. | PEKERJAAN | RASANA E BARAT | RASANA E TIMUR | ASAKOTA | RABA | MPUNDA | KOTA BIMA |
|-----|----------------------------|----------------|----------------|---------|-------|--------|-----------|
| 1 | BELUM/TIDAK BEKERJA | 4.021 | 2.783 | 5.112 | 5.435 | 4.543 | 21.894 |
| 2 | MENGURUS RUMAH TANGGA | 6.082 | 4.917 | 7.963 | 8.509 | 6.054 | 33.525 |
| 3 | PELAJAR/MAHASISWA | 2.720 | 1.303 | 2.906 | 3.028 | 2.942 | 12.899 |
| 4 | PENSIUNAN | 81 | 21 | 36 | 185 | 125 | 448 |
| 5 | PEGAWAI NEGERI SIPIL (PNS) | 403 | 172 | 406 | 956 | 1.145 | 3.082 |
| 6 | TENTARA NASIONAL INDONESIA | 0 | 0 | 0 | 0 | 0 | 0 |
| 7 | KEPOLISIAN RI (POLRI) | 1 | 1 | 1 | 3 | 5 | 11 |
| 8 | PERDAGANGAN | 71 | 17 | 36 | 23 | 43 | 190 |
| 9 | PETANI/PEKEBUN | 13 | 34 | 50 | 30 | 10 | 137 |
| 10 | PETERNAK | 0 | 1 | 0 | 1 | 1 | 3 |
| 11 | NELAYAN/PERIKANAN | 3 | 0 | 2 | 0 | 0 | 5 |
| 12 | INDUSTRI | 0 | 0 | 1 | 1 | 2 | 4 |
| 13 | KONSTRUKSI | 1 | 0 | 0 | 0 | 0 | 1 |
| 14 | TRANSPORTASI | 0 | 0 | 0 | 0 | 0 | 0 |
| 15 | KARYAWAN SWASTA | 264 | 76 | 191 | 231 | 260 | 1.022 |
| 16 | KARYAWAN BUMN | 31 | 4 | 29 | 43 | 61 | 168 |
| 17 | KARYAWAN BUMD | 8 | 0 | 6 | 11 | 18 | 43 |
| 18 | KARYAWAN HONORER | 337 | 293 | 376 | 854 | 667 | 2.527 |
| 19 | BURUH HARIAN LEPAS | 3 | 1 | 4 | 3 | 2 | 13 |

| | | | | | | | |
|----|-------------------------|----|---|----|----|----|----|
| 20 | BURUH TANI/PERKEBUNAN | 5 | 5 | 10 | 4 | 4 | 28 |
| 21 | BURUH NELAYAN/PERIKANAN | 0 | 0 | 0 | 0 | 0 | 0 |
| 22 | BURUH PETERNAKAN | 0 | 2 | 0 | 0 | 0 | 2 |
| 23 | PEMBANTU RUMAH TANGGA | 20 | 6 | 17 | 14 | 6 | 63 |
| 24 | TUKANG CUKUR | 0 | 0 | 0 | 0 | 0 | 0 |
| 25 | TUKANG LISTRIK | 0 | 0 | 0 | 0 | 0 | 0 |
| 26 | TUKANG BATU | 0 | 0 | 0 | 0 | 0 | 0 |
| 27 | TUKANG KAYU | 0 | 0 | 0 | 0 | 0 | 0 |
| 28 | TUKANG SOL SEPATU | 0 | 0 | 0 | 1 | 0 | 1 |
| 29 | TUKANG LAS/PANDAI BESI | 0 | 0 | 0 | 0 | 0 | 0 |
| 30 | TUKANG JAHIT | 14 | 1 | 11 | 12 | 10 | 48 |
| 31 | TUKANG GIGI | 0 | 0 | 0 | 0 | 0 | 0 |
| 32 | PENATA RIAS | 2 | 0 | 1 | 1 | 0 | 4 |
| 33 | PENATA BUSANA | 0 | 0 | 0 | 1 | 0 | 1 |
| 34 | PENATA RAMBUT | 2 | 0 | 1 | 1 | 0 | 4 |
| 35 | MEKANIK | 0 | 0 | 0 | 0 | 0 | 0 |
| 36 | SENIMAN | 1 | 0 | 0 | 0 | 1 | 2 |
| 37 | TABIB | 0 | 0 | 0 | 0 | 0 | 0 |
| 38 | PARAJI | 0 | 0 | 0 | 0 | 0 | 0 |
| 39 | PERANCANG BUSANA | 1 | 0 | 0 | 0 | 0 | 1 |
| 40 | PENTERJEMAH | 0 | 0 | 0 | 0 | 0 | 0 |

| | | | | | | | |
|----|-----------------------------|---|---|---|---|---|---|
| 41 | IMAM MASJID | 0 | 0 | 0 | 0 | 0 | 0 |
| 42 | PENDETA | 0 | 0 | 0 | 0 | 0 | 0 |
| 43 | PASTOR | 0 | 0 | 0 | 0 | 0 | 0 |
| 44 | WARTAWAN | 1 | 0 | 0 | 0 | 0 | 1 |
| 45 | USTADZ/MUBALIGH | 0 | 0 | 2 | 0 | 0 | 2 |
| 46 | JURU MASAK | 0 | 0 | 2 | 0 | 0 | 2 |
| 47 | PROMOTOR ACARA | 0 | 0 | 0 | 0 | 0 | 0 |
| 48 | ANGGOTA DPR RI | 0 | 0 | 0 | 0 | 0 | 0 |
| 49 | ANGGOTA DPD RI | 0 | 0 | 0 | 0 | 0 | 0 |
| 50 | ANGGOTA BPK | 0 | 0 | 0 | 0 | 0 | 0 |
| 51 | PRESIDEN | 0 | 0 | 0 | 0 | 0 | 0 |
| 52 | WAKIL PRESIDEN | 0 | 0 | 0 | 0 | 0 | 0 |
| 53 | ANGGOTA MAHKAMAH KONSTITUSI | 0 | 0 | 0 | 0 | 0 | 0 |
| 54 | ANGGOTA KABINET KEMENTERIAN | 0 | 0 | 0 | 0 | 0 | 0 |
| 55 | DUTA BESAR | 0 | 0 | 0 | 0 | 0 | 0 |
| 56 | GUBERNUR | 0 | 0 | 0 | 0 | 0 | 0 |
| 57 | WAKIL GUBERNUR | 0 | 0 | 0 | 0 | 0 | 0 |
| 58 | BUPATI | 1 | 0 | 0 | 0 | 0 | 1 |
| 59 | WAKIL BUPATI | 0 | 0 | 0 | 0 | 0 | 0 |
| 60 | WALIKOTA | 0 | 0 | 0 | 0 | 0 | 0 |
| 61 | WAKIL WALIKOTA | 0 | 0 | 0 | 0 | 0 | 0 |

| | | | | | | | |
|----|------------------------|-----|----|-----|-----|-----|-----|
| 62 | ANGGOTA DPRD PROP. | 0 | 0 | 0 | 0 | 0 | 0 |
| 63 | ANGGOTA DPRD KAB./KOTA | 0 | 0 | 1 | 1 | 1 | 3 |
| 64 | DOSEN | 29 | 4 | 10 | 21 | 50 | 114 |
| 65 | GURU | 156 | 72 | 218 | 248 | 260 | 954 |
| 66 | PILOT | 0 | 0 | 0 | 0 | 0 | 0 |
| 67 | PENGACARA | 0 | 0 | 1 | 0 | 1 | 2 |
| 68 | NOTARIS | 1 | 1 | 0 | 2 | 1 | 5 |
| 69 | ARSITEK | 0 | 0 | 0 | 0 | 0 | 0 |
| 70 | AKUNTAN | 0 | 0 | 0 | 0 | 0 | 0 |
| 71 | KONSULTAN | 0 | 0 | 0 | 0 | 1 | 1 |
| 72 | DOKTER | 12 | 1 | 9 | 22 | 29 | 73 |
| 73 | BIDAN | 27 | 15 | 41 | 44 | 46 | 173 |
| 74 | PERAWAT | 21 | 16 | 26 | 38 | 45 | 146 |
| 75 | APOTEKER | 4 | 0 | 4 | 3 | 2 | 13 |
| 76 | PSIKIATER/PSIKOLOG | 0 | 0 | 0 | 0 | 1 | 1 |
| 77 | PENYIAR TELEVISI | 0 | 0 | 0 | 0 | 0 | 0 |
| 78 | PENYIAR RADIO | 0 | 0 | 0 | 0 | 0 | 0 |
| 79 | PELAUT | 0 | 0 | 0 | 0 | 0 | 0 |
| 80 | PENELITI | 0 | 0 | 0 | 0 | 0 | 0 |
| 81 | SOPIR | 0 | 0 | 0 | 0 | 0 | 0 |
| 82 | PIALANG | 0 | 0 | 0 | 0 | 0 | 0 |

| | | | | | | | |
|---------------|------------------------------|---------------|--------------|---------------|---------------|---------------|---------------|
| 83 | PARANORMAL | 0 | 0 | 0 | 0 | 0 | 0 |
| 84 | PEDAGANG | 120 | 14 | 47 | 69 | 42 | 292 |
| 85 | PERANGKAT DESA | 1 | 0 | 1 | 0 | 0 | 2 |
| 86 | KEPALA DESA | 0 | 0 | 0 | 0 | 0 | 0 |
| 87 | BIARAWAN/BIARAWATI | 0 | 0 | 0 | 2 | 0 | 2 |
| 88 | WIRASWASTA | 815 | 92 | 384 | 472 | 589 | 2.352 |
| 89 | ANGGOTA LEMB. TINGGI LAINNYA | 0 | 0 | 0 | 0 | 0 | 0 |
| 90 | ARTIS | 0 | 0 | 0 | 0 | 0 | 0 |
| 91 | ATLIT | 0 | 0 | 0 | 0 | 0 | 0 |
| 92 | CHEFF | 0 | 0 | 0 | 0 | 0 | 0 |
| 93 | MANAJER | 0 | 0 | 0 | 0 | 0 | 0 |
| 94 | TENAGA TATA USAHA | 0 | 0 | 0 | 0 | 0 | 0 |
| 95 | OPERATOR | 0 | 0 | 0 | 0 | 0 | 0 |
| 96 | PEKERJA PENGOLAHAN KERAJINAN | 0 | 0 | 0 | 0 | 0 | 0 |
| 97 | TEKNISI | 0 | 0 | 0 | 0 | 0 | 0 |
| 98 | ASISTEN AHLI | 0 | 0 | 0 | 0 | 0 | 0 |
| 99 | PEKERJAAN LAINNYA | 0 | 0 | 0 | 0 | 0 | 0 |
| JUMLAH | | 15.272 | 9.852 | 17.905 | 20.269 | 16.967 | 80.265 |

5.1.1. Penduduk Kecamatan Rasanae Barat Berdasarkan Jenis Pekerjaan

| NO. | PEKERJAAN | PARUGA | NAE | SARAE | TANJUNG | PANE | DARA | RASANAE BARAT |
|-----|----------------------------|--------|-------|-------|---------|------|-------|---------------|
| 1 | BELUM/TIDAK BEKERJA | 1.480 | 1.215 | 1.487 | 1.850 | 697 | 1.933 | 8.662 |
| 2 | MENGURUS RUMAH TANGGA | 1.046 | 824 | 869 | 1.354 | 500 | 1.489 | 6.082 |
| 3 | PELAJAR/MAHASISWA | 961 | 843 | 933 | 1.185 | 519 | 1.249 | 5.690 |
| 4 | PENSIUNAN | 55 | 67 | 65 | 33 | 58 | 34 | 312 |
| 5 | PEGAWAI NEGERI SIPIL (PNS) | 138 | 165 | 196 | 86 | 118 | 149 | 852 |
| 6 | TENTARA NASIONAL INDONESIA | 6 | 3 | 3 | 5 | 0 | 14 | 31 |
| 7 | KEPOLISIAN RI (POLRI) | 13 | 14 | 16 | 9 | 11 | 24 | 87 |
| 8 | PERDAGANGAN | 67 | 16 | 30 | 22 | 8 | 27 | 170 |
| 9 | PETANI/PEKEBUN | 28 | 21 | 32 | 21 | 8 | 105 | 215 |
| 10 | PETERNAK | 0 | 0 | 1 | 0 | 0 | 4 | 5 |
| 11 | NELAYAN/PERIKANAN | 3 | 5 | 12 | 90 | 11 | 110 | 231 |
| 12 | INDUSTRI | 0 | 0 | 0 | 0 | 0 | 0 | 0 |
| 13 | KONSTRUKSI | 2 | 3 | 0 | 0 | 0 | 0 | 5 |
| 14 | TRANSPORTASI | 7 | 9 | 12 | 0 | 5 | 16 | 49 |
| 15 | KARYAWAN SWASTA | 277 | 108 | 186 | 99 | 104 | 200 | 974 |
| 16 | KARYAWAN BUMN | 14 | 34 | 21 | 14 | 20 | 18 | 121 |
| 17 | KARYAWAN BUMD | 5 | 4 | 4 | 1 | 2 | 5 | 21 |
| 18 | KARYAWAN HONORER | 115 | 92 | 159 | 53 | 82 | 111 | 612 |
| 19 | BURUH HARIAN LEPAS | 65 | 45 | 42 | 121 | 36 | 76 | 385 |

| | | | | | | | | |
|----|-------------------------|---|----|----|----|----|----|----|
| 20 | BURUH TANI/PERKEBUNAN | 7 | 3 | 6 | 13 | 3 | 11 | 43 |
| 21 | BURUH NELAYAN/PERIKANAN | 1 | 2 | 0 | 21 | 2 | 6 | 32 |
| 22 | BURUH PETERNAKAN | 1 | 0 | 1 | 1 | 0 | 0 | 3 |
| 23 | PEMBANTU RUMAH TANGGA | 5 | 1 | 4 | 7 | 4 | 0 | 21 |
| 24 | TUKANG CUKUR | 1 | 0 | 0 | 0 | 0 | 0 | 1 |
| 25 | TUKANG LISTRIK | 0 | 0 | 0 | 1 | 0 | 0 | 1 |
| 26 | TUKANG BATU | 9 | 27 | 20 | 5 | 11 | 20 | 92 |
| 27 | TUKANG KAYU | 3 | 9 | 11 | 2 | 3 | 1 | 29 |
| 28 | TUKANG SOL SEPATU | 0 | 0 | 0 | 1 | 0 | 0 | 1 |
| 29 | TUKANG LAS/PANDAI BESI | 1 | 2 | 0 | 2 | 1 | 1 | 7 |
| 30 | TUKANG JAHIT | 6 | 8 | 3 | 2 | 4 | 2 | 25 |
| 31 | TUKANG GIGI | 0 | 0 | 0 | 0 | 0 | 1 | 1 |
| 32 | PENATA RIAS | 0 | 1 | 0 | 2 | 0 | 0 | 3 |
| 33 | PENATA BUSANA | 0 | 0 | 0 | 0 | 0 | 0 | 0 |
| 34 | PENATA RAMBUT | 1 | 0 | 2 | 0 | 0 | 0 | 3 |
| 35 | MEKANIK | 6 | 10 | 4 | 12 | 8 | 9 | 49 |
| 36 | SENIMAN | 0 | 3 | 0 | 0 | 1 | 0 | 4 |
| 37 | TABIB | 0 | 0 | 0 | 0 | 0 | 0 | 0 |
| 38 | PARAJI | 0 | 0 | 0 | 0 | 0 | 0 | 0 |
| 39 | PERANCANG BUSANA | 0 | 0 | 0 | 0 | 1 | 0 | 1 |
| 40 | PENTERJEMAH | 0 | 0 | 0 | 0 | 0 | 0 | 0 |

| | | | | | | | | |
|----|-----------------------------|---|---|---|---|---|---|----|
| 41 | IMAM MASJID | 0 | 0 | 1 | 1 | 0 | 0 | 2 |
| 42 | PENDETA | 1 | 0 | 1 | 1 | 0 | 0 | 3 |
| 43 | PASTOR | 0 | 0 | 0 | 0 | 0 | 0 | 0 |
| 44 | WARTAWAN | 5 | 2 | 2 | 2 | 0 | 1 | 12 |
| 45 | USTADZ/MUBALIGH | 0 | 1 | 0 | 0 | 0 | 0 | 1 |
| 46 | JURU MASAK | 0 | 0 | 0 | 0 | 0 | 0 | 0 |
| 47 | PROMOTOR ACARA | 0 | 0 | 0 | 0 | 0 | 0 | 0 |
| 48 | ANGGOTA DPR RI | 0 | 0 | 0 | 0 | 0 | 0 | 0 |
| 49 | ANGGOTA DPD RI | 0 | 0 | 0 | 0 | 0 | 0 | 0 |
| 50 | ANGGOTA BPK | 0 | 0 | 0 | 0 | 0 | 0 | 0 |
| 51 | PRESIDEN | 0 | 0 | 0 | 0 | 0 | 0 | 0 |
| 52 | WAKIL PRESIDEN | 0 | 0 | 0 | 0 | 0 | 0 | 0 |
| 53 | ANGGOTA MAHKAMAH KONSTITUSI | 0 | 0 | 0 | 0 | 0 | 0 | 0 |
| 54 | ANGGOTA KABINET KEMENTRIAN | 0 | 0 | 0 | 0 | 0 | 0 | 0 |
| 55 | DUTA BESAR | 0 | 0 | 0 | 0 | 0 | 0 | 0 |
| 56 | GUBERNUR | 0 | 0 | 0 | 0 | 0 | 0 | 0 |
| 57 | WAKIL GUBERNUR | 0 | 0 | 0 | 0 | 0 | 0 | 0 |
| 58 | BUPATI | 0 | 0 | 1 | 0 | 0 | 0 | 1 |
| 59 | WAKIL BUPATI | 0 | 0 | 0 | 0 | 0 | 0 | 0 |
| 60 | WALIKOTA | 0 | 0 | 0 | 0 | 0 | 0 | 0 |
| 61 | WAKIL WALIKOTA | 0 | 0 | 0 | 0 | 0 | 0 | 0 |

| | | | | | | | | |
|----|------------------------|----|----|----|----|----|----|-----|
| 62 | ANGGOTA DPRD PROP. | 1 | 0 | 0 | 0 | 0 | 0 | 1 |
| 63 | ANGGOTA DPRD KAB./KOTA | 2 | 0 | 1 | 0 | 1 | 0 | 4 |
| 64 | DOSEN | 8 | 16 | 13 | 7 | 9 | 11 | 64 |
| 65 | GURU | 19 | 36 | 87 | 20 | 27 | 38 | 227 |
| 66 | PILOT | 0 | 0 | 0 | 0 | 0 | 0 | 0 |
| 67 | PENGACARA | 2 | 1 | 3 | 0 | 1 | 2 | 9 |
| 68 | NOTARIS | 0 | 1 | 0 | 0 | 0 | 1 | 2 |
| 69 | ARSITEK | 0 | 0 | 0 | 0 | 0 | 0 | 0 |
| 70 | AKUNTAN | 0 | 0 | 0 | 0 | 0 | 0 | 0 |
| 71 | KONSULTAN | 0 | 0 | 0 | 0 | 1 | 0 | 1 |
| 72 | DOKTER | 3 | 1 | 8 | 5 | 1 | 1 | 19 |
| 73 | BIDAN | 3 | 4 | 9 | 6 | 2 | 3 | 27 |
| 74 | PERAWAT | 5 | 5 | 3 | 6 | 4 | 5 | 28 |
| 75 | APOTEKER | 0 | 1 | 2 | 2 | 0 | 0 | 5 |
| 76 | PSIKIATER/PSIKOLOG | 0 | 0 | 0 | 0 | 0 | 0 | 0 |
| 77 | PENYIAR TELEVISI | 0 | 0 | 0 | 0 | 0 | 0 | 0 |
| 78 | PENYIAR RADIO | 0 | 0 | 0 | 0 | 0 | 0 | 0 |
| 79 | PELAUT | 4 | 2 | 11 | 14 | 2 | 5 | 38 |
| 80 | PENELITI | 0 | 0 | 0 | 0 | 0 | 0 | 0 |
| 81 | SOPIR | 18 | 23 | 22 | 23 | 4 | 68 | 158 |
| 82 | PIALANG | 0 | 0 | 0 | 0 | 0 | 0 | 0 |

| | | | | | | | | |
|---------------|---------------------------------|--------------|--------------|--------------|--------------|--------------|--------------|---------------|
| 83 | PARANORMAL | 0 | 0 | 0 | 0 | 0 | 0 | 0 |
| 84 | PEDAGANG | 51 | 33 | 46 | 43 | 8 | 37 | 218 |
| 85 | PERANGKAT DESA | 0 | 1 | 1 | 0 | 0 | 0 | 2 |
| 86 | KEPALA DESA | 0 | 0 | 0 | 0 | 0 | 0 | 0 |
| 87 | BIARAWAN/BIARAWATI | 0 | 0 | 0 | 0 | 0 | 0 | 0 |
| 88 | WIRASWASTA | 755 | 606 | 688 | 1.128 | 399 | 948 | 4.524 |
| 89 | ANGGOTA LEMB. TINGGI LAINNYA | 0 | 0 | 0 | 0 | 0 | 0 | 0 |
| 90 | ARTIS | 0 | 0 | 0 | 0 | 0 | 0 | 0 |
| 91 | ATLIT | 0 | 0 | 0 | 0 | 0 | 0 | 0 |
| 92 | CHEFF | 0 | 0 | 0 | 0 | 0 | 0 | 0 |
| 93 | MANAJER | 0 | 0 | 0 | 0 | 0 | 0 | 0 |
| 94 | TENAGA TATA USAHA | 0 | 0 | 0 | 0 | 0 | 0 | 0 |
| 95 | OPERATOR | 0 | 0 | 0 | 0 | 0 | 0 | 0 |
| 96 | PEKERJA PENGOLAHAN KERAJINAN | 0 | 0 | 0 | 0 | 0 | 0 | 0 |
| 97 | TEKNISI | 0 | 0 | 0 | 0 | 0 | 0 | 0 |
| 98 | ASISTEN AHLI | 0 | 0 | 0 | 0 | 0 | 0 | 0 |
| 99 | PEKERJAAN LAINNYA | 0 | 0 | 0 | 0 | 0 | 0 | 0 |
| JUMLAH | | 5.200 | 4.267 | 5.018 | 6.270 | 2.676 | 6.735 | 30.166 |

5.1.1.a. Penduduk Laki-laki Kecamatan Rasanae Barat Berdasarkan Jenis Pekerjaan

| NO. | PEKERJAAN | PARUGA | NAE | SARAE | TANJUNG | PANE | DARA | RASANAЕ BARAT |
|-----|----------------------------|--------|-----|-------|---------|------|-------|---------------|
| 1 | BELUM/TIDAK BEKERJA | 774 | 645 | 796 | 1.016 | 342 | 1.068 | 4.641 |
| 2 | MENGURUS RUMAH TANGGA | 0 | 0 | 0 | 0 | 0 | 0 | 0 |
| 3 | PELAJAR/MAHASISWA | 498 | 425 | 503 | 612 | 282 | 650 | 2.970 |
| 4 | PENSIUNAN | 39 | 44 | 49 | 26 | 43 | 30 | 231 |
| 5 | PEGAWAI NEGERI SIPIL (PNS) | 71 | 95 | 108 | 49 | 54 | 72 | 449 |
| 6 | TENTARA NASIONAL INDONESIA | 6 | 3 | 3 | 5 | 0 | 14 | 31 |
| 7 | KEPOLISIAN RI (POLRI) | 13 | 14 | 15 | 9 | 11 | 24 | 86 |
| 8 | PERDAGANGAN | 41 | 9 | 16 | 15 | 3 | 15 | 99 |
| 9 | PETANI/PEKEBUN | 24 | 21 | 30 | 20 | 8 | 99 | 202 |
| 10 | PETERNAK | 0 | 0 | 1 | 0 | 0 | 4 | 5 |
| 11 | NELAYAN/PERIKANAN | 3 | 5 | 12 | 88 | 11 | 109 | 228 |
| 12 | INDUSTRI | 0 | 0 | 0 | 0 | 0 | 0 | 0 |
| 13 | KONSTRUKSI | 2 | 2 | 0 | 0 | 0 | 0 | 4 |
| 14 | TRANSPORTASI | 7 | 9 | 12 | 0 | 5 | 16 | 49 |
| 15 | KARYAWAN SWASTA | 218 | 67 | 134 | 64 | 72 | 155 | 710 |
| 16 | KARYAWAN BUMN | 10 | 29 | 17 | 9 | 13 | 12 | 90 |
| 17 | KARYAWAN BUMD | 3 | 3 | 3 | 0 | 2 | 2 | 13 |
| 18 | KARYAWAN HONORER | 51 | 37 | 73 | 20 | 38 | 56 | 275 |
| 19 | BURUH HARIAN LEPAS | 65 | 45 | 42 | 120 | 35 | 75 | 382 |

| | | | | | | | | |
|----|-------------------------|---|----|----|----|----|----|----|
| 20 | BURUH TANI/PERKEBUNAN | 7 | 2 | 5 | 13 | 3 | 8 | 38 |
| 21 | BURUH NELAYAN/PERIKANAN | 1 | 2 | 0 | 21 | 2 | 6 | 32 |
| 22 | BURUH PETERNAKAN | 1 | 0 | 1 | 1 | 0 | 0 | 3 |
| 23 | PEMBANTU RUMAH TANGGA | 0 | 0 | 0 | 1 | 0 | 0 | 1 |
| 24 | TUKANG CUKUR | 1 | 0 | 0 | 0 | 0 | 0 | 1 |
| 25 | TUKANG LISTRIK | 0 | 0 | 0 | 1 | 0 | 0 | 1 |
| 26 | TUKANG BATU | 9 | 27 | 20 | 5 | 11 | 20 | 92 |
| 27 | TUKANG KAYU | 3 | 9 | 11 | 2 | 3 | 1 | 29 |
| 28 | TUKANG SOL SEPATU | 0 | 0 | 0 | 1 | 0 | 0 | 1 |
| 29 | TUKANG LAS/PANDAI BESI | 1 | 2 | 0 | 2 | 1 | 1 | 7 |
| 30 | TUKANG JAHIT | 2 | 3 | 2 | 1 | 2 | 1 | 11 |
| 31 | TUKANG GIGI | 0 | 0 | 0 | 0 | 0 | 1 | 1 |
| 32 | PENATA RIAS | 0 | 1 | 0 | 0 | 0 | 0 | 1 |
| 33 | PENATA BUSANA | 0 | 0 | 0 | 0 | 0 | 0 | 0 |
| 34 | PENATA RAMBUT | 0 | 0 | 1 | 0 | 0 | 0 | 1 |
| 35 | MEKANIK | 6 | 10 | 4 | 12 | 8 | 9 | 49 |
| 36 | SENIMAN | 0 | 2 | 0 | 0 | 1 | 0 | 3 |
| 37 | TABIB | 0 | 0 | 0 | 0 | 0 | 0 | 0 |
| 38 | PARAJI | 0 | 0 | 0 | 0 | 0 | 0 | 0 |
| 39 | PERANCANG BUSANA | 0 | 0 | 0 | 0 | 0 | 0 | 0 |
| 40 | PENTERJEMAH | 0 | 0 | 0 | 0 | 0 | 0 | 0 |

| | | | | | | | | |
|----|-----------------------------|---|---|---|---|---|---|----|
| 41 | IMAM MASJID | 0 | 0 | 1 | 1 | 0 | 0 | 2 |
| 42 | PENDETA | 1 | 0 | 1 | 1 | 0 | 0 | 3 |
| 43 | PASTOR | 0 | 0 | 0 | 0 | 0 | 0 | 0 |
| 44 | WARTAWAN | 5 | 2 | 2 | 1 | 0 | 1 | 11 |
| 45 | USTADZ/MUBALIGH | 0 | 1 | 0 | 0 | 0 | 0 | 1 |
| 46 | JURU MASAK | 0 | 0 | 0 | 0 | 0 | 0 | 0 |
| 47 | PROMOTOR ACARA | 0 | 0 | 0 | 0 | 0 | 0 | 0 |
| 48 | ANGGOTA DPR RI | 0 | 0 | 0 | 0 | 0 | 0 | 0 |
| 49 | ANGGOTA DPD RI | 0 | 0 | 0 | 0 | 0 | 0 | 0 |
| 50 | ANGGOTA BPK | 0 | 0 | 0 | 0 | 0 | 0 | 0 |
| 51 | PRESIDEN | 0 | 0 | 0 | 0 | 0 | 0 | 0 |
| 52 | WAKIL PRESIDEN | 0 | 0 | 0 | 0 | 0 | 0 | 0 |
| 53 | ANGGOTA MAHKAMAH KONSTITUSI | 0 | 0 | 0 | 0 | 0 | 0 | 0 |
| 54 | ANGGOTA KABINET KEMENTRIAN | 0 | 0 | 0 | 0 | 0 | 0 | 0 |
| 55 | DUTA BESAR | 0 | 0 | 0 | 0 | 0 | 0 | 0 |
| 56 | GUBERNUR | 0 | 0 | 0 | 0 | 0 | 0 | 0 |
| 57 | WAKIL GUBERNUR | 0 | 0 | 0 | 0 | 0 | 0 | 0 |
| 58 | BUPATI | 0 | 0 | 0 | 0 | 0 | 0 | 0 |
| 59 | WAKIL BUPATI | 0 | 0 | 0 | 0 | 0 | 0 | 0 |
| 60 | WALIKOTA | 0 | 0 | 0 | 0 | 0 | 0 | 0 |
| 61 | WAKIL WALIKOTA | 0 | 0 | 0 | 0 | 0 | 0 | 0 |

| | | | | | | | | |
|----|------------------------|----|----|----|----|----|----|-----|
| 62 | ANGGOTA DPRD PROP. | 1 | 0 | 0 | 0 | 0 | 0 | 1 |
| 63 | ANGGOTA DPRD KAB./KOTA | 2 | 0 | 1 | 0 | 1 | 0 | 4 |
| 64 | DOSEN | 4 | 9 | 5 | 4 | 7 | 6 | 35 |
| 65 | GURU | 5 | 13 | 30 | 8 | 10 | 5 | 71 |
| 66 | PILOT | 0 | 0 | 0 | 0 | 0 | 0 | 0 |
| 67 | PENGACARA | 2 | 1 | 3 | 0 | 1 | 2 | 9 |
| 68 | NOTARIS | 0 | 1 | 0 | 0 | 0 | 0 | 1 |
| 69 | ARSITEK | 0 | 0 | 0 | 0 | 0 | 0 | 0 |
| 70 | AKUNTAN | 0 | 0 | 0 | 0 | 0 | 0 | 0 |
| 71 | KONSULTAN | 0 | 0 | 0 | 0 | 1 | 0 | 1 |
| 72 | DOKTER | 1 | 1 | 4 | 1 | 0 | 0 | 7 |
| 73 | BIDAN | 0 | 0 | 0 | 0 | 0 | 0 | 0 |
| 74 | PERAWAT | 3 | 1 | 0 | 1 | 0 | 2 | 7 |
| 75 | APOTEKER | 0 | 0 | 0 | 1 | 0 | 0 | 1 |
| 76 | PSIKIATER/PSIKOLOG | 0 | 0 | 0 | 0 | 0 | 0 | 0 |
| 77 | PENYIAR TELEVISI | 0 | 0 | 0 | 0 | 0 | 0 | 0 |
| 78 | PENYIAR RADIO | 0 | 0 | 0 | 0 | 0 | 0 | 0 |
| 79 | PELAUT | 4 | 2 | 11 | 14 | 2 | 5 | 38 |
| 80 | PENELITI | 0 | 0 | 0 | 0 | 0 | 0 | 0 |
| 81 | SOPIR | 18 | 23 | 22 | 23 | 4 | 68 | 158 |
| 82 | PIALANG | 0 | 0 | 0 | 0 | 0 | 0 | 0 |

| | | | | | | | | |
|---------------|------------------------------|--------------|--------------|--------------|--------------|--------------|--------------|---------------|
| 83 | PARANORMAL | 0 | 0 | 0 | 0 | 0 | 0 | 0 |
| 84 | PEDAGANG | 31 | 7 | 21 | 17 | 1 | 21 | 98 |
| 85 | PERANGKAT DESA | 0 | 1 | 0 | 0 | 0 | 0 | 1 |
| 86 | KEPALA DESA | 0 | 0 | 0 | 0 | 0 | 0 | 0 |
| 87 | BIARAWAN/BIARAWATI | 0 | 0 | 0 | 0 | 0 | 0 | 0 |
| 88 | WIRASWASTA | 622 | 493 | 554 | 926 | 311 | 803 | 3.709 |
| 89 | ANGGOTA LEMB. TINGGI LAINNYA | 0 | 0 | 0 | 0 | 0 | 0 | 0 |
| 90 | ARTIS | 0 | 0 | 0 | 0 | 0 | 0 | 0 |
| 91 | ATLIT | 0 | 0 | 0 | 0 | 0 | 0 | 0 |
| 92 | CHEFF | 0 | 0 | 0 | 0 | 0 | 0 | 0 |
| 93 | MANAJER | 0 | 0 | 0 | 0 | 0 | 0 | 0 |
| 94 | TENAGA TATA USAHA | 0 | 0 | 0 | 0 | 0 | 0 | 0 |
| 95 | OPERATOR | 0 | 0 | 0 | 0 | 0 | 0 | 0 |
| 96 | PEKERJA PENGOLAHAN KERAJINAN | 0 | 0 | 0 | 0 | 0 | 0 | 0 |
| 97 | TEKNISI | 0 | 0 | 0 | 0 | 0 | 0 | 0 |
| 98 | ASISTEN AHLI | 0 | 0 | 0 | 0 | 0 | 0 | 0 |
| 99 | PEKERJAAN LAINNYA | 0 | 0 | 0 | 0 | 0 | 0 | 0 |
| JUMLAH | | 2.555 | 2.066 | 2.513 | 3.111 | 1.288 | 3.361 | 14.894 |

5.1.1.b. Penduduk Perempuan Kecamatan Rasanae Barat Berdasarkan Jenis Pekerjaan

| NO. | PEKERJAAN | PARUGA | NAE | SARAE | TANJUNG | PANE | DARA | RASANAЕ BARAT |
|-----|----------------------------|--------|-----|-------|---------|------|-------|---------------|
| 1 | BELUM/TIDAK BEKERJA | 706 | 570 | 691 | 834 | 355 | 865 | 4.021 |
| 2 | MENGURUS RUMAH TANGGA | 1.046 | 824 | 869 | 1.354 | 500 | 1.489 | 6.082 |
| 3 | PELAJAR/MAHASISWA | 463 | 418 | 430 | 573 | 237 | 599 | 2.720 |
| 4 | PENSIUNAN | 16 | 23 | 16 | 7 | 15 | 4 | 81 |
| 5 | PEGAWAI NEGERI SIPIL (PNS) | 67 | 70 | 88 | 37 | 64 | 77 | 403 |
| 6 | TENTARA NASIONAL INDONESIA | 0 | 0 | 0 | 0 | 0 | 0 | 0 |
| 7 | KEPOLISIAN RI (POLRI) | 0 | 0 | 1 | 0 | 0 | 0 | 1 |
| 8 | PERDAGANGAN | 26 | 7 | 14 | 7 | 5 | 12 | 71 |
| 9 | PETANI/PEKEBUN | 4 | 0 | 2 | 1 | 0 | 6 | 13 |
| 10 | PETERNAK | 0 | 0 | 0 | 0 | 0 | 0 | 0 |
| 11 | NELAYAN/PERIKANAN | 0 | 0 | 0 | 2 | 0 | 1 | 3 |
| 12 | INDUSTRI | 0 | 0 | 0 | 0 | 0 | 0 | 0 |
| 13 | KONSTRUKSI | 0 | 1 | 0 | 0 | 0 | 0 | 1 |
| 14 | TRANSPORTASI | 0 | 0 | 0 | 0 | 0 | 0 | 0 |
| 15 | KARYAWAN SWASTA | 59 | 41 | 52 | 35 | 32 | 45 | 264 |
| 16 | KARYAWAN BUMN | 4 | 5 | 4 | 5 | 7 | 6 | 31 |
| 17 | KARYAWAN BUMD | 2 | 1 | 1 | 1 | 0 | 3 | 8 |
| 18 | KARYAWAN HONORER | 64 | 55 | 86 | 33 | 44 | 55 | 337 |
| 19 | BURUH HARIAN LEPAS | 0 | 0 | 0 | 1 | 1 | 1 | 3 |

| | | | | | | | | |
|----|-------------------------|---|---|---|---|---|---|----|
| 20 | BURUH TANI/PERKEBUNAN | 0 | 1 | 1 | 0 | 0 | 3 | 5 |
| 21 | BURUH NELAYAN/PERIKANAN | 0 | 0 | 0 | 0 | 0 | 0 | 0 |
| 22 | BURUH PETERNAKAN | 0 | 0 | 0 | 0 | 0 | 0 | 0 |
| 23 | PEMBANTU RUMAH TANGGA | 5 | 1 | 4 | 6 | 4 | 0 | 20 |
| 24 | TUKANG CUKUR | 0 | 0 | 0 | 0 | 0 | 0 | 0 |
| 25 | TUKANG LISTRIK | 0 | 0 | 0 | 0 | 0 | 0 | 0 |
| 26 | TUKANG BATU | 0 | 0 | 0 | 0 | 0 | 0 | 0 |
| 27 | TUKANG KAYU | 0 | 0 | 0 | 0 | 0 | 0 | 0 |
| 28 | TUKANG SOL SEPATU | 0 | 0 | 0 | 0 | 0 | 0 | 0 |
| 29 | TUKANG LAS/PANDAI BESI | 0 | 0 | 0 | 0 | 0 | 0 | 0 |
| 30 | TUKANG JAHIT | 4 | 5 | 1 | 1 | 2 | 1 | 14 |
| 31 | TUKANG GIGI | 0 | 0 | 0 | 0 | 0 | 0 | 0 |
| 32 | PENATA RIAS | 0 | 0 | 0 | 2 | 0 | 0 | 2 |
| 33 | PENATA BUSANA | 0 | 0 | 0 | 0 | 0 | 0 | 0 |
| 34 | PENATA RAMBUT | 1 | 0 | 1 | 0 | 0 | 0 | 2 |
| 35 | MEKANIK | 0 | 0 | 0 | 0 | 0 | 0 | 0 |
| 36 | SENIMAN | 0 | 1 | 0 | 0 | 0 | 0 | 1 |
| 37 | TABIB | 0 | 0 | 0 | 0 | 0 | 0 | 0 |
| 38 | PARAJI | 0 | 0 | 0 | 0 | 0 | 0 | 0 |
| 39 | PERANCANG BUSANA | 0 | 0 | 0 | 0 | 1 | 0 | 1 |
| 40 | PENTERJEMAH | 0 | 0 | 0 | 0 | 0 | 0 | 0 |

| | | | | | | | | |
|----|-----------------------------|---|---|---|---|---|---|---|
| 41 | IMAM MASJID | 0 | 0 | 0 | 0 | 0 | 0 | 0 |
| 42 | PENDETA | 0 | 0 | 0 | 0 | 0 | 0 | 0 |
| 43 | PASTOR | 0 | 0 | 0 | 0 | 0 | 0 | 0 |
| 44 | WARTAWAN | 0 | 0 | 0 | 1 | 0 | 0 | 1 |
| 45 | USTADZ/MUBALIGH | 0 | 0 | 0 | 0 | 0 | 0 | 0 |
| 46 | JURU MASAK | 0 | 0 | 0 | 0 | 0 | 0 | 0 |
| 47 | PROMOTOR ACARA | 0 | 0 | 0 | 0 | 0 | 0 | 0 |
| 48 | ANGGOTA DPR RI | 0 | 0 | 0 | 0 | 0 | 0 | 0 |
| 49 | ANGGOTA DPD RI | 0 | 0 | 0 | 0 | 0 | 0 | 0 |
| 50 | ANGGOTA BPK | 0 | 0 | 0 | 0 | 0 | 0 | 0 |
| 51 | PRESIDEN | 0 | 0 | 0 | 0 | 0 | 0 | 0 |
| 52 | WAKIL PRESIDEN | 0 | 0 | 0 | 0 | 0 | 0 | 0 |
| 53 | ANGGOTA MAHKAMAH KONSTITUSI | 0 | 0 | 0 | 0 | 0 | 0 | 0 |
| 54 | ANGGOTA KABINET KEMENTRIAN | 0 | 0 | 0 | 0 | 0 | 0 | 0 |
| 55 | DUTA BESAR | 0 | 0 | 0 | 0 | 0 | 0 | 0 |
| 56 | GUBERNUR | 0 | 0 | 0 | 0 | 0 | 0 | 0 |
| 57 | WAKIL GUBERNUR | 0 | 0 | 0 | 0 | 0 | 0 | 0 |
| 58 | BUPATI | 0 | 0 | 1 | 0 | 0 | 0 | 1 |
| 59 | WAKIL BUPATI | 0 | 0 | 0 | 0 | 0 | 0 | 0 |
| 60 | WALIKOTA | 0 | 0 | 0 | 0 | 0 | 0 | 0 |
| 61 | WAKIL WALIKOTA | 0 | 0 | 0 | 0 | 0 | 0 | 0 |

| | | | | | | | | |
|----|------------------------|----|----|----|----|----|----|-----|
| 62 | ANGGOTA DPRD PROP. | 0 | 0 | 0 | 0 | 0 | 0 | 0 |
| 63 | ANGGOTA DPRD KAB./KOTA | 0 | 0 | 0 | 0 | 0 | 0 | 0 |
| 64 | DOSEN | 4 | 7 | 8 | 3 | 2 | 5 | 29 |
| 65 | GURU | 14 | 23 | 57 | 12 | 17 | 33 | 156 |
| 66 | PILOT | 0 | 0 | 0 | 0 | 0 | 0 | 0 |
| 67 | PENGACARA | 0 | 0 | 0 | 0 | 0 | 0 | 0 |
| 68 | NOTARIS | 0 | 0 | 0 | 0 | 0 | 1 | 1 |
| 69 | ARSITEK | 0 | 0 | 0 | 0 | 0 | 0 | 0 |
| 70 | AKUNTAN | 0 | 0 | 0 | 0 | 0 | 0 | 0 |
| 71 | KONSULTAN | 0 | 0 | 0 | 0 | 0 | 0 | 0 |
| 72 | DOKTER | 2 | 0 | 4 | 4 | 1 | 1 | 12 |
| 73 | BIDAN | 3 | 4 | 9 | 6 | 2 | 3 | 27 |
| 74 | PERAWAT | 2 | 4 | 3 | 5 | 4 | 3 | 21 |
| 75 | APOTEKER | 0 | 1 | 2 | 1 | 0 | 0 | 4 |
| 76 | PSIKIATER/PSIKOLOG | 0 | 0 | 0 | 0 | 0 | 0 | 0 |
| 77 | PENYIAR TELEVISI | 0 | 0 | 0 | 0 | 0 | 0 | 0 |
| 78 | PENYIAR RADIO | 0 | 0 | 0 | 0 | 0 | 0 | 0 |
| 79 | PELAUT | 0 | 0 | 0 | 0 | 0 | 0 | 0 |
| 80 | PENELITI | 0 | 0 | 0 | 0 | 0 | 0 | 0 |
| 81 | SOPIR | 0 | 0 | 0 | 0 | 0 | 0 | 0 |
| 82 | PIALANG | 0 | 0 | 0 | 0 | 0 | 0 | 0 |

| | | | | | | | | |
|---------------|------------------------------|--------------|--------------|--------------|--------------|--------------|--------------|---------------|
| 83 | PARANORMAL | 0 | 0 | 0 | 0 | 0 | 0 | 0 |
| 84 | PEDAGANG | 20 | 26 | 25 | 26 | 7 | 16 | 120 |
| 85 | PERANGKAT DESA | 0 | 0 | 1 | 0 | 0 | 0 | 1 |
| 86 | KEPALA DESA | 0 | 0 | 0 | 0 | 0 | 0 | 0 |
| 87 | BIARAWAN/BIARAWATI | 0 | 0 | 0 | 0 | 0 | 0 | 0 |
| 88 | WIRASWASTA | 133 | 113 | 134 | 202 | 88 | 145 | 815 |
| 89 | ANGGOTA LEMB. TINGGI LAINNYA | 0 | 0 | 0 | 0 | 0 | 0 | 0 |
| 90 | ARTIS | 0 | 0 | 0 | 0 | 0 | 0 | 0 |
| 91 | ATLIT | 0 | 0 | 0 | 0 | 0 | 0 | 0 |
| 92 | CHEFF | 0 | 0 | 0 | 0 | 0 | 0 | 0 |
| 93 | MANAJER | 0 | 0 | 0 | 0 | 0 | 0 | 0 |
| 94 | TENAGA TATA USAHA | 0 | 0 | 0 | 0 | 0 | 0 | 0 |
| 95 | OPERATOR | 0 | 0 | 0 | 0 | 0 | 0 | 0 |
| 96 | PEKERJA PENGOLAHAN KERAJINAN | 0 | 0 | 0 | 0 | 0 | 0 | 0 |
| 97 | TEKNISI | 0 | 0 | 0 | 0 | 0 | 0 | 0 |
| 98 | ASISTEN AHLI | 0 | 0 | 0 | 0 | 0 | 0 | 0 |
| 99 | PEKERJAAN LAINNYA | 0 | 0 | 0 | 0 | 0 | 0 | 0 |
| JUMLAH | | 2.645 | 2.201 | 2.505 | 3.159 | 1.388 | 3.374 | 15.272 |

5.1.2. Penduduk Kecamatan Rasanae Timur Berdasarkan Jenis Pekerjaan

| NO. | PEKERJAAN | KUMBE | LAMPE | DODU | NUNGGGA | KODO | OI FO'O | LELAMASE | OIMBO | RASANA E TIMUR |
|-----|----------------------------|-------|-------|-------|---------|------|---------|----------|-------|----------------|
| 1 | BELUM/TIDAK BEKERJA | 1.216 | 508 | 1.034 | 852 | 628 | 735 | 642 | 537 | 6.152 |
| 2 | MENGURUS RUMAH TANGGA | 925 | 386 | 847 | 631 | 490 | 607 | 586 | 445 | 4.917 |
| 3 | PELAJAR/MAHASISWA | 549 | 222 | 400 | 321 | 340 | 261 | 258 | 286 | 2.637 |
| 4 | PENSIUNAN | 46 | 4 | 20 | 7 | 31 | 2 | 1 | 15 | 126 |
| 5 | PEGAWAI NEGERI SIPIL (PNS) | 146 | 32 | 63 | 37 | 82 | 11 | 13 | 54 | 438 |
| 6 | TENTARA NASIONAL INDONESIA | 12 | 2 | 7 | 4 | 4 | 1 | 2 | 3 | 35 |
| 7 | KEPOLISIAN RI (POLRI) | 20 | 8 | 8 | 9 | 24 | 0 | 2 | 9 | 80 |
| 8 | PERDAGANGAN | 14 | 0 | 2 | 1 | 6 | 0 | 1 | 5 | 29 |
| 9 | PETANI/PEKEBUN | 280 | 188 | 443 | 362 | 189 | 450 | 300 | 180 | 2.392 |
| 10 | PETERNAK | 1 | 0 | 4 | 1 | 0 | 1 | 1 | 1 | 9 |
| 11 | NELAYAN/PERIKANAN | 1 | 0 | 0 | 0 | 0 | 3 | 1 | 1 | 6 |
| 12 | INDUSTRI | 0 | 0 | 1 | 0 | 1 | 0 | 0 | 0 | 2 |
| 13 | KONSTRUKSI | 0 | 0 | 0 | 0 | 0 | 0 | 0 | 0 | 0 |
| 14 | TRANSPORTASI | 5 | 0 | 2 | 0 | 1 | 1 | 1 | 3 | 13 |
| 15 | KARYAWAN SWASTA | 86 | 28 | 101 | 39 | 89 | 22 | 27 | 31 | 423 |
| 16 | KARYAWAN BUMN | 11 | 1 | 0 | 1 | 7 | 1 | 0 | 1 | 22 |
| 17 | KARYAWAN BUMD | 3 | 0 | 1 | 0 | 0 | 0 | 0 | 1 | 5 |
| 18 | KARYAWAN HONORER | 135 | 52 | 84 | 62 | 106 | 38 | 42 | 62 | 581 |
| 19 | BURUH HARIAN LEPAS | 7 | 7 | 10 | 1 | 4 | 0 | 8 | 15 | 52 |

| | | | | | | | | | | |
|----|-------------------------|----|----|----|----|---|----|----|----|-----|
| 20 | BURUH TANI/PERKEBUNAN | 64 | 14 | 27 | 39 | 9 | 12 | 75 | 26 | 266 |
| 21 | BURUH NELAYAN/PERIKANAN | 1 | 0 | 0 | 0 | 0 | 0 | 0 | 0 | 1 |
| 22 | BURUH PETERNAKAN | 0 | 0 | 1 | 0 | 0 | 0 | 1 | 0 | 2 |
| 23 | PEMBANTU RUMAH TANGGA | 2 | 0 | 1 | 2 | 1 | 0 | 0 | 0 | 6 |
| 24 | TUKANG CUKUR | 0 | 0 | 0 | 1 | 0 | 0 | 0 | 1 | 2 |
| 25 | TUKANG LISTRIK | 1 | 0 | 1 | 0 | 0 | 0 | 0 | 0 | 2 |
| 26 | TUKANG BATU | 23 | 1 | 7 | 2 | 4 | 0 | 1 | 9 | 47 |
| 27 | TUKANG KAYU | 19 | 1 | 7 | 2 | 5 | 0 | 1 | 2 | 37 |
| 28 | TUKANG SOL SEPATU | 0 | 0 | 0 | 0 | 0 | 0 | 0 | 0 | 0 |
| 29 | TUKANG LAS/PANDAI BESI | 4 | 0 | 0 | 0 | 0 | 0 | 0 | 0 | 4 |
| 30 | TUKANG JAHIT | 0 | 0 | 1 | 0 | 0 | 0 | 0 | 0 | 1 |
| 31 | TUKANG GIGI | 0 | 0 | 0 | 0 | 0 | 0 | 0 | 0 | 0 |
| 32 | PENATA RIAS | 0 | 0 | 0 | 0 | 0 | 0 | 0 | 0 | 0 |
| 33 | PENATA BUSANA | 0 | 0 | 0 | 0 | 0 | 0 | 0 | 0 | 0 |
| 34 | PENATA RAMBUT | 0 | 0 | 0 | 0 | 0 | 0 | 0 | 1 | 1 |
| 35 | MEKANIK | 0 | 1 | 1 | 0 | 0 | 0 | 0 | 2 | 4 |
| 36 | SENIMAN | 0 | 0 | 0 | 0 | 0 | 0 | 0 | 0 | 0 |
| 37 | TABIB | 0 | 0 | 0 | 0 | 0 | 0 | 0 | 0 | 0 |
| 38 | PARAJI | 0 | 0 | 0 | 0 | 0 | 0 | 0 | 0 | 0 |
| 39 | PERANCANG BUSANA | 0 | 0 | 0 | 0 | 0 | 0 | 0 | 0 | 0 |
| 40 | PENTERJEMAH | 0 | 0 | 0 | 0 | 0 | 0 | 0 | 0 | 0 |

| | | | | | | | | | | |
|----|-----------------------------|---|---|---|---|---|---|---|---|---|
| 41 | IMAM MASJID | 0 | 0 | 0 | 0 | 0 | 0 | 0 | 0 | 0 |
| 42 | PENDETA | 0 | 0 | 0 | 0 | 0 | 0 | 0 | 0 | 0 |
| 43 | PASTOR | 0 | 0 | 0 | 0 | 0 | 0 | 0 | 0 | 0 |
| 44 | WARTAWAN | 0 | 0 | 1 | 0 | 1 | 0 | 1 | 1 | 4 |
| 45 | USTADZ/MUBALIGH | 0 | 0 | 0 | 0 | 0 | 0 | 0 | 0 | 0 |
| 46 | JURU MASAK | 0 | 0 | 0 | 0 | 0 | 0 | 0 | 0 | 0 |
| 47 | PROMOTOR ACARA | 0 | 0 | 0 | 0 | 0 | 0 | 0 | 0 | 0 |
| 48 | ANGGOTA DPR RI | 0 | 0 | 0 | 0 | 0 | 0 | 0 | 0 | 0 |
| 49 | ANGGOTA DPD RI | 0 | 0 | 0 | 0 | 0 | 0 | 0 | 0 | 0 |
| 50 | ANGGOTA BPK | 0 | 0 | 0 | 0 | 0 | 0 | 0 | 0 | 0 |
| 51 | PRESIDEN | 0 | 0 | 0 | 0 | 0 | 0 | 0 | 0 | 0 |
| 52 | WAKIL PRESIDEN | 0 | 0 | 0 | 0 | 0 | 0 | 0 | 0 | 0 |
| 53 | ANGGOTA MAHKAMAH KONSTITUSI | 0 | 0 | 0 | 0 | 0 | 0 | 0 | 0 | 0 |
| 54 | ANGGOTA KABINET KEMENTRIAN | 0 | 0 | 0 | 0 | 0 | 0 | 0 | 0 | 0 |
| 55 | DUTA BESAR | 0 | 0 | 0 | 0 | 0 | 0 | 0 | 0 | 0 |
| 56 | GUBERNUR | 0 | 0 | 0 | 0 | 0 | 0 | 0 | 0 | 0 |
| 57 | WAKIL GUBERNUR | 0 | 0 | 0 | 0 | 0 | 0 | 0 | 0 | 0 |
| 58 | BUPATI | 0 | 0 | 0 | 0 | 0 | 0 | 0 | 0 | 0 |
| 59 | WAKIL BUPATI | 0 | 0 | 0 | 0 | 0 | 0 | 0 | 0 | 0 |
| 60 | WALIKOTA | 0 | 0 | 0 | 0 | 0 | 0 | 0 | 0 | 0 |
| 61 | WAKIL WALIKOTA | 0 | 0 | 0 | 0 | 0 | 0 | 0 | 0 | 0 |

| | | | | | | | | | | |
|----|------------------------|----|----|----|---|----|---|---|----|-----|
| 62 | ANGGOTA DPRD PROP. | 0 | 0 | 0 | 0 | 0 | 0 | 0 | 0 | 0 |
| 63 | ANGGOTA DPRD KAB./KOTA | 0 | 0 | 0 | 0 | 0 | 0 | 0 | 0 | 0 |
| 64 | DOSEN | 0 | 0 | 6 | 0 | 0 | 0 | 0 | 1 | 7 |
| 65 | GURU | 33 | 13 | 13 | 8 | 37 | 2 | 2 | 11 | 119 |
| 66 | PILOT | 0 | 0 | 0 | 0 | 0 | 0 | 0 | 0 | 0 |
| 67 | PENGACARA | 1 | 0 | 0 | 0 | 0 | 0 | 0 | 0 | 1 |
| 68 | NOTARIS | 1 | 0 | 0 | 0 | 0 | 0 | 0 | 0 | 1 |
| 69 | ARSITEK | 0 | 0 | 0 | 0 | 0 | 0 | 0 | 0 | 0 |
| 70 | AKUNTAN | 0 | 0 | 0 | 0 | 0 | 0 | 0 | 0 | 0 |
| 71 | KONSULTAN | 1 | 0 | 0 | 0 | 0 | 0 | 0 | 0 | 1 |
| 72 | DOKTER | 1 | 0 | 0 | 0 | 1 | 0 | 0 | 0 | 2 |
| 73 | BIDAN | 7 | 2 | 2 | 1 | 1 | 0 | 0 | 2 | 15 |
| 74 | PERAWAT | 4 | 3 | 3 | 1 | 7 | 0 | 1 | 5 | 24 |
| 75 | APOTEKER | 0 | 0 | 0 | 0 | 0 | 0 | 0 | 0 | 0 |
| 76 | PSIKIATER/PSIKOLOG | 0 | 0 | 0 | 0 | 0 | 0 | 0 | 0 | 0 |
| 77 | PENYIAR TELEVISI | 0 | 0 | 0 | 0 | 0 | 0 | 0 | 0 | 0 |
| 78 | PENYIAR RADIO | 0 | 0 | 0 | 0 | 0 | 0 | 0 | 0 | 0 |
| 79 | PELAUT | 0 | 0 | 0 | 0 | 0 | 0 | 0 | 0 | 0 |
| 80 | PENELITI | 0 | 0 | 0 | 0 | 0 | 0 | 0 | 0 | 0 |
| 81 | SOPIR | 11 | 53 | 6 | 1 | 17 | 1 | 7 | 23 | 119 |
| 82 | PIALANG | 0 | 0 | 0 | 0 | 0 | 0 | 0 | 0 | 0 |

| | | | | | | | | | | |
|---------------|---------------------------------|--------------|--------------|--------------|--------------|--------------|--------------|--------------|--------------|---------------|
| 83 | PARANORMAL | 0 | 0 | 0 | 0 | 0 | 0 | 0 | 0 | 0 |
| 84 | PEDAGANG | 3 | 2 | 4 | 2 | 5 | 0 | 1 | 6 | 23 |
| 85 | PERANGKAT DESA | 0 | 0 | 0 | 0 | 0 | 0 | 0 | 0 | 0 |
| 86 | KEPALA DESA | 0 | 0 | 0 | 0 | 0 | 0 | 0 | 0 | 0 |
| 87 | BIARAWAN/BIARAWATI | 0 | 0 | 0 | 0 | 0 | 0 | 0 | 0 | 0 |
| 88 | WIRASWASTA | 237 | 77 | 132 | 71 | 132 | 46 | 59 | 98 | 852 |
| 89 | ANGGOTA LEMB. TINGGI LAINNYA | 0 | 0 | 0 | 0 | 0 | 0 | 0 | 0 | 0 |
| 90 | ARTIS | 0 | 0 | 0 | 0 | 0 | 0 | 0 | 0 | 0 |
| 91 | ATLIT | 0 | 0 | 0 | 0 | 0 | 0 | 0 | 0 | 0 |
| 92 | CHEFF | 0 | 0 | 0 | 0 | 0 | 0 | 0 | 0 | 0 |
| 93 | MANAJER | 0 | 0 | 0 | 0 | 0 | 0 | 0 | 0 | 0 |
| 94 | TENAGA TATA USAHA | 0 | 0 | 0 | 0 | 0 | 0 | 0 | 0 | 0 |
| 95 | OPERATOR | 0 | 0 | 0 | 0 | 0 | 0 | 0 | 0 | 0 |
| 96 | PEKERJA PENGOLAHAN KERAJINAN | 0 | 0 | 0 | 0 | 0 | 0 | 0 | 0 | 0 |
| 97 | TEKNISI | 0 | 0 | 0 | 0 | 0 | 0 | 0 | 0 | 0 |
| 98 | ASISTEN AHLI | 0 | 0 | 0 | 0 | 0 | 0 | 0 | 0 | 0 |
| 99 | PEKERJAAN LAINNYA | 0 | 0 | 0 | 0 | 0 | 1 | 0 | 0 | 1 |
| JUMLAH | | 3.870 | 1.605 | 3.240 | 2.458 | 2.222 | 2.195 | 2.034 | 1.837 | 19.461 |

5.1.2.a. Penduduk Laki-laki Kecamatan Rasanae Timur Berdasarkan Jenis Pekerjaan

| NO. | PEKERJAAN | KUMBE | LAMPE | DODU | NUNGGGA | KODO | OI FO'O | LELAMASE | OIMBO | RASANA E TIMUR |
|-----|----------------------------|-------|-------|------|---------|------|---------|----------|-------|----------------|
| 1 | BELUM/TIDAK BEKERJA | 691 | 265 | 558 | 482 | 328 | 388 | 370 | 287 | 3.369 |
| 2 | MENGURUS RUMAH TANGGA | 0 | 0 | 0 | 0 | 0 | 0 | 0 | 0 | 0 |
| 3 | PELAJAR/MAHASISWA | 269 | 104 | 217 | 162 | 166 | 149 | 120 | 147 | 1.334 |
| 4 | PENSIUNAN | 37 | 4 | 18 | 7 | 25 | 2 | 1 | 11 | 105 |
| 5 | PEGAWAI NEGERI SIPIL (PNS) | 85 | 17 | 41 | 24 | 46 | 9 | 6 | 38 | 266 |
| 6 | TENTARA NASIONAL INDONESIA | 12 | 2 | 7 | 4 | 4 | 1 | 2 | 3 | 35 |
| 7 | KEPOLISIAN RI (POLRI) | 20 | 8 | 8 | 9 | 23 | 0 | 2 | 9 | 79 |
| 8 | PERDAGANGAN | 4 | 0 | 2 | 1 | 3 | 0 | 0 | 2 | 12 |
| 9 | PETANI/PEKEBUN | 277 | 185 | 436 | 357 | 184 | 445 | 295 | 179 | 2.358 |
| 10 | PETERNAK | 1 | 0 | 3 | 1 | 0 | 1 | 1 | 1 | 8 |
| 11 | NELAYAN/PERIKANAN | 1 | 0 | 0 | 0 | 0 | 3 | 1 | 1 | 6 |
| 12 | INDUSTRI | 0 | 0 | 1 | 0 | 1 | 0 | 0 | 0 | 2 |
| 13 | KONSTRUKSI | 0 | 0 | 0 | 0 | 0 | 0 | 0 | 0 | 0 |
| 14 | TRANSPORTASI | 5 | 0 | 2 | 0 | 1 | 1 | 1 | 3 | 13 |
| 15 | KARYAWAN SWASTA | 68 | 25 | 77 | 34 | 77 | 18 | 23 | 25 | 347 |
| 16 | KARYAWAN BUMN | 8 | 1 | 0 | 1 | 6 | 1 | 0 | 1 | 18 |
| 17 | KARYAWAN BUMD | 3 | 0 | 1 | 0 | 0 | 0 | 0 | 1 | 5 |
| 18 | KARYAWAN HONORER | 70 | 19 | 44 | 35 | 42 | 25 | 24 | 29 | 288 |
| 19 | BURUH HARIAN LEPAS | 7 | 7 | 9 | 1 | 4 | 0 | 8 | 15 | 51 |

| | | | | | | | | | | |
|----|-------------------------|----|----|----|----|---|----|----|----|-----|
| 20 | BURUH TANI/PERKEBUNAN | 63 | 13 | 27 | 37 | 9 | 12 | 74 | 26 | 261 |
| 21 | BURUH NELAYAN/PERIKANAN | 1 | 0 | 0 | 0 | 0 | 0 | 0 | 0 | 1 |
| 22 | BURUH PETERNAKAN | 0 | 0 | 0 | 0 | 0 | 0 | 0 | 0 | 0 |
| 23 | PEMBANTU RUMAH TANGGA | 0 | 0 | 0 | 0 | 0 | 0 | 0 | 0 | 0 |
| 24 | TUKANG CUKUR | 0 | 0 | 0 | 1 | 0 | 0 | 0 | 1 | 2 |
| 25 | TUKANG LISTRIK | 1 | 0 | 1 | 0 | 0 | 0 | 0 | 0 | 2 |
| 26 | TUKANG BATU | 23 | 1 | 7 | 2 | 4 | 0 | 1 | 9 | 47 |
| 27 | TUKANG KAYU | 19 | 1 | 7 | 2 | 5 | 0 | 1 | 2 | 37 |
| 28 | TUKANG SOL SEPATU | 0 | 0 | 0 | 0 | 0 | 0 | 0 | 0 | 0 |
| 29 | TUKANG LAS/PANDAI BESI | 4 | 0 | 0 | 0 | 0 | 0 | 0 | 0 | 4 |
| 30 | TUKANG JAHIT | 0 | 0 | 0 | 0 | 0 | 0 | 0 | 0 | 0 |
| 31 | TUKANG GIGI | 0 | 0 | 0 | 0 | 0 | 0 | 0 | 0 | 0 |
| 32 | PENATA RIAS | 0 | 0 | 0 | 0 | 0 | 0 | 0 | 0 | 0 |
| 33 | PENATA BUSANA | 0 | 0 | 0 | 0 | 0 | 0 | 0 | 0 | 0 |
| 34 | PENATA RAMBUT | 0 | 0 | 0 | 0 | 0 | 0 | 0 | 1 | 1 |
| 35 | MEKANIK | 0 | 1 | 1 | 0 | 0 | 0 | 0 | 2 | 4 |
| 36 | SENIMAN | 0 | 0 | 0 | 0 | 0 | 0 | 0 | 0 | 0 |
| 37 | TABIB | 0 | 0 | 0 | 0 | 0 | 0 | 0 | 0 | 0 |
| 38 | PARAJI | 0 | 0 | 0 | 0 | 0 | 0 | 0 | 0 | 0 |
| 39 | PERANCANG BUSANA | 0 | 0 | 0 | 0 | 0 | 0 | 0 | 0 | 0 |
| 40 | PENTERJEMAH | 0 | 0 | 0 | 0 | 0 | 0 | 0 | 0 | 0 |

| | | | | | | | | | | |
|----|-----------------------------|---|---|---|---|---|---|---|---|---|
| 41 | IMAM MASJID | 0 | 0 | 0 | 0 | 0 | 0 | 0 | 0 | 0 |
| 42 | PENDETA | 0 | 0 | 0 | 0 | 0 | 0 | 0 | 0 | 0 |
| 43 | PASTOR | 0 | 0 | 0 | 0 | 0 | 0 | 0 | 0 | 0 |
| 44 | WARTAWAN | 0 | 0 | 1 | 0 | 1 | 0 | 1 | 1 | 4 |
| 45 | USTADZ/MUBALIGH | 0 | 0 | 0 | 0 | 0 | 0 | 0 | 0 | 0 |
| 46 | JURU MASAK | 0 | 0 | 0 | 0 | 0 | 0 | 0 | 0 | 0 |
| 47 | PROMOTOR ACARA | 0 | 0 | 0 | 0 | 0 | 0 | 0 | 0 | 0 |
| 48 | ANGGOTA DPR RI | 0 | 0 | 0 | 0 | 0 | 0 | 0 | 0 | 0 |
| 49 | ANGGOTA DPD RI | 0 | 0 | 0 | 0 | 0 | 0 | 0 | 0 | 0 |
| 50 | ANGGOTA BPK | 0 | 0 | 0 | 0 | 0 | 0 | 0 | 0 | 0 |
| 51 | PRESIDEN | 0 | 0 | 0 | 0 | 0 | 0 | 0 | 0 | 0 |
| 52 | WAKIL PRESIDEN | 0 | 0 | 0 | 0 | 0 | 0 | 0 | 0 | 0 |
| 53 | ANGGOTA MAHKAMAH KONSTITUSI | 0 | 0 | 0 | 0 | 0 | 0 | 0 | 0 | 0 |
| 54 | ANGGOTA KABINET KEMENTRIAN | 0 | 0 | 0 | 0 | 0 | 0 | 0 | 0 | 0 |
| 55 | DUTA BESAR | 0 | 0 | 0 | 0 | 0 | 0 | 0 | 0 | 0 |
| 56 | GUBERNUR | 0 | 0 | 0 | 0 | 0 | 0 | 0 | 0 | 0 |
| 57 | WAKIL GUBERNUR | 0 | 0 | 0 | 0 | 0 | 0 | 0 | 0 | 0 |
| 58 | BUPATI | 0 | 0 | 0 | 0 | 0 | 0 | 0 | 0 | 0 |
| 59 | WAKIL BUPATI | 0 | 0 | 0 | 0 | 0 | 0 | 0 | 0 | 0 |
| 60 | WALIKOTA | 0 | 0 | 0 | 0 | 0 | 0 | 0 | 0 | 0 |
| 61 | WAKIL WALIKOTA | 0 | 0 | 0 | 0 | 0 | 0 | 0 | 0 | 0 |

| | | | | | | | | | | |
|----|------------------------|----|----|---|---|----|---|---|----|-----|
| 62 | ANGGOTA DPRD PROP. | 0 | 0 | 0 | 0 | 0 | 0 | 0 | 0 | 0 |
| 63 | ANGGOTA DPRD KAB./KOTA | 0 | 0 | 0 | 0 | 0 | 0 | 0 | 0 | 0 |
| 64 | DOSEN | 0 | 0 | 3 | 0 | 0 | 0 | 0 | 0 | 3 |
| 65 | GURU | 9 | 4 | 9 | 4 | 13 | 1 | 2 | 5 | 47 |
| 66 | PILOT | 0 | 0 | 0 | 0 | 0 | 0 | 0 | 0 | 0 |
| 67 | PENGACARA | 1 | 0 | 0 | 0 | 0 | 0 | 0 | 0 | 1 |
| 68 | NOTARIS | 0 | 0 | 0 | 0 | 0 | 0 | 0 | 0 | 0 |
| 69 | ARSITEK | 0 | 0 | 0 | 0 | 0 | 0 | 0 | 0 | 0 |
| 70 | AKUNTAN | 0 | 0 | 0 | 0 | 0 | 0 | 0 | 0 | 0 |
| 71 | KONSULTAN | 1 | 0 | 0 | 0 | 0 | 0 | 0 | 0 | 1 |
| 72 | DOKTER | 0 | 0 | 0 | 0 | 1 | 0 | 0 | 0 | 1 |
| 73 | BIDAN | 0 | 0 | 0 | 0 | 0 | 0 | 0 | 0 | 0 |
| 74 | PERAWAT | 3 | 2 | 1 | 1 | 0 | 0 | 1 | 0 | 8 |
| 75 | APOTEKER | 0 | 0 | 0 | 0 | 0 | 0 | 0 | 0 | 0 |
| 76 | PSIKIATER/PSIKOLOG | 0 | 0 | 0 | 0 | 0 | 0 | 0 | 0 | 0 |
| 77 | PENYIAR TELEVISI | 0 | 0 | 0 | 0 | 0 | 0 | 0 | 0 | 0 |
| 78 | PENYIAR RADIO | 0 | 0 | 0 | 0 | 0 | 0 | 0 | 0 | 0 |
| 79 | PELAUT | 0 | 0 | 0 | 0 | 0 | 0 | 0 | 0 | 0 |
| 80 | PENELITI | 0 | 0 | 0 | 0 | 0 | 0 | 0 | 0 | 0 |
| 81 | SOPIR | 11 | 53 | 6 | 1 | 17 | 1 | 7 | 23 | 119 |
| 82 | PIALANG | 0 | 0 | 0 | 0 | 0 | 0 | 0 | 0 | 0 |

| | | | | | | | | | | |
|---------------|------------------------------|--------------|------------|--------------|--------------|--------------|--------------|------------|------------|--------------|
| 83 | PARANORMAL | 0 | 0 | 0 | 0 | 0 | 0 | 0 | 0 | 0 |
| 84 | PEDAGANG | 2 | 1 | 3 | 1 | 0 | 0 | 0 | 2 | 9 |
| 85 | PERANGKAT DESA | 0 | 0 | 0 | 0 | 0 | 0 | 0 | 0 | 0 |
| 86 | KEPALA DESA | 0 | 0 | 0 | 0 | 0 | 0 | 0 | 0 | 0 |
| 87 | BIARAWAN/BIARAWATI | 0 | 0 | 0 | 0 | 0 | 0 | 0 | 0 | 0 |
| 88 | WIRASWASTA | 216 | 65 | 115 | 64 | 117 | 41 | 57 | 85 | 760 |
| 89 | ANGGOTA LEMB. TINGGI LAINNYA | 0 | 0 | 0 | 0 | 0 | 0 | 0 | 0 | 0 |
| 90 | ARTIS | 0 | 0 | 0 | 0 | 0 | 0 | 0 | 0 | 0 |
| 91 | ATLIT | 0 | 0 | 0 | 0 | 0 | 0 | 0 | 0 | 0 |
| 92 | CHEFF | 0 | 0 | 0 | 0 | 0 | 0 | 0 | 0 | 0 |
| 93 | MANAJER | 0 | 0 | 0 | 0 | 0 | 0 | 0 | 0 | 0 |
| 94 | TENAGA TATA USAHA | 0 | 0 | 0 | 0 | 0 | 0 | 0 | 0 | 0 |
| 95 | OPERATOR | 0 | 0 | 0 | 0 | 0 | 0 | 0 | 0 | 0 |
| 96 | PEKERJA PENGOLAHAN KERAJINAN | 0 | 0 | 0 | 0 | 0 | 0 | 0 | 0 | 0 |
| 97 | TEKNISI | 0 | 0 | 0 | 0 | 0 | 0 | 0 | 0 | 0 |
| 98 | ASISTEN AHLI | 0 | 0 | 0 | 0 | 0 | 0 | 0 | 0 | 0 |
| 99 | PEKERJAAN LAINNYA | 0 | 0 | 0 | 0 | 0 | 1 | 0 | 0 | 1 |
| JUMLAH | | 1.912 | 778 | 1.605 | 1.231 | 1.077 | 1.099 | 998 | 909 | 9.609 |

5.1.2.b. Penduduk Perempuan Kecamatan Rasanae Timur Berdasarkan Jenis Pekerjaan

| NO. | PEKERJAAN | KUMBE | LAMPE | DODU | NUNGGGA | KODO | OI FO'O | LELAMASE | OIMBO | RASANA E TIMUR |
|-----|----------------------------|-------|-------|------|---------|------|---------|----------|-------|----------------|
| 1 | BELUM/TIDAK BEKERJA | 525 | 243 | 476 | 370 | 300 | 347 | 272 | 250 | 2.783 |
| 2 | MENGURUS RUMAH TANGGA | 925 | 386 | 847 | 631 | 490 | 607 | 586 | 445 | 4.917 |
| 3 | PELAJAR/MAHASISWA | 280 | 118 | 183 | 159 | 174 | 112 | 138 | 139 | 1.303 |
| 4 | PENSIUNAN | 9 | 0 | 2 | 0 | 6 | 0 | 0 | 4 | 21 |
| 5 | PEGAWAI NEGERI SIPIL (PNS) | 61 | 15 | 22 | 13 | 36 | 2 | 7 | 16 | 172 |
| 6 | TENTARA NASIONAL INDONESIA | 0 | 0 | 0 | 0 | 0 | 0 | 0 | 0 | 0 |
| 7 | KEPOLISIAN RI (POLRI) | 0 | 0 | 0 | 0 | 1 | 0 | 0 | 0 | 1 |
| 8 | PERDAGANGAN | 10 | 0 | 0 | 0 | 3 | 0 | 1 | 3 | 17 |
| 9 | PETANI/PEKEBUN | 3 | 3 | 7 | 5 | 5 | 5 | 5 | 1 | 34 |
| 10 | PETERNAK | 0 | 0 | 1 | 0 | 0 | 0 | 0 | 0 | 1 |
| 11 | NELAYAN/PERIKANAN | 0 | 0 | 0 | 0 | 0 | 0 | 0 | 0 | 0 |
| 12 | INDUSTRI | 0 | 0 | 0 | 0 | 0 | 0 | 0 | 0 | 0 |
| 13 | KONSTRUKSI | 0 | 0 | 0 | 0 | 0 | 0 | 0 | 0 | 0 |
| 14 | TRANSPORTASI | 0 | 0 | 0 | 0 | 0 | 0 | 0 | 0 | 0 |
| 15 | KARYAWAN SWASTA | 18 | 3 | 24 | 5 | 12 | 4 | 4 | 6 | 76 |
| 16 | KARYAWAN BUMN | 3 | 0 | 0 | 0 | 1 | 0 | 0 | 0 | 4 |
| 17 | KARYAWAN BUMD | 0 | 0 | 0 | 0 | 0 | 0 | 0 | 0 | 0 |
| 18 | KARYAWAN HONORER | 65 | 33 | 40 | 27 | 64 | 13 | 18 | 33 | 293 |
| 19 | BURUH HARIAN LEPAS | 0 | 0 | 1 | 0 | 0 | 0 | 0 | 0 | 1 |

| | | | | | | | | | | |
|----|-------------------------|---|---|---|---|---|---|---|---|---|
| 20 | BURUH TANI/PERKEBUNAN | 1 | 1 | 0 | 2 | 0 | 0 | 1 | 0 | 5 |
| 21 | BURUH NELAYAN/PERIKANAN | 0 | 0 | 0 | 0 | 0 | 0 | 0 | 0 | 0 |
| 22 | BURUH PETERNAKAN | 0 | 0 | 1 | 0 | 0 | 0 | 1 | 0 | 2 |
| 23 | PEMBANTU RUMAH TANGGA | 2 | 0 | 1 | 2 | 1 | 0 | 0 | 0 | 6 |
| 24 | TUKANG CUKUR | 0 | 0 | 0 | 0 | 0 | 0 | 0 | 0 | 0 |
| 25 | TUKANG LISTRIK | 0 | 0 | 0 | 0 | 0 | 0 | 0 | 0 | 0 |
| 26 | TUKANG BATU | 0 | 0 | 0 | 0 | 0 | 0 | 0 | 0 | 0 |
| 27 | TUKANG KAYU | 0 | 0 | 0 | 0 | 0 | 0 | 0 | 0 | 0 |
| 28 | TUKANG SOL SEPATU | 0 | 0 | 0 | 0 | 0 | 0 | 0 | 0 | 0 |
| 29 | TUKANG LAS/PANDAI BESI | 0 | 0 | 0 | 0 | 0 | 0 | 0 | 0 | 0 |
| 30 | TUKANG JAHIT | 0 | 0 | 1 | 0 | 0 | 0 | 0 | 0 | 1 |
| 31 | TUKANG GIGI | 0 | 0 | 0 | 0 | 0 | 0 | 0 | 0 | 0 |
| 32 | PENATA RIAS | 0 | 0 | 0 | 0 | 0 | 0 | 0 | 0 | 0 |
| 33 | PENATA BUSANA | 0 | 0 | 0 | 0 | 0 | 0 | 0 | 0 | 0 |
| 34 | PENATA RAMBUT | 0 | 0 | 0 | 0 | 0 | 0 | 0 | 0 | 0 |
| 35 | MEKANIK | 0 | 0 | 0 | 0 | 0 | 0 | 0 | 0 | 0 |
| 36 | SENIMAN | 0 | 0 | 0 | 0 | 0 | 0 | 0 | 0 | 0 |
| 37 | TABIB | 0 | 0 | 0 | 0 | 0 | 0 | 0 | 0 | 0 |
| 38 | PARAJI | 0 | 0 | 0 | 0 | 0 | 0 | 0 | 0 | 0 |
| 39 | PERANCANG BUSANA | 0 | 0 | 0 | 0 | 0 | 0 | 0 | 0 | 0 |
| 40 | PENTERJEMAH | 0 | 0 | 0 | 0 | 0 | 0 | 0 | 0 | 0 |

| | | | | | | | | | | |
|----|-----------------------------|---|---|---|---|---|---|---|---|---|
| 41 | IMAM MASJID | 0 | 0 | 0 | 0 | 0 | 0 | 0 | 0 | 0 |
| 42 | PENDETA | 0 | 0 | 0 | 0 | 0 | 0 | 0 | 0 | 0 |
| 43 | PASTOR | 0 | 0 | 0 | 0 | 0 | 0 | 0 | 0 | 0 |
| 44 | WARTAWAN | 0 | 0 | 0 | 0 | 0 | 0 | 0 | 0 | 0 |
| 45 | USTADZ/MUBALIGH | 0 | 0 | 0 | 0 | 0 | 0 | 0 | 0 | 0 |
| 46 | JURU MASAK | 0 | 0 | 0 | 0 | 0 | 0 | 0 | 0 | 0 |
| 47 | PROMOTOR ACARA | 0 | 0 | 0 | 0 | 0 | 0 | 0 | 0 | 0 |
| 48 | ANGGOTA DPR RI | 0 | 0 | 0 | 0 | 0 | 0 | 0 | 0 | 0 |
| 49 | ANGGOTA DPD RI | 0 | 0 | 0 | 0 | 0 | 0 | 0 | 0 | 0 |
| 50 | ANGGOTA BPK | 0 | 0 | 0 | 0 | 0 | 0 | 0 | 0 | 0 |
| 51 | PRESIDEN | 0 | 0 | 0 | 0 | 0 | 0 | 0 | 0 | 0 |
| 52 | WAKIL PRESIDEN | 0 | 0 | 0 | 0 | 0 | 0 | 0 | 0 | 0 |
| 53 | ANGGOTA MAHKAMAH KONSTITUSI | 0 | 0 | 0 | 0 | 0 | 0 | 0 | 0 | 0 |
| 54 | ANGGOTA KABINET KEMENTRIAN | 0 | 0 | 0 | 0 | 0 | 0 | 0 | 0 | 0 |
| 55 | DUTA BESAR | 0 | 0 | 0 | 0 | 0 | 0 | 0 | 0 | 0 |
| 56 | GUBERNUR | 0 | 0 | 0 | 0 | 0 | 0 | 0 | 0 | 0 |
| 57 | WAKIL GUBERNUR | 0 | 0 | 0 | 0 | 0 | 0 | 0 | 0 | 0 |
| 58 | BUPATI | 0 | 0 | 0 | 0 | 0 | 0 | 0 | 0 | 0 |
| 59 | WAKIL BUPATI | 0 | 0 | 0 | 0 | 0 | 0 | 0 | 0 | 0 |
| 60 | WALIKOTA | 0 | 0 | 0 | 0 | 0 | 0 | 0 | 0 | 0 |
| 61 | WAKIL WALIKOTA | 0 | 0 | 0 | 0 | 0 | 0 | 0 | 0 | 0 |

| | | | | | | | | | | |
|----|------------------------|----|---|---|---|----|---|---|---|----|
| 62 | ANGGOTA DPRD PROP. | 0 | 0 | 0 | 0 | 0 | 0 | 0 | 0 | 0 |
| 63 | ANGGOTA DPRD KAB./KOTA | 0 | 0 | 0 | 0 | 0 | 0 | 0 | 0 | 0 |
| 64 | DOSEN | 0 | 0 | 3 | 0 | 0 | 0 | 0 | 1 | 4 |
| 65 | GURU | 24 | 9 | 4 | 4 | 24 | 1 | 0 | 6 | 72 |
| 66 | PILOT | 0 | 0 | 0 | 0 | 0 | 0 | 0 | 0 | 0 |
| 67 | PENGACARA | 0 | 0 | 0 | 0 | 0 | 0 | 0 | 0 | 0 |
| 68 | NOTARIS | 1 | 0 | 0 | 0 | 0 | 0 | 0 | 0 | 1 |
| 69 | ARSITEK | 0 | 0 | 0 | 0 | 0 | 0 | 0 | 0 | 0 |
| 70 | AKUNTAN | 0 | 0 | 0 | 0 | 0 | 0 | 0 | 0 | 0 |
| 71 | KONSULTAN | 0 | 0 | 0 | 0 | 0 | 0 | 0 | 0 | 0 |
| 72 | DOKTER | 1 | 0 | 0 | 0 | 0 | 0 | 0 | 0 | 1 |
| 73 | BIDAN | 7 | 2 | 2 | 1 | 1 | 0 | 0 | 2 | 15 |
| 74 | PERAWAT | 1 | 1 | 2 | 0 | 7 | 0 | 0 | 5 | 16 |
| 75 | APOTEKER | 0 | 0 | 0 | 0 | 0 | 0 | 0 | 0 | 0 |
| 76 | PSIKIATER/PSIKOLOG | 0 | 0 | 0 | 0 | 0 | 0 | 0 | 0 | 0 |
| 77 | PENYIAR TELEVISI | 0 | 0 | 0 | 0 | 0 | 0 | 0 | 0 | 0 |
| 78 | PENYIAR RADIO | 0 | 0 | 0 | 0 | 0 | 0 | 0 | 0 | 0 |
| 79 | PELAUT | 0 | 0 | 0 | 0 | 0 | 0 | 0 | 0 | 0 |
| 80 | PENELITI | 0 | 0 | 0 | 0 | 0 | 0 | 0 | 0 | 0 |
| 81 | SOPIR | 0 | 0 | 0 | 0 | 0 | 0 | 0 | 0 | 0 |
| 82 | PIALANG | 0 | 0 | 0 | 0 | 0 | 0 | 0 | 0 | 0 |

| | | | | | | | | | | |
|---------------|------------------------------|--------------|------------|--------------|--------------|--------------|--------------|--------------|------------|--------------|
| 83 | PARANORMAL | 0 | 0 | 0 | 0 | 0 | 0 | 0 | 0 | 0 |
| 84 | PEDAGANG | 1 | 1 | 1 | 1 | 5 | 0 | 1 | 4 | 14 |
| 85 | PERANGKAT DESA | 0 | 0 | 0 | 0 | 0 | 0 | 0 | 0 | 0 |
| 86 | KEPALA DESA | 0 | 0 | 0 | 0 | 0 | 0 | 0 | 0 | 0 |
| 87 | BIARAWAN/BIARAWATI | 0 | 0 | 0 | 0 | 0 | 0 | 0 | 0 | 0 |
| 88 | WIRASWASTA | 21 | 12 | 17 | 7 | 15 | 5 | 2 | 13 | 92 |
| 89 | ANGGOTA LEMB. TINGGI LAINNYA | 0 | 0 | 0 | 0 | 0 | 0 | 0 | 0 | 0 |
| 90 | ARTIS | 0 | 0 | 0 | 0 | 0 | 0 | 0 | 0 | 0 |
| 91 | ATLIT | 0 | 0 | 0 | 0 | 0 | 0 | 0 | 0 | 0 |
| 92 | CHEFF | 0 | 0 | 0 | 0 | 0 | 0 | 0 | 0 | 0 |
| 93 | MANAJER | 0 | 0 | 0 | 0 | 0 | 0 | 0 | 0 | 0 |
| 94 | TENAGA TATA USAHA | 0 | 0 | 0 | 0 | 0 | 0 | 0 | 0 | 0 |
| 95 | OPERATOR | 0 | 0 | 0 | 0 | 0 | 0 | 0 | 0 | 0 |
| 96 | PEKERJA PENGOLAHAN KERAJINAN | 0 | 0 | 0 | 0 | 0 | 0 | 0 | 0 | 0 |
| 97 | TEKNISI | 0 | 0 | 0 | 0 | 0 | 0 | 0 | 0 | 0 |
| 98 | ASISTEN AHLI | 0 | 0 | 0 | 0 | 0 | 0 | 0 | 0 | 0 |
| 99 | PEKERJAAN LAINNYA | 0 | 0 | 0 | 0 | 0 | 0 | 0 | 0 | 0 |
| JUMLAH | | 1.958 | 827 | 1.635 | 1.227 | 1.145 | 1.096 | 1.036 | 928 | 9.852 |

5.1.3. Penduduk Kecamatan Asakota Berdasarkan Jenis Pekerjaan

| NO. | PEKERJAAN | MELAYU | JATIWANGI | JATIBARU | KOLO | JATIBARU TIMUR | ULE | ASAKOTA |
|-----|----------------------------|--------|-----------|----------|-------|----------------|-------|---------|
| 1 | BELUM/TIDAK BEKERJA | 1.829 | 2.284 | 2.009 | 2.037 | 1.232 | 2.087 | 11.478 |
| 2 | MENGURUS RUMAH TANGGA | 1.257 | 1.425 | 1.531 | 1.447 | 1.075 | 1.228 | 7.963 |
| 3 | PELAJAR/MAHASISWA | 1.069 | 1.400 | 923 | 929 | 624 | 1.247 | 6.192 |
| 4 | PENSIUNAN | 37 | 74 | 24 | 0 | 10 | 21 | 166 |
| 5 | PEGAWAI NEGERI SIPIL (PNS) | 114 | 430 | 55 | 31 | 22 | 250 | 902 |
| 6 | TENTARA NASIONAL INDONESIA | 2 | 63 | 10 | 3 | 3 | 13 | 94 |
| 7 | KEPOLISIAN RI (POLRI) | 8 | 35 | 10 | 1 | 3 | 28 | 85 |
| 8 | PERDAGANGAN | 32 | 16 | 5 | 13 | 3 | 10 | 79 |
| 9 | PETANI/PEKEBUN | 29 | 217 | 259 | 296 | 394 | 188 | 1.383 |
| 10 | PETERNAK | 1 | 1 | 1 | 4 | 0 | 0 | 7 |
| 11 | NELAYAN/PERIKANAN | 42 | 5 | 1 | 694 | 1 | 76 | 819 |
| 12 | INDUSTRI | 1 | 1 | 0 | 0 | 0 | 0 | 2 |
| 13 | KONSTRUKSI | 0 | 1 | 0 | 1 | 1 | 0 | 3 |
| 14 | TRANSPORTASI | 11 | 17 | 38 | 8 | 9 | 16 | 99 |
| 15 | KARYAWAN SWASTA | 209 | 194 | 245 | 60 | 100 | 189 | 997 |
| 16 | KARYAWAN BUMN | 5 | 69 | 5 | 3 | 5 | 18 | 105 |
| 17 | KARYAWAN BUMD | 1 | 9 | 0 | 0 | 0 | 3 | 13 |
| 18 | KARYAWAN HONORER | 65 | 223 | 107 | 56 | 82 | 144 | 677 |
| 19 | BURUH HARIAN LEPAS | 103 | 51 | 36 | 8 | 28 | 79 | 305 |

| | | | | | | | | |
|----|-------------------------|----|----|-----|----|----|----|-----|
| 20 | BURUH TANI/PERKEBUNAN | 8 | 73 | 71 | 7 | 56 | 36 | 251 |
| 21 | BURUH NELAYAN/PERIKANAN | 10 | 0 | 0 | 13 | 1 | 3 | 27 |
| 22 | BURUH PETERNAKAN | 1 | 0 | 7 | 0 | 0 | 1 | 9 |
| 23 | PEMBANTU RUMAH TANGGA | 6 | 2 | 4 | 2 | 1 | 2 | 17 |
| 24 | TUKANG CUKUR | 0 | 1 | 0 | 0 | 0 | 0 | 1 |
| 25 | TUKANG LISTRIK | 0 | 1 | 0 | 0 | 0 | 0 | 1 |
| 26 | TUKANG BATU | 23 | 25 | 72 | 8 | 9 | 13 | 150 |
| 27 | TUKANG KAYU | 5 | 23 | 147 | 10 | 52 | 10 | 247 |
| 28 | TUKANG SOL SEPATU | 0 | 0 | 0 | 0 | 0 | 0 | 0 |
| 29 | TUKANG LAS/PANDAI BESI | 1 | 2 | 0 | 0 | 0 | 2 | 5 |
| 30 | TUKANG JAHIT | 6 | 8 | 3 | 1 | 0 | 0 | 18 |
| 31 | TUKANG GIGI | 0 | 0 | 0 | 0 | 0 | 0 | 0 |
| 32 | PENATA RIAS | 0 | 1 | 0 | 0 | 0 | 1 | 2 |
| 33 | PENATA BUSANA | 0 | 0 | 0 | 0 | 0 | 0 | 0 |
| 34 | PENATA RAMBUT | 1 | 0 | 0 | 1 | 0 | 0 | 2 |
| 35 | MEKANIK | 9 | 2 | 2 | 1 | 3 | 7 | 24 |
| 36 | SENIMAN | 1 | 1 | 0 | 0 | 0 | 0 | 2 |
| 37 | TABIB | 0 | 0 | 0 | 0 | 0 | 0 | 0 |
| 38 | PARAJI | 0 | 0 | 0 | 0 | 0 | 0 | 0 |
| 39 | PERANCANG BUSANA | 0 | 0 | 0 | 0 | 0 | 0 | 0 |
| 40 | PENTERJEMAH | 0 | 0 | 0 | 0 | 0 | 0 | 0 |

| | | | | | | | | |
|----|-----------------------------|---|---|---|---|---|---|---|
| 41 | IMAM MASJID | 0 | 0 | 1 | 1 | 0 | 0 | 2 |
| 42 | PENDETA | 0 | 1 | 0 | 0 | 0 | 0 | 1 |
| 43 | PASTOR | 0 | 0 | 0 | 0 | 0 | 0 | 0 |
| 44 | WARTAWAN | 0 | 2 | 2 | 0 | 0 | 5 | 9 |
| 45 | USTADZ/MUBALIGH | 0 | 0 | 0 | 0 | 0 | 3 | 3 |
| 46 | JURU MASAK | 0 | 0 | 0 | 0 | 1 | 1 | 2 |
| 47 | PROMOTOR ACARA | 0 | 0 | 0 | 0 | 0 | 0 | 0 |
| 48 | ANGGOTA DPR RI | 0 | 0 | 0 | 0 | 0 | 0 | 0 |
| 49 | ANGGOTA DPD RI | 0 | 0 | 0 | 0 | 0 | 0 | 0 |
| 50 | ANGGOTA BPK | 0 | 0 | 0 | 0 | 0 | 0 | 0 |
| 51 | PRESIDEN | 0 | 0 | 0 | 0 | 0 | 0 | 0 |
| 52 | WAKIL PRESIDEN | 0 | 0 | 0 | 0 | 0 | 0 | 0 |
| 53 | ANGGOTA MAHKAMAH KONSTITUSI | 0 | 0 | 0 | 0 | 0 | 0 | 0 |
| 54 | ANGGOTA KABINET KEMENTRIAN | 0 | 0 | 0 | 0 | 0 | 0 | 0 |
| 55 | DUTA BESAR | 0 | 0 | 0 | 0 | 0 | 0 | 0 |
| 56 | GUBERNUR | 0 | 0 | 0 | 0 | 0 | 0 | 0 |
| 57 | WAKIL GUBERNUR | 0 | 0 | 0 | 0 | 0 | 0 | 0 |
| 58 | BUPATI | 0 | 0 | 0 | 0 | 0 | 0 | 0 |
| 59 | WAKIL BUPATI | 0 | 0 | 0 | 0 | 0 | 0 | 0 |
| 60 | WALIKOTA | 0 | 0 | 0 | 0 | 0 | 1 | 1 |
| 61 | WAKIL WALIKOTA | 0 | 0 | 0 | 0 | 0 | 0 | 0 |

| | | | | | | | | |
|----|------------------------|----|-----|----|----|----|-----|-----|
| 62 | ANGGOTA DPRD PROP. | 0 | 1 | 0 | 0 | 0 | 0 | 1 |
| 63 | ANGGOTA DPRD KAB./KOTA | 3 | 1 | 0 | 0 | 0 | 0 | 4 |
| 64 | DOSEN | 5 | 18 | 3 | 0 | 2 | 20 | 48 |
| 65 | GURU | 39 | 120 | 41 | 25 | 6 | 117 | 348 |
| 66 | PILOT | 0 | 0 | 0 | 0 | 0 | 0 | 0 |
| 67 | PENGACARA | 0 | 5 | 1 | 0 | 0 | 2 | 8 |
| 68 | NOTARIS | 0 | 0 | 0 | 0 | 0 | 0 | 0 |
| 69 | ARSITEK | 0 | 0 | 0 | 0 | 0 | 0 | 0 |
| 70 | AKUNTAN | 0 | 0 | 0 | 0 | 0 | 0 | 0 |
| 71 | KONSULTAN | 1 | 1 | 0 | 0 | 0 | 0 | 2 |
| 72 | DOKTER | 1 | 9 | 0 | 0 | 0 | 4 | 14 |
| 73 | BIDAN | 5 | 20 | 3 | 3 | 5 | 5 | 41 |
| 74 | PERAWAT | 2 | 16 | 2 | 5 | 2 | 11 | 38 |
| 75 | APOTEKER | 3 | 2 | 0 | 1 | 0 | 1 | 7 |
| 76 | PSIKIATER/PSIKOLOG | 0 | 0 | 0 | 0 | 0 | 0 | 0 |
| 77 | PENYIAR TELEVISI | 0 | 0 | 0 | 0 | 0 | 0 | 0 |
| 78 | PENYIAR RADIO | 0 | 0 | 0 | 0 | 0 | 0 | 0 |
| 79 | PELAUT | 10 | 6 | 1 | 0 | 0 | 11 | 28 |
| 80 | PENELITI | 0 | 0 | 0 | 0 | 0 | 0 | 0 |
| 81 | SOPIR | 27 | 20 | 55 | 2 | 60 | 17 | 181 |
| 82 | PIALANG | 0 | 0 | 0 | 0 | 0 | 0 | 0 |

| | | | | | | | | |
|---------------|------------------------------|--------------|--------------|--------------|--------------|--------------|--------------|---------------|
| 83 | PARANORMAL | 0 | 0 | 0 | 0 | 0 | 0 | 0 |
| 84 | PEDAGANG | 54 | 29 | 2 | 14 | 7 | 11 | 117 |
| 85 | PERANGKAT DESA | 1 | 0 | 0 | 1 | 0 | 1 | 3 |
| 86 | KEPALA DESA | 0 | 0 | 0 | 0 | 0 | 0 | 0 |
| 87 | BIARAWAN/BIARAWATI | 0 | 0 | 0 | 0 | 0 | 0 | 0 |
| 88 | WIRASWASTA | 743 | 682 | 357 | 284 | 287 | 614 | 2.967 |
| 89 | ANGGOTA LEMB. TINGGI LAINNYA | 0 | 0 | 0 | 0 | 0 | 0 | 0 |
| 90 | ARTIS | 0 | 0 | 0 | 0 | 0 | 0 | 0 |
| 91 | ATLIT | 0 | 0 | 0 | 0 | 0 | 0 | 0 |
| 92 | CHEFF | 0 | 0 | 0 | 0 | 0 | 0 | 0 |
| 93 | MANAJER | 0 | 0 | 0 | 0 | 0 | 0 | 0 |
| 94 | TENAGA TATA USAHA | 0 | 0 | 0 | 0 | 0 | 0 | 0 |
| 95 | OPERATOR | 0 | 0 | 0 | 0 | 0 | 0 | 0 |
| 96 | PEKERJA PENGOLAHAN KERAJINAN | 0 | 0 | 0 | 0 | 0 | 0 | 0 |
| 97 | TEKNISI | 0 | 0 | 0 | 0 | 0 | 0 | 0 |
| 98 | ASISTEN AHLI | 0 | 0 | 0 | 0 | 0 | 0 | 0 |
| 99 | PEKERJAAN LAINNYA | 0 | 0 | 0 | 0 | 0 | 1 | 1 |
| JUMLAH | | 5.780 | 7.587 | 6.033 | 5.970 | 4.084 | 6.497 | 35.951 |

5.1.3.a. Penduduk Laki-laki Kecamatan Asakota Berdasarkan Jenis Pekerjaan

| NO. | PEKERJAAN | MELAYU | JATIWANGI | JATIBARU | KOLO | JATIBARU TIMUR | ULE | ASAKOTA |
|-----|----------------------------|--------|-----------|----------|-------|----------------|-------|---------|
| 1 | BELUM/TIDAK BEKERJA | 995 | 1.259 | 1.194 | 1.113 | 675 | 1.130 | 6.366 |
| 2 | MENGURUS RUMAH TANGGA | 0 | 0 | 0 | 0 | 0 | 0 | 0 |
| 3 | PELAJAR/MAHASISWA | 576 | 741 | 487 | 495 | 327 | 660 | 3.286 |
| 4 | PENSIUNAN | 25 | 57 | 23 | 0 | 10 | 15 | 130 |
| 5 | PEGAWAI NEGERI SIPIL (PNS) | 65 | 232 | 26 | 18 | 17 | 138 | 496 |
| 6 | TENTARA NASIONAL INDONESIA | 2 | 63 | 10 | 3 | 3 | 13 | 94 |
| 7 | KEPOLISIAN RI (POLRI) | 8 | 35 | 10 | 1 | 3 | 27 | 84 |
| 8 | PERDAGANGAN | 19 | 10 | 1 | 7 | 1 | 5 | 43 |
| 9 | PETANI/PEKEBUN | 26 | 215 | 255 | 287 | 365 | 185 | 1.333 |
| 10 | PETERNAK | 1 | 1 | 1 | 4 | 0 | 0 | 7 |
| 11 | NELAYAN/PERIKANAN | 42 | 5 | 1 | 692 | 1 | 76 | 817 |
| 12 | INDUSTRI | 0 | 1 | 0 | 0 | 0 | 0 | 1 |
| 13 | KONSTRUKSI | 0 | 1 | 0 | 1 | 1 | 0 | 3 |
| 14 | TRANSPORTASI | 11 | 17 | 38 | 8 | 9 | 16 | 99 |
| 15 | KARYAWAN SWASTA | 160 | 138 | 223 | 46 | 88 | 151 | 806 |
| 16 | KARYAWAN BUMN | 2 | 51 | 2 | 2 | 4 | 15 | 76 |
| 17 | KARYAWAN BUMD | 1 | 5 | 0 | 0 | 0 | 1 | 7 |
| 18 | KARYAWAN HONORER | 25 | 94 | 53 | 29 | 45 | 55 | 301 |
| 19 | BURUH HARIAN LEPAS | 101 | 51 | 35 | 7 | 28 | 79 | 301 |

| | | | | | | | | |
|----|-------------------------|----|----|-----|----|----|----|-----|
| 20 | BURUH TANI/PERKEBUNAN | 7 | 73 | 67 | 6 | 53 | 35 | 241 |
| 21 | BURUH NELAYAN/PERIKANAN | 10 | 0 | 0 | 13 | 1 | 3 | 27 |
| 22 | BURUH PETERNAKAN | 1 | 0 | 7 | 0 | 0 | 1 | 9 |
| 23 | PEMBANTU RUMAH TANGGA | 0 | 0 | 0 | 0 | 0 | 0 | 0 |
| 24 | TUKANG CUKUR | 0 | 1 | 0 | 0 | 0 | 0 | 1 |
| 25 | TUKANG LISTRIK | 0 | 1 | 0 | 0 | 0 | 0 | 1 |
| 26 | TUKANG BATU | 23 | 25 | 72 | 8 | 9 | 13 | 150 |
| 27 | TUKANG KAYU | 5 | 23 | 147 | 10 | 52 | 10 | 247 |
| 28 | TUKANG SOL SEPATU | 0 | 0 | 0 | 0 | 0 | 0 | 0 |
| 29 | TUKANG LAS/PANDAI BESI | 1 | 2 | 0 | 0 | 0 | 2 | 5 |
| 30 | TUKANG JAHIT | 2 | 4 | 1 | 0 | 0 | 0 | 7 |
| 31 | TUKANG GIGI | 0 | 0 | 0 | 0 | 0 | 0 | 0 |
| 32 | PENATA RIAS | 0 | 1 | 0 | 0 | 0 | 0 | 1 |
| 33 | PENATA BUSANA | 0 | 0 | 0 | 0 | 0 | 0 | 0 |
| 34 | PENATA RAMBUT | 1 | 0 | 0 | 0 | 0 | 0 | 1 |
| 35 | MEKANIK | 9 | 2 | 2 | 1 | 3 | 7 | 24 |
| 36 | SENIMAN | 1 | 1 | 0 | 0 | 0 | 0 | 2 |
| 37 | TABIB | 0 | 0 | 0 | 0 | 0 | 0 | 0 |
| 38 | PARAJI | 0 | 0 | 0 | 0 | 0 | 0 | 0 |
| 39 | PERANCANG BUSANA | 0 | 0 | 0 | 0 | 0 | 0 | 0 |
| 40 | PENTERJEMAH | 0 | 0 | 0 | 0 | 0 | 0 | 0 |

| | | | | | | | | |
|----|-----------------------------|---|---|---|---|---|---|---|
| 41 | IMAM MASJID | 0 | 0 | 1 | 1 | 0 | 0 | 2 |
| 42 | PENDETA | 0 | 1 | 0 | 0 | 0 | 0 | 1 |
| 43 | PASTOR | 0 | 0 | 0 | 0 | 0 | 0 | 0 |
| 44 | WARTAWAN | 0 | 2 | 2 | 0 | 0 | 5 | 9 |
| 45 | USTADZ/MUBALIGH | 0 | 0 | 0 | 0 | 0 | 1 | 1 |
| 46 | JURU MASAK | 0 | 0 | 0 | 0 | 0 | 0 | 0 |
| 47 | PROMOTOR ACARA | 0 | 0 | 0 | 0 | 0 | 0 | 0 |
| 48 | ANGGOTA DPR RI | 0 | 0 | 0 | 0 | 0 | 0 | 0 |
| 49 | ANGGOTA DPD RI | 0 | 0 | 0 | 0 | 0 | 0 | 0 |
| 50 | ANGGOTA BPK | 0 | 0 | 0 | 0 | 0 | 0 | 0 |
| 51 | PRESIDEN | 0 | 0 | 0 | 0 | 0 | 0 | 0 |
| 52 | WAKIL PRESIDEN | 0 | 0 | 0 | 0 | 0 | 0 | 0 |
| 53 | ANGGOTA MAHKAMAH KONSTITUSI | 0 | 0 | 0 | 0 | 0 | 0 | 0 |
| 54 | ANGGOTA KABINET KEMENTERIAN | 0 | 0 | 0 | 0 | 0 | 0 | 0 |
| 55 | DUTA BESAR | 0 | 0 | 0 | 0 | 0 | 0 | 0 |
| 56 | GUBERNUR | 0 | 0 | 0 | 0 | 0 | 0 | 0 |
| 57 | WAKIL GUBERNUR | 0 | 0 | 0 | 0 | 0 | 0 | 0 |
| 58 | BUPATI | 0 | 0 | 0 | 0 | 0 | 0 | 0 |
| 59 | WAKIL BUPATI | 0 | 0 | 0 | 0 | 0 | 0 | 0 |
| 60 | WALIKOTA | 0 | 0 | 0 | 0 | 0 | 1 | 1 |
| 61 | WAKIL WALIKOTA | 0 | 0 | 0 | 0 | 0 | 0 | 0 |

| | | | | | | | | |
|----|------------------------|----|----|----|----|----|----|-----|
| 62 | ANGGOTA DPRD PROP. | 0 | 1 | 0 | 0 | 0 | 0 | 1 |
| 63 | ANGGOTA DPRD KAB./KOTA | 3 | 0 | 0 | 0 | 0 | 0 | 3 |
| 64 | DOSEN | 4 | 14 | 3 | 0 | 1 | 16 | 38 |
| 65 | GURU | 13 | 42 | 15 | 12 | 2 | 46 | 130 |
| 66 | PILOT | 0 | 0 | 0 | 0 | 0 | 0 | 0 |
| 67 | PENGACARA | 0 | 4 | 1 | 0 | 0 | 2 | 7 |
| 68 | NOTARIS | 0 | 0 | 0 | 0 | 0 | 0 | 0 |
| 69 | ARSITEK | 0 | 0 | 0 | 0 | 0 | 0 | 0 |
| 70 | AKUNTAN | 0 | 0 | 0 | 0 | 0 | 0 | 0 |
| 71 | KONSULTAN | 1 | 1 | 0 | 0 | 0 | 0 | 2 |
| 72 | DOKTER | 0 | 4 | 0 | 0 | 0 | 1 | 5 |
| 73 | BIDAN | 0 | 0 | 0 | 0 | 0 | 0 | 0 |
| 74 | PERAWAT | 1 | 6 | 1 | 0 | 1 | 3 | 12 |
| 75 | APOTEKER | 0 | 2 | 0 | 1 | 0 | 0 | 3 |
| 76 | PSIKIATER/PSIKOLOG | 0 | 0 | 0 | 0 | 0 | 0 | 0 |
| 77 | PENYIAR TELEVISI | 0 | 0 | 0 | 0 | 0 | 0 | 0 |
| 78 | PENYIAR RADIO | 0 | 0 | 0 | 0 | 0 | 0 | 0 |
| 79 | PELAUT | 10 | 6 | 1 | 0 | 0 | 11 | 28 |
| 80 | PENELITI | 0 | 0 | 0 | 0 | 0 | 0 | 0 |
| 81 | SOPIR | 27 | 20 | 55 | 2 | 60 | 17 | 181 |
| 82 | PIALANG | 0 | 0 | 0 | 0 | 0 | 0 | 0 |

| | | | | | | | | |
|---------------|---------------------------------|--------------|--------------|--------------|--------------|--------------|--------------|---------------|
| 83 | PARANORMAL | 0 | 0 | 0 | 0 | 0 | 0 | 0 |
| 84 | PEDAGANG | 35 | 16 | 1 | 7 | 3 | 8 | 70 |
| 85 | PERANGKAT DESA | 1 | 0 | 0 | 1 | 0 | 0 | 2 |
| 86 | KEPALA DESA | 0 | 0 | 0 | 0 | 0 | 0 | 0 |
| 87 | BIARAWAN/BIARAWATI | 0 | 0 | 0 | 0 | 0 | 0 | 0 |
| 88 | WIRASWASTA | 649 | 581 | 326 | 245 | 254 | 528 | 2.583 |
| 89 | ANGGOTA LEMB. TINGGI LAINNYA | 0 | 0 | 0 | 0 | 0 | 0 | 0 |
| 90 | ARTIS | 0 | 0 | 0 | 0 | 0 | 0 | 0 |
| 91 | ATLIT | 0 | 0 | 0 | 0 | 0 | 0 | 0 |
| 92 | CHEFF | 0 | 0 | 0 | 0 | 0 | 0 | 0 |
| 93 | MANAJER | 0 | 0 | 0 | 0 | 0 | 0 | 0 |
| 94 | TENAGA TATA USAHA | 0 | 0 | 0 | 0 | 0 | 0 | 0 |
| 95 | OPERATOR | 0 | 0 | 0 | 0 | 0 | 0 | 0 |
| 96 | PEKERJA PENGOLAHAN KERAJINAN | 0 | 0 | 0 | 0 | 0 | 0 | 0 |
| 97 | TEKNISI | 0 | 0 | 0 | 0 | 0 | 0 | 0 |
| 98 | ASISTEN AHLI | 0 | 0 | 0 | 0 | 0 | 0 | 0 |
| 99 | PEKERJAAN LAINNYA | 0 | 0 | 0 | 0 | 0 | 1 | 1 |
| JUMLAH | | 2.863 | 3.809 | 3.061 | 3.020 | 2.016 | 3.277 | 18.046 |

5.1.3.b. Penduduk Perempuan Kecamatan Asakota Berdasarkan Jenis Pekerjaan

| NO. | PEKERJAAN | MELAYU | JATIWANGI | JATIBARU | KOLO | JATIBARU TIMUR | ULE | ASAKOTA |
|-----|----------------------------|--------|-----------|----------|-------|----------------|-------|---------|
| 1 | BELUM/TIDAK BEKERJA | 834 | 1.025 | 815 | 924 | 557 | 957 | 5.112 |
| 2 | MENGURUS RUMAH TANGGA | 1.257 | 1.425 | 1.531 | 1.447 | 1.075 | 1.228 | 7.963 |
| 3 | PELAJAR/MAHASISWA | 493 | 659 | 436 | 434 | 297 | 587 | 2.906 |
| 4 | PENSIUNAN | 12 | 17 | 1 | 0 | 0 | 6 | 36 |
| 5 | PEGAWAI NEGERI SIPIL (PNS) | 49 | 198 | 29 | 13 | 5 | 112 | 406 |
| 6 | TENTARA NASIONAL INDONESIA | 0 | 0 | 0 | 0 | 0 | 0 | 0 |
| 7 | KEPOLISIAN RI (POLRI) | 0 | 0 | 0 | 0 | 0 | 1 | 1 |
| 8 | PERDAGANGAN | 13 | 6 | 4 | 6 | 2 | 5 | 36 |
| 9 | PETANI/PEKEBUN | 3 | 2 | 4 | 9 | 29 | 3 | 50 |
| 10 | PETERNAK | 0 | 0 | 0 | 0 | 0 | 0 | 0 |
| 11 | NELAYAN/PERIKANAN | 0 | 0 | 0 | 2 | 0 | 0 | 2 |
| 12 | INDUSTRI | 1 | 0 | 0 | 0 | 0 | 0 | 1 |
| 13 | KONSTRUKSI | 0 | 0 | 0 | 0 | 0 | 0 | 0 |
| 14 | TRANSPORTASI | 0 | 0 | 0 | 0 | 0 | 0 | 0 |
| 15 | KARYAWAN SWASTA | 49 | 56 | 22 | 14 | 12 | 38 | 191 |
| 16 | KARYAWAN BUMN | 3 | 18 | 3 | 1 | 1 | 3 | 29 |
| 17 | KARYAWAN BUMD | 0 | 4 | 0 | 0 | 0 | 2 | 6 |
| 18 | KARYAWAN HONORER | 40 | 129 | 54 | 27 | 37 | 89 | 376 |
| 19 | BURUH HARIAN LEPAS | 2 | 0 | 1 | 1 | 0 | 0 | 4 |

| | | | | | | | | |
|----|-------------------------|---|---|---|---|---|---|----|
| 20 | BURUH TANI/PERKEBUNAN | 1 | 0 | 4 | 1 | 3 | 1 | 10 |
| 21 | BURUH NELAYAN/PERIKANAN | 0 | 0 | 0 | 0 | 0 | 0 | 0 |
| 22 | BURUH PETERNAKAN | 0 | 0 | 0 | 0 | 0 | 0 | 0 |
| 23 | PEMBANTU RUMAH TANGGA | 6 | 2 | 4 | 2 | 1 | 2 | 17 |
| 24 | TUKANG CUKUR | 0 | 0 | 0 | 0 | 0 | 0 | 0 |
| 25 | TUKANG LISTRIK | 0 | 0 | 0 | 0 | 0 | 0 | 0 |
| 26 | TUKANG BATU | 0 | 0 | 0 | 0 | 0 | 0 | 0 |
| 27 | TUKANG KAYU | 0 | 0 | 0 | 0 | 0 | 0 | 0 |
| 28 | TUKANG SOL SEPATU | 0 | 0 | 0 | 0 | 0 | 0 | 0 |
| 29 | TUKANG LAS/PANDAI BESI | 0 | 0 | 0 | 0 | 0 | 0 | 0 |
| 30 | TUKANG JAHIT | 4 | 4 | 2 | 1 | 0 | 0 | 11 |
| 31 | TUKANG GIGI | 0 | 0 | 0 | 0 | 0 | 0 | 0 |
| 32 | PENATA RIAS | 0 | 0 | 0 | 0 | 0 | 1 | 1 |
| 33 | PENATA BUSANA | 0 | 0 | 0 | 0 | 0 | 0 | 0 |
| 34 | PENATA RAMBUT | 0 | 0 | 0 | 1 | 0 | 0 | 1 |
| 35 | MEKANIK | 0 | 0 | 0 | 0 | 0 | 0 | 0 |
| 36 | SENIMAN | 0 | 0 | 0 | 0 | 0 | 0 | 0 |
| 37 | TABIB | 0 | 0 | 0 | 0 | 0 | 0 | 0 |
| 38 | PARAJI | 0 | 0 | 0 | 0 | 0 | 0 | 0 |
| 39 | PERANCANG BUSANA | 0 | 0 | 0 | 0 | 0 | 0 | 0 |
| 40 | PENTERJEMAH | 0 | 0 | 0 | 0 | 0 | 0 | 0 |

| | | | | | | | | |
|----|-----------------------------|---|---|---|---|---|---|---|
| 41 | IMAM MASJID | 0 | 0 | 0 | 0 | 0 | 0 | 0 |
| 42 | PENDETA | 0 | 0 | 0 | 0 | 0 | 0 | 0 |
| 43 | PASTOR | 0 | 0 | 0 | 0 | 0 | 0 | 0 |
| 44 | WARTAWAN | 0 | 0 | 0 | 0 | 0 | 0 | 0 |
| 45 | USTADZ/MUBALIGH | 0 | 0 | 0 | 0 | 0 | 2 | 2 |
| 46 | JURU MASAK | 0 | 0 | 0 | 0 | 1 | 1 | 2 |
| 47 | PROMOTOR ACARA | 0 | 0 | 0 | 0 | 0 | 0 | 0 |
| 48 | ANGGOTA DPR RI | 0 | 0 | 0 | 0 | 0 | 0 | 0 |
| 49 | ANGGOTA DPD RI | 0 | 0 | 0 | 0 | 0 | 0 | 0 |
| 50 | ANGGOTA BPK | 0 | 0 | 0 | 0 | 0 | 0 | 0 |
| 51 | PRESIDEN | 0 | 0 | 0 | 0 | 0 | 0 | 0 |
| 52 | WAKIL PRESIDEN | 0 | 0 | 0 | 0 | 0 | 0 | 0 |
| 53 | ANGGOTA MAHKAMAH KONSTITUSI | 0 | 0 | 0 | 0 | 0 | 0 | 0 |
| 54 | ANGGOTA KABINET KEMENTRIAN | 0 | 0 | 0 | 0 | 0 | 0 | 0 |
| 55 | DUTA BESAR | 0 | 0 | 0 | 0 | 0 | 0 | 0 |
| 56 | GUBERNUR | 0 | 0 | 0 | 0 | 0 | 0 | 0 |
| 57 | WAKIL GUBERNUR | 0 | 0 | 0 | 0 | 0 | 0 | 0 |
| 58 | BUPATI | 0 | 0 | 0 | 0 | 0 | 0 | 0 |
| 59 | WAKIL BUPATI | 0 | 0 | 0 | 0 | 0 | 0 | 0 |
| 60 | WALIKOTA | 0 | 0 | 0 | 0 | 0 | 0 | 0 |
| 61 | WAKIL WALIKOTA | 0 | 0 | 0 | 0 | 0 | 0 | 0 |

| | | | | | | | | |
|----|------------------------|----|----|----|----|---|----|-----|
| 62 | ANGGOTA DPRD PROP. | 0 | 0 | 0 | 0 | 0 | 0 | 0 |
| 63 | ANGGOTA DPRD KAB./KOTA | 0 | 1 | 0 | 0 | 0 | 0 | 1 |
| 64 | DOSEN | 1 | 4 | 0 | 0 | 1 | 4 | 10 |
| 65 | GURU | 26 | 78 | 26 | 13 | 4 | 71 | 218 |
| 66 | PILOT | 0 | 0 | 0 | 0 | 0 | 0 | 0 |
| 67 | PENGACARA | 0 | 1 | 0 | 0 | 0 | 0 | 1 |
| 68 | NOTARIS | 0 | 0 | 0 | 0 | 0 | 0 | 0 |
| 69 | ARSITEK | 0 | 0 | 0 | 0 | 0 | 0 | 0 |
| 70 | AKUNTAN | 0 | 0 | 0 | 0 | 0 | 0 | 0 |
| 71 | KONSULTAN | 0 | 0 | 0 | 0 | 0 | 0 | 0 |
| 72 | DOKTER | 1 | 5 | 0 | 0 | 0 | 3 | 9 |
| 73 | BIDAN | 5 | 20 | 3 | 3 | 5 | 5 | 41 |
| 74 | PERAWAT | 1 | 10 | 1 | 5 | 1 | 8 | 26 |
| 75 | APOTEKER | 3 | 0 | 0 | 0 | 0 | 1 | 4 |
| 76 | PSIKIATER/PSIKOLOG | 0 | 0 | 0 | 0 | 0 | 0 | 0 |
| 77 | PENYIAR TELEVISI | 0 | 0 | 0 | 0 | 0 | 0 | 0 |
| 78 | PENYIAR RADIO | 0 | 0 | 0 | 0 | 0 | 0 | 0 |
| 79 | PELAUT | 0 | 0 | 0 | 0 | 0 | 0 | 0 |
| 80 | PENELITI | 0 | 0 | 0 | 0 | 0 | 0 | 0 |
| 81 | SOPIR | 0 | 0 | 0 | 0 | 0 | 0 | 0 |
| 82 | PIALANG | 0 | 0 | 0 | 0 | 0 | 0 | 0 |

| | | | | | | | | |
|---------------|------------------------------|--------------|--------------|--------------|--------------|--------------|--------------|---------------|
| 83 | PARANORMAL | 0 | 0 | 0 | 0 | 0 | 0 | 0 |
| 84 | PEDAGANG | 19 | 13 | 1 | 7 | 4 | 3 | 47 |
| 85 | PERANGKAT DESA | 0 | 0 | 0 | 0 | 0 | 1 | 1 |
| 86 | KEPALA DESA | 0 | 0 | 0 | 0 | 0 | 0 | 0 |
| 87 | BIARAWAN/BIARAWATI | 0 | 0 | 0 | 0 | 0 | 0 | 0 |
| 88 | WIRASWASTA | 94 | 101 | 31 | 39 | 33 | 86 | 384 |
| 89 | ANGGOTA LEMB. TINGGI LAINNYA | 0 | 0 | 0 | 0 | 0 | 0 | 0 |
| 90 | ARTIS | 0 | 0 | 0 | 0 | 0 | 0 | 0 |
| 91 | ATLIT | 0 | 0 | 0 | 0 | 0 | 0 | 0 |
| 92 | CHEFF | 0 | 0 | 0 | 0 | 0 | 0 | 0 |
| 93 | MANAJER | 0 | 0 | 0 | 0 | 0 | 0 | 0 |
| 94 | TENAGA TATA USAHA | 0 | 0 | 0 | 0 | 0 | 0 | 0 |
| 95 | OPERATOR | 0 | 0 | 0 | 0 | 0 | 0 | 0 |
| 96 | PEKERJA PENGOLAHAN KERAJINAN | 0 | 0 | 0 | 0 | 0 | 0 | 0 |
| 97 | TEKNISI | 0 | 0 | 0 | 0 | 0 | 0 | 0 |
| 98 | ASISTEN AHLI | 0 | 0 | 0 | 0 | 0 | 0 | 0 |
| 99 | PEKERJAAN LAINNYA | 0 | 0 | 0 | 0 | 0 | 0 | 0 |
| JUMLAH | | 2.917 | 3.778 | 2.972 | 2.950 | 2.068 | 3.220 | 17.905 |

5.1.4. Penduduk Kecamatan Raba Berdasarkan Jenis Pekerjaan

| NO. | PEKERJAAN | PENARAGA | RONTU | PENANAE | KENDO | NTOBO | NITU | RABANGODU SELATAN | RABADOMPU TIMUR | RITE | RABADOMPU BARAT | RABANGODU UTARA | RABA |
|-----|----------------------------|----------|-------|---------|-------|-------|------|-------------------|-----------------|------|-----------------|-----------------|--------|
| 1 | BELUM/TIDAK BEKERJA | 1.481 | 1.049 | 1.374 | 485 | 1.213 | 542 | 1.115 | 1.141 | 743 | 1.552 | 1.263 | 11.958 |
| 2 | MENGURUS RUMAH TANGGA | 994 | 794 | 955 | 407 | 1.076 | 415 | 618 | 872 | 547 | 1.120 | 711 | 8.509 |
| 3 | PELAJAR/MAHASISWA | 971 | 495 | 613 | 190 | 491 | 155 | 775 | 563 | 396 | 785 | 936 | 6.370 |
| 4 | PENSIUNAN | 80 | 24 | 30 | 9 | 12 | 0 | 118 | 55 | 16 | 85 | 182 | 611 |
| 5 | PEGAWAI NEGERI SIPIL (PNS) | 321 | 136 | 94 | 33 | 34 | 12 | 417 | 204 | 91 | 311 | 538 | 2.191 |
| 6 | TENTARA NASIONAL INDONESIA | 9 | 7 | 3 | 4 | 0 | 0 | 21 | 7 | 5 | 19 | 9 | 84 |
| 7 | KEPOLISIAN RI (POLRI) | 18 | 5 | 7 | 2 | 7 | 0 | 49 | 29 | 16 | 27 | 32 | 192 |
| 8 | PERDAGANGAN | 3 | 6 | 4 | 2 | 2 | 0 | 3 | 8 | 3 | 8 | 10 | 49 |
| 9 | PETANI/PEKEBUN | 63 | 169 | 258 | 185 | 604 | 311 | 46 | 261 | 127 | 301 | 27 | 2.352 |
| 10 | PETERNAK | 1 | 1 | 1 | 0 | 0 | 1 | 1 | 0 | 0 | 1 | 0 | 6 |
| 11 | NELAYAN/PERIKANAN | 1 | 0 | 2 | 0 | 0 | 1 | 0 | 1 | 0 | 1 | 1 | 7 |
| 12 | INDUSTRI | 1 | 0 | 0 | 0 | 0 | 0 | 0 | 0 | 0 | 0 | 0 | 1 |
| 13 | KONSTRUKSI | 1 | 0 | 0 | 0 | 0 | 0 | 0 | 0 | 0 | 0 | 0 | 1 |
| 14 | TRANSPORTASI | 9 | 2 | 15 | 2 | 4 | 0 | 11 | 4 | 2 | 5 | 2 | 56 |
| 15 | KARYAWAN SWASTA | 159 | 75 | 125 | 25 | 75 | 17 | 99 | 115 | 42 | 107 | 126 | 965 |
| 16 | KARYAWAN BUMN | 27 | 5 | 1 | 0 | 4 | 0 | 26 | 12 | 4 | 24 | 26 | 129 |
| 17 | KARYAWAN BUMD | 6 | 1 | 1 | 0 | 1 | 0 | 2 | 4 | 1 | 5 | 9 | 30 |
| 18 | KARYAWAN HONORER | 216 | 144 | 166 | 45 | 74 | 32 | 252 | 185 | 93 | 214 | 263 | 1.684 |
| 19 | BURUH HARIAN LEPAS | 72 | 93 | 34 | 6 | 39 | 4 | 13 | 6 | 23 | 12 | 7 | 309 |

| | | | | | | | | | | | | | |
|----|-------------------------|----|----|-----|----|----|----|----|----|-----|-----|---|-----|
| 20 | BURUH TANI/PERKEBUNAN | 51 | 35 | 140 | 79 | 57 | 17 | 4 | 28 | 116 | 119 | 5 | 651 |
| 21 | BURUH NELAYAN/PERIKANAN | 0 | 1 | 0 | 0 | 0 | 0 | 0 | 1 | 0 | 0 | 0 | 2 |
| 22 | BURUH PETERNAKAN | 0 | 0 | 0 | 0 | 0 | 0 | 0 | 0 | 0 | 0 | 0 | 0 |
| 23 | PEMBANTU RUMAH TANGGA | 2 | 2 | 2 | 0 | 1 | 0 | 4 | 1 | 0 | 0 | 2 | 14 |
| 24 | TUKANG CUKUR | 1 | 0 | 1 | 0 | 0 | 0 | 0 | 0 | 0 | 0 | 1 | 3 |
| 25 | TUKANG LISTRIK | 0 | 0 | 2 | 1 | 0 | 0 | 1 | 0 | 1 | 0 | 0 | 5 |
| 26 | TUKANG BATU | 27 | 5 | 18 | 5 | 19 | 0 | 18 | 17 | 8 | 11 | 4 | 132 |
| 27 | TUKANG KAYU | 6 | 6 | 17 | 6 | 22 | 0 | 2 | 8 | 11 | 6 | 7 | 91 |
| 28 | TUKANG SOL SEPATU | 2 | 0 | 0 | 0 | 0 | 0 | 0 | 0 | 0 | 0 | 1 | 3 |
| 29 | TUKANG LAS/PANDAI BESI | 7 | 0 | 7 | 0 | 2 | 1 | 1 | 0 | 1 | 0 | 0 | 19 |
| 30 | TUKANG JAHIT | 6 | 1 | 3 | 0 | 2 | 0 | 2 | 1 | 1 | 0 | 5 | 21 |
| 31 | TUKANG GIGI | 0 | 0 | 0 | 0 | 0 | 0 | 0 | 1 | 0 | 0 | 0 | 1 |
| 32 | PENATA RIAS | 0 | 0 | 0 | 0 | 0 | 0 | 0 | 0 | 0 | 1 | 1 | 2 |
| 33 | PENATA BUSANA | 0 | 1 | 0 | 0 | 0 | 0 | 0 | 0 | 0 | 0 | 0 | 1 |
| 34 | PENATA RAMBUT | 0 | 0 | 1 | 0 | 0 | 0 | 0 | 0 | 0 | 0 | 1 | 2 |
| 35 | MEKANIK | 5 | 3 | 2 | 0 | 0 | 0 | 2 | 0 | 1 | 1 | 2 | 16 |
| 36 | SENIMAN | 1 | 0 | 0 | 0 | 0 | 0 | 0 | 0 | 0 | 2 | 0 | 3 |
| 37 | TABIB | 2 | 0 | 0 | 0 | 0 | 0 | 0 | 0 | 0 | 0 | 0 | 2 |
| 38 | PARAJI | 0 | 0 | 0 | 0 | 0 | 0 | 0 | 0 | 0 | 0 | 0 | 0 |
| 39 | PERANCANG BUSANA | 0 | 0 | 0 | 0 | 0 | 0 | 0 | 0 | 0 | 0 | 0 | 0 |
| 40 | PENTERJEMAH | 0 | 0 | 0 | 0 | 0 | 0 | 0 | 0 | 0 | 0 | 0 | 0 |

| | | | | | | | | | | | | | |
|----|-----------------------------|---|---|---|---|---|---|---|---|---|---|---|---|
| 41 | IMAM MASJID | 0 | 0 | 0 | 0 | 0 | 0 | 1 | 0 | 0 | 0 | 2 | 3 |
| 42 | PENDETA | 0 | 0 | 0 | 0 | 0 | 0 | 0 | 0 | 0 | 0 | 0 | 0 |
| 43 | PASTOR | 0 | 0 | 0 | 0 | 0 | 0 | 1 | 0 | 0 | 0 | 0 | 1 |
| 44 | WARTAWAN | 0 | 0 | 2 | 0 | 1 | 0 | 1 | 0 | 1 | 2 | 1 | 8 |
| 45 | USTADZ/MUBALIGH | 0 | 0 | 0 | 0 | 0 | 0 | 0 | 0 | 0 | 0 | 0 | 0 |
| 46 | JURU MASAK | 0 | 0 | 0 | 0 | 0 | 0 | 0 | 0 | 0 | 0 | 0 | 0 |
| 47 | PROMOTOR ACARA | 0 | 0 | 0 | 0 | 0 | 0 | 0 | 0 | 0 | 0 | 0 | 0 |
| 48 | ANGGOTA DPR RI | 0 | 0 | 0 | 0 | 0 | 0 | 0 | 0 | 0 | 0 | 0 | 0 |
| 49 | ANGGOTA DPD RI | 0 | 0 | 0 | 0 | 0 | 0 | 0 | 0 | 0 | 0 | 0 | 0 |
| 50 | ANGGOTA BPK | 0 | 0 | 0 | 0 | 0 | 0 | 0 | 0 | 0 | 0 | 0 | 0 |
| 51 | PRESIDEN | 0 | 0 | 0 | 0 | 0 | 0 | 0 | 0 | 0 | 0 | 0 | 0 |
| 52 | WAKIL PRESIDEN | 0 | 0 | 0 | 0 | 0 | 0 | 0 | 0 | 0 | 0 | 0 | 0 |
| 53 | ANGGOTA MAHKAMAH KONSTITUSI | 0 | 0 | 0 | 0 | 0 | 0 | 0 | 0 | 0 | 0 | 0 | 0 |
| 54 | ANGGOTA KABINET KEMENTRIAN | 0 | 0 | 0 | 0 | 0 | 0 | 0 | 0 | 0 | 0 | 0 | 0 |
| 55 | DUTA BESAR | 0 | 0 | 0 | 0 | 0 | 0 | 0 | 0 | 0 | 0 | 0 | 0 |
| 56 | GUBERNUR | 0 | 0 | 0 | 0 | 0 | 0 | 0 | 0 | 0 | 0 | 0 | 0 |
| 57 | WAKIL GUBERNUR | 0 | 0 | 0 | 0 | 0 | 0 | 0 | 0 | 0 | 0 | 0 | 0 |
| 58 | BUPATI | 0 | 0 | 0 | 0 | 0 | 0 | 0 | 0 | 0 | 0 | 0 | 0 |
| 59 | WAKIL BUPATI | 0 | 0 | 0 | 0 | 0 | 0 | 0 | 0 | 0 | 0 | 0 | 0 |
| 60 | WALIKOTA | 0 | 0 | 0 | 0 | 0 | 0 | 0 | 0 | 0 | 0 | 0 | 0 |
| 61 | WAKIL WALIKOTA | 0 | 0 | 0 | 0 | 0 | 0 | 0 | 0 | 0 | 0 | 0 | 0 |

| | | | | | | | | | | | | | |
|----|------------------------|----|----|----|----|----|---|----|----|----|----|----|-----|
| 62 | ANGGOTA DPRD PROP. | 0 | 0 | 0 | 0 | 0 | 0 | 0 | 0 | 0 | 0 | 0 | 0 |
| 63 | ANGGOTA DPRD KAB./KOTA | 1 | 0 | 0 | 0 | 0 | 0 | 1 | 0 | 0 | 1 | 1 | 4 |
| 64 | DOSEN | 8 | 1 | 7 | 0 | 0 | 0 | 6 | 2 | 4 | 9 | 17 | 54 |
| 65 | GURU | 40 | 14 | 26 | 10 | 12 | 2 | 86 | 38 | 17 | 36 | 97 | 378 |
| 66 | PILOT | 0 | 0 | 0 | 0 | 0 | 0 | 0 | 0 | 0 | 0 | 0 | 0 |
| 67 | PENGACARA | 1 | 1 | 0 | 0 | 0 | 0 | 2 | 0 | 0 | 0 | 2 | 6 |
| 68 | NOTARIS | 2 | 0 | 0 | 0 | 0 | 0 | 0 | 1 | 0 | 0 | 0 | 3 |
| 69 | ARSITEK | 0 | 0 | 0 | 0 | 0 | 0 | 0 | 0 | 0 | 0 | 0 | 0 |
| 70 | AKUNTAN | 0 | 0 | 0 | 0 | 1 | 0 | 0 | 0 | 0 | 0 | 0 | 1 |
| 71 | KONSULTAN | 0 | 0 | 0 | 0 | 0 | 0 | 0 | 0 | 0 | 0 | 1 | 1 |
| 72 | DOKTER | 7 | 0 | 0 | 0 | 0 | 0 | 3 | 1 | 0 | 11 | 13 | 35 |
| 73 | BIDAN | 3 | 7 | 5 | 1 | 0 | 0 | 9 | 5 | 3 | 4 | 7 | 44 |
| 74 | PERAWAT | 5 | 0 | 1 | 0 | 4 | 0 | 10 | 3 | 4 | 5 | 17 | 49 |
| 75 | APOTEKER | 0 | 0 | 0 | 1 | 0 | 0 | 0 | 0 | 0 | 0 | 3 | 4 |
| 76 | PSIKIATER/PSIKOLOG | 0 | 0 | 0 | 0 | 0 | 0 | 0 | 0 | 0 | 0 | 0 | 0 |
| 77 | PENYIAR TELEVISI | 0 | 0 | 0 | 0 | 0 | 0 | 0 | 0 | 0 | 0 | 0 | 0 |
| 78 | PENYIAR RADIO | 0 | 0 | 0 | 0 | 0 | 0 | 0 | 0 | 0 | 0 | 0 | 0 |
| 79 | PELAUT | 2 | 1 | 1 | 0 | 1 | 0 | 0 | 1 | 0 | 2 | 1 | 9 |
| 80 | PENELITI | 0 | 0 | 0 | 0 | 0 | 0 | 0 | 0 | 0 | 0 | 0 | 0 |
| 81 | SOPIR | 24 | 27 | 8 | 2 | 1 | 2 | 1 | 21 | 3 | 14 | 10 | 113 |
| 82 | PIALANG | 0 | 0 | 0 | 0 | 0 | 0 | 0 | 0 | 0 | 0 | 0 | 0 |

| | | | | | | | | | | | | | |
|---------------|------------------------------|--------------|--------------|--------------|--------------|--------------|--------------|--------------|--------------|--------------|--------------|--------------|---------------|
| 83 | PARANORMAL | 0 | 0 | 0 | 0 | 0 | 0 | 0 | 0 | 0 | 0 | 0 | 0 |
| 84 | PEDAGANG | 14 | 10 | 6 | 2 | 3 | 0 | 12 | 7 | 2 | 8 | 42 | 106 |
| 85 | PERANGKAT DESA | 0 | 0 | 0 | 1 | 0 | 0 | 0 | 0 | 0 | 0 | 0 | 1 |
| 86 | KEPALA DESA | 0 | 0 | 0 | 0 | 0 | 0 | 0 | 0 | 0 | 0 | 0 | 0 |
| 87 | BIARAWAN/BIARAWATI | 0 | 0 | 0 | 0 | 0 | 0 | 2 | 0 | 0 | 0 | 0 | 2 |
| 88 | WIRASWASTA | 541 | 177 | 255 | 51 | 134 | 32 | 308 | 199 | 128 | 404 | 494 | 2.723 |
| 89 | ANGGOTA LEMB. TINGGI LAINNYA | 1 | 0 | 0 | 0 | 0 | 0 | 0 | 0 | 0 | 0 | 0 | 1 |
| 90 | ARTIS | 0 | 0 | 0 | 0 | 0 | 0 | 0 | 0 | 0 | 0 | 0 | 0 |
| 91 | ATLIT | 0 | 0 | 0 | 0 | 0 | 0 | 0 | 0 | 0 | 0 | 0 | 0 |
| 92 | CHEFF | 0 | 0 | 0 | 0 | 0 | 0 | 0 | 0 | 0 | 0 | 0 | 0 |
| 93 | MANAJER | 0 | 0 | 0 | 0 | 0 | 0 | 0 | 0 | 0 | 0 | 0 | 0 |
| 94 | TENAGA TATA USAHA | 0 | 0 | 0 | 0 | 0 | 0 | 0 | 0 | 0 | 0 | 0 | 0 |
| 95 | OPERATOR | 0 | 0 | 0 | 0 | 0 | 0 | 0 | 0 | 0 | 0 | 0 | 0 |
| 96 | PEKERJA PENGOLAHAN KERAJINAN | 0 | 0 | 0 | 0 | 0 | 0 | 0 | 0 | 0 | 0 | 0 | 0 |
| 97 | TEKNISI | 0 | 0 | 0 | 0 | 0 | 0 | 0 | 0 | 0 | 0 | 0 | 0 |
| 98 | ASISTEN AHLI | 0 | 0 | 0 | 0 | 0 | 0 | 0 | 0 | 0 | 0 | 0 | 0 |
| 99 | PEKERJAAN LAINNYA | 0 | 0 | 0 | 0 | 0 | 2 | 0 | 0 | 0 | 1 | 0 | 3 |
| JUMLAH | | 5.192 | 3.298 | 4.187 | 1.554 | 3.896 | 1.546 | 4.043 | 3.802 | 2.410 | 5.214 | 4.879 | 40.021 |

5.1.4.a. Penduduk Laki-laki Kecamatan Raba Berdasarkan Jenis Pekerjaan

| NO. | PEKERJAAN | PENARAGA | RONTU | PENANAE | KENDO | NTOBO | NITU | RABANGODU SELATAN | RABADOMPU TIMUR | RITE | RABADOMPU BARAT | RABANGODU UTARA | RABA |
|-----|----------------------------|----------|-------|---------|-------|-------|------|-------------------|-----------------|------|-----------------|-----------------|-------|
| 1 | BELUM/TIDAK BEKERJA | 783 | 588 | 746 | 260 | 642 | 286 | 597 | 640 | 432 | 846 | 703 | 6.523 |
| 2 | MENGURUS RUMAH TANGGA | 0 | 0 | 0 | 0 | 0 | 0 | 0 | 0 | 0 | 0 | 0 | 0 |
| 3 | PELAJAR/MAHASISWA | 513 | 261 | 335 | 97 | 262 | 78 | 410 | 284 | 209 | 398 | 495 | 3.342 |
| 4 | PENSIUNAN | 56 | 18 | 22 | 8 | 9 | 0 | 83 | 44 | 14 | 56 | 116 | 426 |
| 5 | PEGAWAI NEGERI SIPIL (PNS) | 184 | 95 | 56 | 17 | 20 | 9 | 226 | 115 | 57 | 157 | 299 | 1.235 |
| 6 | TENTARA NASIONAL INDONESIA | 9 | 7 | 3 | 4 | 0 | 0 | 21 | 7 | 5 | 19 | 9 | 84 |
| 7 | KEPOLISIAN RI (POLRI) | 17 | 5 | 7 | 2 | 6 | 0 | 49 | 29 | 15 | 27 | 32 | 189 |
| 8 | PERDAGANGAN | 1 | 4 | 1 | 0 | 1 | 0 | 2 | 5 | 3 | 4 | 5 | 26 |
| 9 | PETANI/PEKEBUN | 61 | 165 | 257 | 184 | 599 | 305 | 45 | 258 | 126 | 295 | 27 | 2.322 |
| 10 | PETERNAK | 0 | 1 | 1 | 0 | 0 | 1 | 1 | 0 | 0 | 1 | 0 | 5 |
| 11 | NELAYAN/PERIKANAN | 1 | 0 | 2 | 0 | 0 | 1 | 0 | 1 | 0 | 1 | 1 | 7 |
| 12 | INDUSTRI | 0 | 0 | 0 | 0 | 0 | 0 | 0 | 0 | 0 | 0 | 0 | 0 |
| 13 | KONSTRUKSI | 1 | 0 | 0 | 0 | 0 | 0 | 0 | 0 | 0 | 0 | 0 | 1 |
| 14 | TRANSPORTASI | 9 | 2 | 15 | 2 | 4 | 0 | 11 | 4 | 2 | 5 | 2 | 56 |
| 15 | KARYAWAN SWASTA | 114 | 59 | 109 | 20 | 59 | 13 | 68 | 97 | 27 | 80 | 88 | 734 |
| 16 | KARYAWAN BUMN | 18 | 4 | 0 | 0 | 4 | 0 | 19 | 10 | 1 | 13 | 17 | 86 |
| 17 | KARYAWAN BUMD | 4 | 1 | 0 | 0 | 1 | 0 | 1 | 1 | 1 | 3 | 7 | 19 |
| 18 | KARYAWAN HONORER | 98 | 90 | 82 | 21 | 42 | 17 | 125 | 94 | 48 | 95 | 118 | 830 |
| 19 | BURUH HARIAN LEPAS | 71 | 92 | 34 | 6 | 38 | 4 | 13 | 6 | 23 | 12 | 7 | 306 |

| | | | | | | | | | | | | | |
|----|-------------------------|----|----|-----|----|----|----|----|----|-----|-----|---|-----|
| 20 | BURUH TANI/PERKEBUNAN | 51 | 35 | 139 | 79 | 56 | 17 | 4 | 27 | 115 | 119 | 5 | 647 |
| 21 | BURUH NELAYAN/PERIKANAN | 0 | 1 | 0 | 0 | 0 | 0 | 0 | 1 | 0 | 0 | 0 | 2 |
| 22 | BURUH PETERNAKAN | 0 | 0 | 0 | 0 | 0 | 0 | 0 | 0 | 0 | 0 | 0 | 0 |
| 23 | PEMBANTU RUMAH TANGGA | 0 | 0 | 0 | 0 | 0 | 0 | 0 | 0 | 0 | 0 | 0 | 0 |
| 24 | TUKANG CUKUR | 1 | 0 | 1 | 0 | 0 | 0 | 0 | 0 | 0 | 0 | 1 | 3 |
| 25 | TUKANG LISTRIK | 0 | 0 | 2 | 1 | 0 | 0 | 1 | 0 | 1 | 0 | 0 | 5 |
| 26 | TUKANG BATU | 27 | 5 | 18 | 5 | 19 | 0 | 18 | 17 | 8 | 11 | 4 | 132 |
| 27 | TUKANG KAYU | 6 | 6 | 17 | 6 | 22 | 0 | 2 | 8 | 11 | 6 | 7 | 91 |
| 28 | TUKANG SOL SEPATU | 1 | 0 | 0 | 0 | 0 | 0 | 0 | 0 | 0 | 0 | 1 | 2 |
| 29 | TUKANG LAS/PANDAI BESI | 7 | 0 | 7 | 0 | 2 | 1 | 1 | 0 | 1 | 0 | 0 | 19 |
| 30 | TUKANG JAHIT | 5 | 0 | 1 | 0 | 1 | 0 | 1 | 0 | 0 | 0 | 1 | 9 |
| 31 | TUKANG GIGI | 0 | 0 | 0 | 0 | 0 | 0 | 0 | 1 | 0 | 0 | 0 | 1 |
| 32 | PENATA RIAS | 0 | 0 | 0 | 0 | 0 | 0 | 0 | 0 | 0 | 0 | 1 | 1 |
| 33 | PENATA BUSANA | 0 | 0 | 0 | 0 | 0 | 0 | 0 | 0 | 0 | 0 | 0 | 0 |
| 34 | PENATA RAMBUT | 0 | 0 | 0 | 0 | 0 | 0 | 0 | 0 | 0 | 0 | 1 | 1 |
| 35 | MEKANIK | 5 | 3 | 2 | 0 | 0 | 0 | 2 | 0 | 1 | 1 | 2 | 16 |
| 36 | SENIMAN | 1 | 0 | 0 | 0 | 0 | 0 | 0 | 0 | 0 | 2 | 0 | 3 |
| 37 | TABIB | 2 | 0 | 0 | 0 | 0 | 0 | 0 | 0 | 0 | 0 | 0 | 2 |
| 38 | PARAJI | 0 | 0 | 0 | 0 | 0 | 0 | 0 | 0 | 0 | 0 | 0 | 0 |
| 39 | PERANCANG BUSANA | 0 | 0 | 0 | 0 | 0 | 0 | 0 | 0 | 0 | 0 | 0 | 0 |
| 40 | PENTERJEMAH | 0 | 0 | 0 | 0 | 0 | 0 | 0 | 0 | 0 | 0 | 0 | 0 |

| | | | | | | | | | | | | | |
|----|-----------------------------|---|---|---|---|---|---|---|---|---|---|---|---|
| 41 | IMAM MASJID | 0 | 0 | 0 | 0 | 0 | 0 | 1 | 0 | 0 | 0 | 2 | 3 |
| 42 | PENDETA | 0 | 0 | 0 | 0 | 0 | 0 | 0 | 0 | 0 | 0 | 0 | 0 |
| 43 | PASTOR | 0 | 0 | 0 | 0 | 0 | 0 | 1 | 0 | 0 | 0 | 0 | 1 |
| 44 | WARTAWAN | 0 | 0 | 2 | 0 | 1 | 0 | 1 | 0 | 1 | 2 | 1 | 8 |
| 45 | USTADZ/MUBALIGH | 0 | 0 | 0 | 0 | 0 | 0 | 0 | 0 | 0 | 0 | 0 | 0 |
| 46 | JURU MASAK | 0 | 0 | 0 | 0 | 0 | 0 | 0 | 0 | 0 | 0 | 0 | 0 |
| 47 | PROMOTOR ACARA | 0 | 0 | 0 | 0 | 0 | 0 | 0 | 0 | 0 | 0 | 0 | 0 |
| 48 | ANGGOTA DPR RI | 0 | 0 | 0 | 0 | 0 | 0 | 0 | 0 | 0 | 0 | 0 | 0 |
| 49 | ANGGOTA DPD RI | 0 | 0 | 0 | 0 | 0 | 0 | 0 | 0 | 0 | 0 | 0 | 0 |
| 50 | ANGGOTA BPK | 0 | 0 | 0 | 0 | 0 | 0 | 0 | 0 | 0 | 0 | 0 | 0 |
| 51 | PRESIDEN | 0 | 0 | 0 | 0 | 0 | 0 | 0 | 0 | 0 | 0 | 0 | 0 |
| 52 | WAKIL PRESIDEN | 0 | 0 | 0 | 0 | 0 | 0 | 0 | 0 | 0 | 0 | 0 | 0 |
| 53 | ANGGOTA MAHKAMAH KONSTITUSI | 0 | 0 | 0 | 0 | 0 | 0 | 0 | 0 | 0 | 0 | 0 | 0 |
| 54 | ANGGOTA KABINET KEMENTRIAN | 0 | 0 | 0 | 0 | 0 | 0 | 0 | 0 | 0 | 0 | 0 | 0 |
| 55 | DUTA BESAR | 0 | 0 | 0 | 0 | 0 | 0 | 0 | 0 | 0 | 0 | 0 | 0 |
| 56 | GUBERNUR | 0 | 0 | 0 | 0 | 0 | 0 | 0 | 0 | 0 | 0 | 0 | 0 |
| 57 | WAKIL GUBERNUR | 0 | 0 | 0 | 0 | 0 | 0 | 0 | 0 | 0 | 0 | 0 | 0 |
| 58 | BUPATI | 0 | 0 | 0 | 0 | 0 | 0 | 0 | 0 | 0 | 0 | 0 | 0 |
| 59 | WAKIL BUPATI | 0 | 0 | 0 | 0 | 0 | 0 | 0 | 0 | 0 | 0 | 0 | 0 |
| 60 | WALIKOTA | 0 | 0 | 0 | 0 | 0 | 0 | 0 | 0 | 0 | 0 | 0 | 0 |
| 61 | WAKIL WALIKOTA | 0 | 0 | 0 | 0 | 0 | 0 | 0 | 0 | 0 | 0 | 0 | 0 |

| | | | | | | | | | | | | | |
|----|------------------------|----|----|---|---|---|---|----|----|---|----|----|-----|
| 62 | ANGGOTA DPRD PROP. | 0 | 0 | 0 | 0 | 0 | 0 | 0 | 0 | 0 | 0 | 0 | 0 |
| 63 | ANGGOTA DPRD KAB./KOTA | 0 | 0 | 0 | 0 | 0 | 0 | 1 | 0 | 0 | 1 | 1 | 3 |
| 64 | DOSEN | 6 | 1 | 5 | 0 | 0 | 0 | 4 | 1 | 1 | 4 | 11 | 33 |
| 65 | GURU | 11 | 4 | 6 | 7 | 8 | 0 | 31 | 15 | 8 | 14 | 26 | 130 |
| 66 | PILOT | 0 | 0 | 0 | 0 | 0 | 0 | 0 | 0 | 0 | 0 | 0 | 0 |
| 67 | PENGACARA | 1 | 1 | 0 | 0 | 0 | 0 | 2 | 0 | 0 | 0 | 2 | 6 |
| 68 | NOTARIS | 0 | 0 | 0 | 0 | 0 | 0 | 0 | 1 | 0 | 0 | 0 | 1 |
| 69 | ARSITEK | 0 | 0 | 0 | 0 | 0 | 0 | 0 | 0 | 0 | 0 | 0 | 0 |
| 70 | AKUNTAN | 0 | 0 | 0 | 0 | 1 | 0 | 0 | 0 | 0 | 0 | 0 | 1 |
| 71 | KONSULTAN | 0 | 0 | 0 | 0 | 0 | 0 | 0 | 0 | 0 | 0 | 1 | 1 |
| 72 | DOKTER | 4 | 0 | 0 | 0 | 0 | 0 | 1 | 0 | 0 | 4 | 4 | 13 |
| 73 | BIDAN | 0 | 0 | 0 | 0 | 0 | 0 | 0 | 0 | 0 | 0 | 0 | 0 |
| 74 | PERAWAT | 1 | 0 | 1 | 0 | 1 | 0 | 4 | 0 | 0 | 0 | 4 | 11 |
| 75 | APOTEKER | 0 | 0 | 0 | 0 | 0 | 0 | 0 | 0 | 0 | 0 | 1 | 1 |
| 76 | PSIKIATER/PSIKOLOG | 0 | 0 | 0 | 0 | 0 | 0 | 0 | 0 | 0 | 0 | 0 | 0 |
| 77 | PENYIAR TELEVISI | 0 | 0 | 0 | 0 | 0 | 0 | 0 | 0 | 0 | 0 | 0 | 0 |
| 78 | PENYIAR RADIO | 0 | 0 | 0 | 0 | 0 | 0 | 0 | 0 | 0 | 0 | 0 | 0 |
| 79 | PELAUT | 2 | 1 | 1 | 0 | 1 | 0 | 0 | 1 | 0 | 2 | 1 | 9 |
| 80 | PENELITI | 0 | 0 | 0 | 0 | 0 | 0 | 0 | 0 | 0 | 0 | 0 | 0 |
| 81 | SOPIR | 24 | 27 | 8 | 2 | 1 | 2 | 1 | 21 | 3 | 14 | 10 | 113 |
| 82 | PIALANG | 0 | 0 | 0 | 0 | 0 | 0 | 0 | 0 | 0 | 0 | 0 | 0 |

| | | | | | | | | | | | | | |
|---------------|------------------------------|--------------|--------------|--------------|------------|--------------|------------|--------------|--------------|--------------|--------------|--------------|---------------|
| 83 | PARANORMAL | 0 | 0 | 0 | 0 | 0 | 0 | 0 | 0 | 0 | 0 | 0 | 0 |
| 84 | PEDAGANG | 2 | 5 | 0 | 0 | 2 | 0 | 3 | 2 | 1 | 2 | 20 | 37 |
| 85 | PERANGKAT DESA | 0 | 0 | 0 | 1 | 0 | 0 | 0 | 0 | 0 | 0 | 0 | 1 |
| 86 | KEPALA DESA | 0 | 0 | 0 | 0 | 0 | 0 | 0 | 0 | 0 | 0 | 0 | 0 |
| 87 | BIARAWAN/BIARAWATI | 0 | 0 | 0 | 0 | 0 | 0 | 0 | 0 | 0 | 0 | 0 | 0 |
| 88 | WIRASWASTA | 451 | 155 | 215 | 45 | 123 | 30 | 247 | 168 | 112 | 329 | 376 | 2.251 |
| 89 | ANGGOTA LEMB. TINGGI LAINNYA | 1 | 0 | 0 | 0 | 0 | 0 | 0 | 0 | 0 | 0 | 0 | 1 |
| 90 | ARTIS | 0 | 0 | 0 | 0 | 0 | 0 | 0 | 0 | 0 | 0 | 0 | 0 |
| 91 | ATLIT | 0 | 0 | 0 | 0 | 0 | 0 | 0 | 0 | 0 | 0 | 0 | 0 |
| 92 | CHEFF | 0 | 0 | 0 | 0 | 0 | 0 | 0 | 0 | 0 | 0 | 0 | 0 |
| 93 | MANAJER | 0 | 0 | 0 | 0 | 0 | 0 | 0 | 0 | 0 | 0 | 0 | 0 |
| 94 | TENAGA TATA USAHA | 0 | 0 | 0 | 0 | 0 | 0 | 0 | 0 | 0 | 0 | 0 | 0 |
| 95 | OPERATOR | 0 | 0 | 0 | 0 | 0 | 0 | 0 | 0 | 0 | 0 | 0 | 0 |
| 96 | PEKERJA PENGOLAHAN KERAJINAN | 0 | 0 | 0 | 0 | 0 | 0 | 0 | 0 | 0 | 0 | 0 | 0 |
| 97 | TEKNISI | 0 | 0 | 0 | 0 | 0 | 0 | 0 | 0 | 0 | 0 | 0 | 0 |
| 98 | ASISTEN AHLI | 0 | 0 | 0 | 0 | 0 | 0 | 0 | 0 | 0 | 0 | 0 | 0 |
| 99 | PEKERJAAN LAINNYA | 0 | 0 | 0 | 0 | 0 | 2 | 0 | 0 | 0 | 1 | 0 | 3 |
| JUMLAH | | 2.549 | 1.636 | 2.095 | 767 | 1.925 | 766 | 1.997 | 1.858 | 1.226 | 2.524 | 2.409 | 19.752 |

5.1.4.b. Penduduk Perempuan Kecamatan Raba Berdasarkan Jenis Pekerjaan

| NO. | PEKERJAAN | PENARAGA | RONTU | PENANAE | KENDO | NTOBO | NITU | RABANGODU SELATAN | RABADOMPU TIMUR | RITE | RABADOMPU BARAT | RABANGODU UTARA | RABA |
|-----|----------------------------|----------|-------|---------|-------|-------|------|-------------------|-----------------|------|-----------------|-----------------|-------|
| 1 | BELUM/TIDAK BEKERJA | 698 | 461 | 628 | 225 | 571 | 256 | 518 | 501 | 311 | 706 | 560 | 5.435 |
| 2 | MENGURUS RUMAH TANGGA | 994 | 794 | 955 | 407 | 1.076 | 415 | 618 | 872 | 547 | 1.120 | 711 | 8.509 |
| 3 | PELAJAR/MAHASISWA | 458 | 234 | 278 | 93 | 229 | 77 | 365 | 279 | 187 | 387 | 441 | 3.028 |
| 4 | PENSIUNAN | 24 | 6 | 8 | 1 | 3 | 0 | 35 | 11 | 2 | 29 | 66 | 185 |
| 5 | PEGAWAI NEGERI SIPIL (PNS) | 137 | 41 | 38 | 16 | 14 | 3 | 191 | 89 | 34 | 154 | 239 | 956 |
| 6 | TENTARA NASIONAL INDONESIA | 0 | 0 | 0 | 0 | 0 | 0 | 0 | 0 | 0 | 0 | 0 | 0 |
| 7 | KEPOLISIAN RI (POLRI) | 1 | 0 | 0 | 0 | 1 | 0 | 0 | 0 | 1 | 0 | 0 | 3 |
| 8 | PERDAGANGAN | 2 | 2 | 3 | 2 | 1 | 0 | 1 | 3 | 0 | 4 | 5 | 23 |
| 9 | PETANI/PEKEBUN | 2 | 4 | 1 | 1 | 5 | 6 | 1 | 3 | 1 | 6 | 0 | 30 |
| 10 | PETERNAK | 1 | 0 | 0 | 0 | 0 | 0 | 0 | 0 | 0 | 0 | 0 | 1 |
| 11 | NELAYAN/PERIKANAN | 0 | 0 | 0 | 0 | 0 | 0 | 0 | 0 | 0 | 0 | 0 | 0 |
| 12 | INDUSTRI | 1 | 0 | 0 | 0 | 0 | 0 | 0 | 0 | 0 | 0 | 0 | 1 |
| 13 | KONSTRUKSI | 0 | 0 | 0 | 0 | 0 | 0 | 0 | 0 | 0 | 0 | 0 | 0 |
| 14 | TRANSPORTASI | 0 | 0 | 0 | 0 | 0 | 0 | 0 | 0 | 0 | 0 | 0 | 0 |
| 15 | KARYAWAN SWASTA | 45 | 16 | 16 | 5 | 16 | 4 | 31 | 18 | 15 | 27 | 38 | 231 |
| 16 | KARYAWAN BUMN | 9 | 1 | 1 | 0 | 0 | 0 | 7 | 2 | 3 | 11 | 9 | 43 |
| 17 | KARYAWAN BUMD | 2 | 0 | 1 | 0 | 0 | 0 | 1 | 3 | 0 | 2 | 2 | 11 |
| 18 | KARYAWAN HONORER | 118 | 54 | 84 | 24 | 32 | 15 | 127 | 91 | 45 | 119 | 145 | 854 |
| 19 | BURUH HARIAN LEPAS | 1 | 1 | 0 | 0 | 1 | 0 | 0 | 0 | 0 | 0 | 0 | 3 |

| | | | | | | | | | | | | | |
|----|-------------------------|---|---|---|---|---|---|---|---|---|---|---|----|
| 20 | BURUH TANI/PERKEBUNAN | 0 | 0 | 1 | 0 | 1 | 0 | 0 | 1 | 1 | 0 | 0 | 4 |
| 21 | BURUH NELAYAN/PERIKANAN | 0 | 0 | 0 | 0 | 0 | 0 | 0 | 0 | 0 | 0 | 0 | 0 |
| 22 | BURUH PETERNAKAN | 0 | 0 | 0 | 0 | 0 | 0 | 0 | 0 | 0 | 0 | 0 | 0 |
| 23 | PEMBANTU RUMAH TANGGA | 2 | 2 | 2 | 0 | 1 | 0 | 4 | 1 | 0 | 0 | 2 | 14 |
| 24 | TUKANG CUKUR | 0 | 0 | 0 | 0 | 0 | 0 | 0 | 0 | 0 | 0 | 0 | 0 |
| 25 | TUKANG LISTRIK | 0 | 0 | 0 | 0 | 0 | 0 | 0 | 0 | 0 | 0 | 0 | 0 |
| 26 | TUKANG BATU | 0 | 0 | 0 | 0 | 0 | 0 | 0 | 0 | 0 | 0 | 0 | 0 |
| 27 | TUKANG KAYU | 0 | 0 | 0 | 0 | 0 | 0 | 0 | 0 | 0 | 0 | 0 | 0 |
| 28 | TUKANG SOL SEPATU | 1 | 0 | 0 | 0 | 0 | 0 | 0 | 0 | 0 | 0 | 0 | 1 |
| 29 | TUKANG LAS/PANDAI BESI | 0 | 0 | 0 | 0 | 0 | 0 | 0 | 0 | 0 | 0 | 0 | 0 |
| 30 | TUKANG JAHIT | 1 | 1 | 2 | 0 | 1 | 0 | 1 | 1 | 1 | 0 | 4 | 12 |
| 31 | TUKANG GIGI | 0 | 0 | 0 | 0 | 0 | 0 | 0 | 0 | 0 | 0 | 0 | 0 |
| 32 | PENATA RIAS | 0 | 0 | 0 | 0 | 0 | 0 | 0 | 0 | 0 | 1 | 0 | 1 |
| 33 | PENATA BUSANA | 0 | 1 | 0 | 0 | 0 | 0 | 0 | 0 | 0 | 0 | 0 | 1 |
| 34 | PENATA RAMBUT | 0 | 0 | 1 | 0 | 0 | 0 | 0 | 0 | 0 | 0 | 0 | 1 |
| 35 | MEKANIK | 0 | 0 | 0 | 0 | 0 | 0 | 0 | 0 | 0 | 0 | 0 | 0 |
| 36 | SENIMAN | 0 | 0 | 0 | 0 | 0 | 0 | 0 | 0 | 0 | 0 | 0 | 0 |
| 37 | TABIB | 0 | 0 | 0 | 0 | 0 | 0 | 0 | 0 | 0 | 0 | 0 | 0 |
| 38 | PARAJI | 0 | 0 | 0 | 0 | 0 | 0 | 0 | 0 | 0 | 0 | 0 | 0 |
| 39 | PERANCANG BUSANA | 0 | 0 | 0 | 0 | 0 | 0 | 0 | 0 | 0 | 0 | 0 | 0 |
| 40 | PENTERJEMAH | 0 | 0 | 0 | 0 | 0 | 0 | 0 | 0 | 0 | 0 | 0 | 0 |

| | | | | | | | | | | | | | |
|----|-----------------------------|---|---|---|---|---|---|---|---|---|---|---|---|
| 41 | IMAM MASJID | 0 | 0 | 0 | 0 | 0 | 0 | 0 | 0 | 0 | 0 | 0 | 0 |
| 42 | PENDETA | 0 | 0 | 0 | 0 | 0 | 0 | 0 | 0 | 0 | 0 | 0 | 0 |
| 43 | PASTOR | 0 | 0 | 0 | 0 | 0 | 0 | 0 | 0 | 0 | 0 | 0 | 0 |
| 44 | WARTAWAN | 0 | 0 | 0 | 0 | 0 | 0 | 0 | 0 | 0 | 0 | 0 | 0 |
| 45 | USTADZ/MUBALIGH | 0 | 0 | 0 | 0 | 0 | 0 | 0 | 0 | 0 | 0 | 0 | 0 |
| 46 | JURU MASAK | 0 | 0 | 0 | 0 | 0 | 0 | 0 | 0 | 0 | 0 | 0 | 0 |
| 47 | PROMOTOR ACARA | 0 | 0 | 0 | 0 | 0 | 0 | 0 | 0 | 0 | 0 | 0 | 0 |
| 48 | ANGGOTA DPR RI | 0 | 0 | 0 | 0 | 0 | 0 | 0 | 0 | 0 | 0 | 0 | 0 |
| 49 | ANGGOTA DPD RI | 0 | 0 | 0 | 0 | 0 | 0 | 0 | 0 | 0 | 0 | 0 | 0 |
| 50 | ANGGOTA BPK | 0 | 0 | 0 | 0 | 0 | 0 | 0 | 0 | 0 | 0 | 0 | 0 |
| 51 | PRESIDEN | 0 | 0 | 0 | 0 | 0 | 0 | 0 | 0 | 0 | 0 | 0 | 0 |
| 52 | WAKIL PRESIDEN | 0 | 0 | 0 | 0 | 0 | 0 | 0 | 0 | 0 | 0 | 0 | 0 |
| 53 | ANGGOTA MAHKAMAH KONSTITUSI | 0 | 0 | 0 | 0 | 0 | 0 | 0 | 0 | 0 | 0 | 0 | 0 |
| 54 | ANGGOTA KABINET KEMENTRIAN | 0 | 0 | 0 | 0 | 0 | 0 | 0 | 0 | 0 | 0 | 0 | 0 |
| 55 | DUTA BESAR | 0 | 0 | 0 | 0 | 0 | 0 | 0 | 0 | 0 | 0 | 0 | 0 |
| 56 | GUBERNUR | 0 | 0 | 0 | 0 | 0 | 0 | 0 | 0 | 0 | 0 | 0 | 0 |
| 57 | WAKIL GUBERNUR | 0 | 0 | 0 | 0 | 0 | 0 | 0 | 0 | 0 | 0 | 0 | 0 |
| 58 | BUPATI | 0 | 0 | 0 | 0 | 0 | 0 | 0 | 0 | 0 | 0 | 0 | 0 |
| 59 | WAKIL BUPATI | 0 | 0 | 0 | 0 | 0 | 0 | 0 | 0 | 0 | 0 | 0 | 0 |
| 60 | WALIKOTA | 0 | 0 | 0 | 0 | 0 | 0 | 0 | 0 | 0 | 0 | 0 | 0 |
| 61 | WAKIL WALIKOTA | 0 | 0 | 0 | 0 | 0 | 0 | 0 | 0 | 0 | 0 | 0 | 0 |

| | | | | | | | | | | | | | |
|----|------------------------|----|----|----|---|---|---|----|----|---|----|----|-----|
| 62 | ANGGOTA DPRD PROP. | 0 | 0 | 0 | 0 | 0 | 0 | 0 | 0 | 0 | 0 | 0 | 0 |
| 63 | ANGGOTA DPRD KAB./KOTA | 1 | 0 | 0 | 0 | 0 | 0 | 0 | 0 | 0 | 0 | 0 | 1 |
| 64 | DOSEN | 2 | 0 | 2 | 0 | 0 | 0 | 2 | 1 | 3 | 5 | 6 | 21 |
| 65 | GURU | 29 | 10 | 20 | 3 | 4 | 2 | 55 | 23 | 9 | 22 | 71 | 248 |
| 66 | PILOT | 0 | 0 | 0 | 0 | 0 | 0 | 0 | 0 | 0 | 0 | 0 | 0 |
| 67 | PENGACARA | 0 | 0 | 0 | 0 | 0 | 0 | 0 | 0 | 0 | 0 | 0 | 0 |
| 68 | NOTARIS | 2 | 0 | 0 | 0 | 0 | 0 | 0 | 0 | 0 | 0 | 0 | 2 |
| 69 | ARSITEK | 0 | 0 | 0 | 0 | 0 | 0 | 0 | 0 | 0 | 0 | 0 | 0 |
| 70 | AKUNTAN | 0 | 0 | 0 | 0 | 0 | 0 | 0 | 0 | 0 | 0 | 0 | 0 |
| 71 | KONSULTAN | 0 | 0 | 0 | 0 | 0 | 0 | 0 | 0 | 0 | 0 | 0 | 0 |
| 72 | DOKTER | 3 | 0 | 0 | 0 | 0 | 0 | 2 | 1 | 0 | 7 | 9 | 22 |
| 73 | BIDAN | 3 | 7 | 5 | 1 | 0 | 0 | 9 | 5 | 3 | 4 | 7 | 44 |
| 74 | PERAWAT | 4 | 0 | 0 | 0 | 3 | 0 | 6 | 3 | 4 | 5 | 13 | 38 |
| 75 | APOTEKER | 0 | 0 | 0 | 1 | 0 | 0 | 0 | 0 | 0 | 0 | 2 | 3 |
| 76 | PSIKIATER/PSIKOLOG | 0 | 0 | 0 | 0 | 0 | 0 | 0 | 0 | 0 | 0 | 0 | 0 |
| 77 | PENYIAR TELEVISI | 0 | 0 | 0 | 0 | 0 | 0 | 0 | 0 | 0 | 0 | 0 | 0 |
| 78 | PENYIAR RADIO | 0 | 0 | 0 | 0 | 0 | 0 | 0 | 0 | 0 | 0 | 0 | 0 |
| 79 | PELAUT | 0 | 0 | 0 | 0 | 0 | 0 | 0 | 0 | 0 | 0 | 0 | 0 |
| 80 | PENELITI | 0 | 0 | 0 | 0 | 0 | 0 | 0 | 0 | 0 | 0 | 0 | 0 |
| 81 | SOPIR | 0 | 0 | 0 | 0 | 0 | 0 | 0 | 0 | 0 | 0 | 0 | 0 |
| 82 | PIALANG | 0 | 0 | 0 | 0 | 0 | 0 | 0 | 0 | 0 | 0 | 0 | 0 |

| | | | | | | | | | | | | | |
|---------------|------------------------------|--------------|--------------|--------------|------------|--------------|------------|--------------|--------------|--------------|--------------|--------------|---------------|
| 83 | PARANORMAL | 0 | 0 | 0 | 0 | 0 | 0 | 0 | 0 | 0 | 0 | 0 | 0 |
| 84 | PEDAGANG | 12 | 5 | 6 | 2 | 1 | 0 | 9 | 5 | 1 | 6 | 22 | 69 |
| 85 | PERANGKAT DESA | 0 | 0 | 0 | 0 | 0 | 0 | 0 | 0 | 0 | 0 | 0 | 0 |
| 86 | KEPALA DESA | 0 | 0 | 0 | 0 | 0 | 0 | 0 | 0 | 0 | 0 | 0 | 0 |
| 87 | BIARAWAN/BIARAWATI | 0 | 0 | 0 | 0 | 0 | 0 | 2 | 0 | 0 | 0 | 0 | 2 |
| 88 | WIRASWASTA | 90 | 22 | 40 | 6 | 11 | 2 | 61 | 31 | 16 | 75 | 118 | 472 |
| 89 | ANGGOTA LEMB. TINGGI LAINNYA | 0 | 0 | 0 | 0 | 0 | 0 | 0 | 0 | 0 | 0 | 0 | 0 |
| 90 | ARTIS | 0 | 0 | 0 | 0 | 0 | 0 | 0 | 0 | 0 | 0 | 0 | 0 |
| 91 | ATLIT | 0 | 0 | 0 | 0 | 0 | 0 | 0 | 0 | 0 | 0 | 0 | 0 |
| 92 | CHEFF | 0 | 0 | 0 | 0 | 0 | 0 | 0 | 0 | 0 | 0 | 0 | 0 |
| 93 | MANAJER | 0 | 0 | 0 | 0 | 0 | 0 | 0 | 0 | 0 | 0 | 0 | 0 |
| 94 | TENAGA TATA USAHA | 0 | 0 | 0 | 0 | 0 | 0 | 0 | 0 | 0 | 0 | 0 | 0 |
| 95 | OPERATOR | 0 | 0 | 0 | 0 | 0 | 0 | 0 | 0 | 0 | 0 | 0 | 0 |
| 96 | PEKERJA PENGOLAHAN KERAJINAN | 0 | 0 | 0 | 0 | 0 | 0 | 0 | 0 | 0 | 0 | 0 | 0 |
| 97 | TEKNISI | 0 | 0 | 0 | 0 | 0 | 0 | 0 | 0 | 0 | 0 | 0 | 0 |
| 98 | ASISTEN AHLI | 0 | 0 | 0 | 0 | 0 | 0 | 0 | 0 | 0 | 0 | 0 | 0 |
| 99 | PEKERJAAN LAINNYA | 0 | 0 | 0 | 0 | 0 | 0 | 0 | 0 | 0 | 0 | 0 | 0 |
| JUMLAH | | 2.643 | 1.662 | 2.092 | 787 | 1.971 | 780 | 2.046 | 1.944 | 1.184 | 2.690 | 2.470 | 20.269 |

5.1.5. Penduduk Kecamatan Mpunda Berdasarkan Jenis Pekerjaan

| NO. | PEKERJAAN | MONGGO NAO | SADIA | SANTI | SAMBINAE | PENATOI | LEWIRATO | MANDE | PANGGI | MANGGE MACI | MATAKANDO | MPUNDA |
|-----|----------------------------|---------------|-------|-------|----------|---------|----------|-------|--------|----------------|-----------|--------|
| 1 | BELUM/TIDAK BEKERJA | 1.086 | 983 | 822 | 1.111 | 1.522 | 541 | 856 | 695 | 1.169 | 986 | 9.771 |
| 2 | MENGURUS RUMAH TANGGA | 600 | 606 | 446 | 727 | 860 | 306 | 511 | 503 | 830 | 665 | 6.054 |
| 3 | PELAJAR/MAHASISWA | 774 | 798 | 513 | 538 | 854 | 407 | 549 | 555 | 759 | 450 | 6.197 |
| 4 | PENSIUNAN | 114 | 49 | 23 | 15 | 79 | 49 | 27 | 44 | 37 | 15 | 452 |
| 5 | PEGAWAI NEGERI SIPIL (PNS) | 398 | 341 | 265 | 175 | 337 | 196 | 219 | 303 | 200 | 91 | 2.525 |
| 6 | TENTARA NASIONAL INDONESIA | 2 | 12 | 6 | 8 | 7 | 2 | 9 | 6 | 14 | 1 | 67 |
| 7 | KEPOLISIAN RI (POLRI) | 49 | 29 | 19 | 57 | 17 | 21 | 24 | 17 | 31 | 7 | 271 |
| 8 | PERDAGANGAN | 5 | 9 | 3 | 2 | 11 | 13 | 7 | 1 | 15 | 5 | 71 |
| 9 | PETANI/PEKEBUN | 26 | 101 | 61 | 211 | 93 | 18 | 102 | 127 | 70 | 125 | 934 |
| 10 | PETERNAK | 1 | 0 | 1 | 0 | 4 | 0 | 0 | 0 | 0 | 0 | 6 |
| 11 | NELAYAN/PERIKANAN | 2 | 0 | 2 | 1 | 1 | 0 | 1 | 1 | 0 | 1 | 9 |
| 12 | INDUSTRI | 3 | 0 | 0 | 0 | 1 | 0 | 0 | 0 | 0 | 1 | 5 |
| 13 | KONSTRUKSI | 0 | 1 | 0 | 0 | 3 | 0 | 0 | 0 | 2 | 0 | 6 |
| 14 | TRANSPORTASI | 5 | 3 | 2 | 27 | 4 | 2 | 7 | 1 | 42 | 9 | 102 |
| 15 | KARYAWAN SWASTA | 140 | 98 | 64 | 94 | 128 | 76 | 81 | 88 | 118 | 100 | 987 |
| 16 | KARYAWAN BUMN | 57 | 25 | 25 | 12 | 21 | 13 | 13 | 9 | 15 | 9 | 199 |
| 17 | KARYAWAN BUMD | 14 | 1 | 3 | 1 | 7 | 4 | 3 | 3 | 4 | 1 | 41 |
| 18 | KARYAWAN HONORER | 139 | 117 | 98 | 159 | 125 | 81 | 97 | 134 | 163 | 66 | 1.179 |
| 19 | BURUH HARIAN LEPAS | 8 | 9 | 18 | 77 | 12 | 14 | 10 | 3 | 45 | 27 | 223 |

| | | | | | | | | | | | | |
|----|-------------------------|---|----|----|----|----|---|----|----|----|----|-----|
| 20 | BURUH TANI/PERKEBUNAN | 3 | 9 | 26 | 34 | 11 | 3 | 17 | 17 | 5 | 53 | 178 |
| 21 | BURUH NELAYAN/PERIKANAN | 1 | 0 | 0 | 0 | 0 | 0 | 0 | 0 | 0 | 0 | 1 |
| 22 | BURUH PETERNAKAN | 0 | 0 | 0 | 0 | 0 | 0 | 0 | 1 | 0 | 0 | 1 |
| 23 | PEMBANTU RUMAH TANGGA | 2 | 0 | 0 | 1 | 0 | 2 | 1 | 0 | 0 | 0 | 6 |
| 24 | TUKANG CUKUR | 0 | 0 | 0 | 0 | 0 | 0 | 1 | 0 | 0 | 0 | 1 |
| 25 | TUKANG LISTRIK | 0 | 1 | 0 | 1 | 2 | 0 | 1 | 0 | 1 | 0 | 6 |
| 26 | TUKANG BATU | 5 | 15 | 5 | 6 | 10 | 4 | 11 | 1 | 29 | 25 | 111 |
| 27 | TUKANG KAYU | 5 | 2 | 10 | 1 | 9 | 1 | 2 | 1 | 2 | 24 | 57 |
| 28 | TUKANG SOL SEPATU | 0 | 0 | 0 | 1 | 0 | 0 | 0 | 0 | 0 | 0 | 1 |
| 29 | TUKANG LAS/PANDAI BESI | 0 | 0 | 0 | 0 | 0 | 1 | 0 | 1 | 0 | 0 | 2 |
| 30 | TUKANG JAHIT | 1 | 3 | 3 | 3 | 1 | 0 | 3 | 0 | 2 | 5 | 21 |
| 31 | TUKANG GIGI | 0 | 0 | 0 | 0 | 0 | 0 | 0 | 0 | 0 | 0 | 0 |
| 32 | PENATA RIAS | 0 | 0 | 0 | 0 | 0 | 0 | 0 | 0 | 0 | 0 | 0 |
| 33 | PENATA BUSANA | 0 | 0 | 0 | 0 | 0 | 0 | 0 | 0 | 0 | 0 | 0 |
| 34 | PENATA RAMBUT | 0 | 0 | 0 | 0 | 0 | 0 | 0 | 0 | 0 | 0 | 0 |
| 35 | MEKANIK | 1 | 1 | 2 | 0 | 5 | 0 | 1 | 1 | 4 | 4 | 19 |
| 36 | SENIMAN | 0 | 0 | 1 | 0 | 0 | 1 | 0 | 0 | 0 | 0 | 2 |
| 37 | TABIB | 0 | 0 | 0 | 0 | 0 | 0 | 0 | 0 | 0 | 0 | 0 |
| 38 | PARAJI | 1 | 0 | 0 | 0 | 0 | 0 | 0 | 0 | 0 | 0 | 1 |
| 39 | PERANCANG BUSANA | 0 | 0 | 0 | 0 | 0 | 0 | 0 | 0 | 0 | 0 | 0 |
| 40 | PENTERJEMAH | 0 | 0 | 0 | 1 | 0 | 0 | 0 | 0 | 0 | 0 | 1 |

| | | | | | | | | | | | | |
|----|-----------------------------|---|---|---|---|---|---|---|---|---|---|----|
| 41 | IMAM MASJID | 0 | 0 | 0 | 0 | 0 | 0 | 0 | 0 | 0 | 0 | 0 |
| 42 | PENDETA | 1 | 0 | 0 | 0 | 0 | 0 | 2 | 0 | 0 | 0 | 3 |
| 43 | PASTOR | 0 | 0 | 0 | 0 | 0 | 0 | 0 | 0 | 0 | 0 | 0 |
| 44 | WARTAWAN | 1 | 1 | 1 | 1 | 3 | 0 | 0 | 3 | 0 | 1 | 11 |
| 45 | USTADZ/MUBALIGH | 0 | 0 | 0 | 0 | 0 | 0 | 0 | 0 | 0 | 0 | 0 |
| 46 | JURU MASAK | 0 | 0 | 0 | 0 | 0 | 0 | 0 | 0 | 0 | 0 | 0 |
| 47 | PROMOTOR ACARA | 0 | 0 | 0 | 0 | 0 | 0 | 0 | 0 | 0 | 0 | 0 |
| 48 | ANGGOTA DPR RI | 0 | 0 | 0 | 0 | 0 | 0 | 0 | 0 | 0 | 0 | 0 |
| 49 | ANGGOTA DPD RI | 0 | 0 | 0 | 0 | 0 | 0 | 0 | 0 | 0 | 0 | 0 |
| 50 | ANGGOTA BPK | 0 | 0 | 0 | 0 | 0 | 0 | 0 | 0 | 0 | 0 | 0 |
| 51 | PRESIDEN | 0 | 0 | 0 | 0 | 0 | 0 | 0 | 0 | 0 | 0 | 0 |
| 52 | WAKIL PRESIDEN | 0 | 0 | 0 | 0 | 0 | 0 | 0 | 0 | 0 | 0 | 0 |
| 53 | ANGGOTA MAHKAMAH KONSTITUSI | 0 | 0 | 0 | 0 | 0 | 0 | 0 | 0 | 0 | 0 | 0 |
| 54 | ANGGOTA KABINET KEMENTRIAN | 0 | 0 | 0 | 0 | 0 | 0 | 0 | 0 | 0 | 0 | 0 |
| 55 | DUTA BESAR | 0 | 0 | 0 | 0 | 0 | 0 | 0 | 0 | 0 | 0 | 0 |
| 56 | GUBERNUR | 0 | 0 | 0 | 0 | 0 | 0 | 0 | 0 | 0 | 0 | 0 |
| 57 | WAKIL GUBERNUR | 0 | 0 | 0 | 0 | 0 | 0 | 0 | 0 | 0 | 0 | 0 |
| 58 | BUPATI | 0 | 0 | 0 | 0 | 0 | 0 | 0 | 0 | 0 | 0 | 0 |
| 59 | WAKIL BUPATI | 0 | 0 | 0 | 0 | 0 | 0 | 0 | 0 | 0 | 0 | 0 |
| 60 | WALIKOTA | 0 | 0 | 0 | 0 | 0 | 0 | 0 | 0 | 0 | 0 | 0 |
| 61 | WAKIL WALIKOTA | 0 | 0 | 1 | 0 | 0 | 0 | 0 | 0 | 0 | 0 | 1 |

| | | | | | | | | | | | | |
|----|------------------------|----|----|----|----|----|----|----|----|----|----|-----|
| 62 | ANGGOTA DPRD PROP. | 0 | 1 | 0 | 0 | 0 | 0 | 0 | 0 | 0 | 0 | 1 |
| 63 | ANGGOTA DPRD KAB./KOTA | 1 | 0 | 2 | 0 | 1 | 0 | 0 | 2 | 1 | 0 | 7 |
| 64 | DOSEN | 19 | 18 | 14 | 17 | 6 | 5 | 14 | 8 | 10 | 6 | 117 |
| 65 | GURU | 61 | 70 | 41 | 33 | 50 | 16 | 30 | 40 | 55 | 26 | 422 |
| 66 | PILOT | 0 | 0 | 0 | 0 | 0 | 0 | 0 | 0 | 0 | 0 | 0 |
| 67 | PENGACARA | 2 | 0 | 1 | 1 | 3 | 1 | 0 | 0 | 2 | 0 | 10 |
| 68 | NOTARIS | 1 | 2 | 1 | 0 | 1 | 0 | 0 | 0 | 0 | 0 | 5 |
| 69 | ARSITEK | 1 | 0 | 0 | 0 | 0 | 0 | 0 | 0 | 0 | 0 | 1 |
| 70 | AKUNTAN | 0 | 0 | 0 | 0 | 0 | 0 | 0 | 0 | 0 | 0 | 0 |
| 71 | KONSULTAN | 1 | 0 | 1 | 1 | 0 | 2 | 0 | 2 | 0 | 0 | 7 |
| 72 | DOKTER | 16 | 5 | 6 | 1 | 12 | 3 | 3 | 1 | 1 | 1 | 49 |
| 73 | BIDAN | 9 | 5 | 3 | 6 | 4 | 5 | 3 | 6 | 5 | 0 | 46 |
| 74 | PERAWAT | 14 | 10 | 5 | 4 | 8 | 5 | 3 | 5 | 5 | 2 | 61 |
| 75 | APOTEKER | 1 | 1 | 0 | 1 | 0 | 0 | 0 | 0 | 0 | 0 | 3 |
| 76 | PSIKIATER/PSIKOLOG | 0 | 0 | 0 | 0 | 0 | 1 | 0 | 0 | 0 | 0 | 1 |
| 77 | PENYIAR TELEVISI | 0 | 0 | 0 | 0 | 0 | 0 | 0 | 0 | 0 | 0 | 0 |
| 78 | PENYIAR RADIO | 0 | 0 | 0 | 0 | 1 | 0 | 0 | 0 | 0 | 0 | 1 |
| 79 | PELAUT | 0 | 1 | 0 | 0 | 2 | 0 | 1 | 0 | 0 | 0 | 4 |
| 80 | PENELITI | 0 | 0 | 0 | 0 | 0 | 0 | 0 | 0 | 0 | 0 | 0 |
| 81 | SOPIR | 8 | 12 | 5 | 15 | 16 | 11 | 5 | 5 | 17 | 9 | 103 |
| 82 | PIALANG | 0 | 0 | 1 | 0 | 0 | 0 | 0 | 0 | 0 | 0 | 1 |

| | | | | | | | | | | | | |
|---------------|------------------------------|--------------|--------------|--------------|--------------|--------------|--------------|--------------|--------------|--------------|--------------|---------------|
| 83 | PARANORMAL | 0 | 0 | 0 | 0 | 0 | 0 | 0 | 0 | 0 | 0 | 0 |
| 84 | PEDAGANG | 13 | 4 | 7 | 5 | 11 | 3 | 5 | 3 | 17 | 1 | 69 |
| 85 | PERANGKAT DESA | 0 | 0 | 0 | 0 | 0 | 0 | 0 | 0 | 0 | 0 | 0 |
| 86 | KEPALA DESA | 0 | 0 | 0 | 0 | 0 | 0 | 0 | 0 | 0 | 0 | 0 |
| 87 | BIARAWAN/BIARAWATI | 0 | 0 | 0 | 0 | 0 | 0 | 0 | 0 | 0 | 0 | 0 |
| 88 | WIRASWASTA | 469 | 381 | 244 | 221 | 578 | 184 | 265 | 161 | 417 | 248 | 3.168 |
| 89 | ANGGOTA LEMB. TINGGI LAINNYA | 0 | 0 | 0 | 0 | 0 | 0 | 0 | 0 | 0 | 0 | 0 |
| 90 | ARTIS | 0 | 0 | 0 | 0 | 0 | 0 | 0 | 0 | 0 | 0 | 0 |
| 91 | ATLIT | 0 | 0 | 0 | 0 | 0 | 0 | 0 | 0 | 0 | 0 | 0 |
| 92 | CHEFF | 0 | 0 | 0 | 0 | 0 | 0 | 0 | 0 | 0 | 0 | 0 |
| 93 | MANAJER | 0 | 0 | 0 | 0 | 0 | 0 | 0 | 0 | 0 | 0 | 0 |
| 94 | TENAGA TATA USAHA | 0 | 0 | 0 | 0 | 0 | 0 | 0 | 0 | 0 | 0 | 0 |
| 95 | OPERATOR | 0 | 0 | 0 | 0 | 0 | 0 | 0 | 0 | 0 | 0 | 0 |
| 96 | PEKERJA PENGOLAHAN KERAJINAN | 0 | 0 | 0 | 0 | 0 | 0 | 0 | 0 | 0 | 0 | 0 |
| 97 | TEKNISI | 0 | 0 | 0 | 0 | 0 | 0 | 0 | 0 | 0 | 0 | 0 |
| 98 | ASISTEN AHLI | 0 | 0 | 0 | 0 | 0 | 0 | 0 | 0 | 0 | 0 | 0 |
| 99 | PEKERJAAN LAINNYA | 0 | 0 | 0 | 0 | 0 | 0 | 0 | 0 | 0 | 0 | 0 |
| JUMLAH | | 4.060 | 3.724 | 2.751 | 3.569 | 4.820 | 1.991 | 2.884 | 2.748 | 4.087 | 2.964 | 33.598 |

5.1.5.a. Penduduk Laki-laki Kecamatan Mpunda Berdasarkan Jenis Pekerjaan

| NO. | PEKERJAAN | MONGGO NAO | SADIA | SANTI | SAMBINAE | PENATOI | LEWIRATO | MANDE | PANGGI | MANGGE MACI | MATAKANDO | MPUNDA |
|-----|----------------------------|---------------|-------|-------|----------|---------|----------|-------|--------|----------------|-----------|--------|
| 1 | BELUM/TIDAK BEKERJA | 603 | 519 | 419 | 570 | 777 | 288 | 445 | 390 | 652 | 565 | 5.228 |
| 2 | MENGURUS RUMAH TANGGA | 0 | 0 | 0 | 0 | 0 | 0 | 0 | 0 | 0 | 0 | 0 |
| 3 | PELAJAR/MAHASISWA | 415 | 423 | 272 | 297 | 435 | 229 | 267 | 295 | 400 | 222 | 3.255 |
| 4 | PENSIUNAN | 77 | 39 | 19 | 12 | 58 | 32 | 19 | 29 | 30 | 12 | 327 |
| 5 | PEGAWAI NEGERI SIPIL (PNS) | 206 | 179 | 138 | 86 | 188 | 111 | 121 | 189 | 115 | 47 | 1.380 |
| 6 | TENTARA NASIONAL INDONESIA | 2 | 12 | 6 | 8 | 7 | 2 | 9 | 6 | 14 | 1 | 67 |
| 7 | KEPOLISIAN RI (POLRI) | 48 | 29 | 19 | 57 | 17 | 18 | 24 | 16 | 31 | 7 | 266 |
| 8 | PERDAGANGAN | 3 | 4 | 2 | 0 | 4 | 4 | 1 | 0 | 9 | 1 | 28 |
| 9 | PETANI/PEKEBUN | 24 | 101 | 61 | 210 | 93 | 17 | 99 | 126 | 68 | 125 | 924 |
| 10 | PETERNAK | 1 | 0 | 1 | 0 | 3 | 0 | 0 | 0 | 0 | 0 | 5 |
| 11 | NELAYAN/PERIKANAN | 2 | 0 | 2 | 1 | 1 | 0 | 1 | 1 | 0 | 1 | 9 |
| 12 | INDUSTRI | 1 | 0 | 0 | 0 | 1 | 0 | 0 | 0 | 0 | 1 | 3 |
| 13 | KONSTRUKSI | 0 | 1 | 0 | 0 | 3 | 0 | 0 | 0 | 2 | 0 | 6 |
| 14 | TRANSPORTASI | 5 | 3 | 2 | 27 | 4 | 2 | 7 | 1 | 42 | 9 | 102 |
| 15 | KARYAWAN SWASTA | 92 | 68 | 47 | 73 | 88 | 53 | 60 | 65 | 90 | 91 | 727 |
| 16 | KARYAWAN BUMN | 42 | 16 | 15 | 10 | 13 | 9 | 10 | 6 | 12 | 5 | 138 |
| 17 | KARYAWAN BUMD | 10 | 0 | 1 | 1 | 3 | 3 | 1 | 2 | 2 | 0 | 23 |
| 18 | KARYAWAN HONORER | 56 | 46 | 38 | 76 | 49 | 42 | 39 | 68 | 65 | 33 | 512 |
| 19 | BURUH HARIAN LEPAS | 8 | 9 | 18 | 77 | 12 | 13 | 10 | 2 | 45 | 27 | 221 |

| | | | | | | | | | | | | |
|----|-------------------------|---|----|----|----|----|---|----|----|----|----|-----|
| 20 | BURUH TANI/PERKEBUNAN | 3 | 9 | 26 | 31 | 11 | 3 | 16 | 17 | 5 | 53 | 174 |
| 21 | BURUH NELAYAN/PERIKANAN | 1 | 0 | 0 | 0 | 0 | 0 | 0 | 0 | 0 | 0 | 1 |
| 22 | BURUH PETERNAKAN | 0 | 0 | 0 | 0 | 0 | 0 | 0 | 1 | 0 | 0 | 1 |
| 23 | PEMBANTU RUMAH TANGGA | 0 | 0 | 0 | 0 | 0 | 0 | 0 | 0 | 0 | 0 | 0 |
| 24 | TUKANG CUKUR | 0 | 0 | 0 | 0 | 0 | 0 | 1 | 0 | 0 | 0 | 1 |
| 25 | TUKANG LISTRIK | 0 | 1 | 0 | 1 | 2 | 0 | 1 | 0 | 1 | 0 | 6 |
| 26 | TUKANG BATU | 5 | 15 | 5 | 6 | 10 | 4 | 11 | 1 | 29 | 25 | 111 |
| 27 | TUKANG KAYU | 5 | 2 | 10 | 1 | 9 | 1 | 2 | 1 | 2 | 24 | 57 |
| 28 | TUKANG SOL SEPATU | 0 | 0 | 0 | 1 | 0 | 0 | 0 | 0 | 0 | 0 | 1 |
| 29 | TUKANG LAS/PANDAI BESI | 0 | 0 | 0 | 0 | 0 | 1 | 0 | 1 | 0 | 0 | 2 |
| 30 | TUKANG JAHIT | 0 | 1 | 2 | 1 | 0 | 0 | 3 | 0 | 1 | 3 | 11 |
| 31 | TUKANG GIGI | 0 | 0 | 0 | 0 | 0 | 0 | 0 | 0 | 0 | 0 | 0 |
| 32 | PENATA RIAS | 0 | 0 | 0 | 0 | 0 | 0 | 0 | 0 | 0 | 0 | 0 |
| 33 | PENATA BUSANA | 0 | 0 | 0 | 0 | 0 | 0 | 0 | 0 | 0 | 0 | 0 |
| 34 | PENATA RAMBUT | 0 | 0 | 0 | 0 | 0 | 0 | 0 | 0 | 0 | 0 | 0 |
| 35 | MEKANIK | 1 | 1 | 2 | 0 | 5 | 0 | 1 | 1 | 4 | 4 | 19 |
| 36 | SENIMAN | 0 | 0 | 1 | 0 | 0 | 0 | 0 | 0 | 0 | 0 | 1 |
| 37 | TABIB | 0 | 0 | 0 | 0 | 0 | 0 | 0 | 0 | 0 | 0 | 0 |
| 38 | PARAJI | 1 | 0 | 0 | 0 | 0 | 0 | 0 | 0 | 0 | 0 | 1 |
| 39 | PERANCANG BUSANA | 0 | 0 | 0 | 0 | 0 | 0 | 0 | 0 | 0 | 0 | 0 |
| 40 | PENTERJEMAH | 0 | 0 | 0 | 1 | 0 | 0 | 0 | 0 | 0 | 0 | 1 |

| | | | | | | | | | | | | |
|----|-----------------------------|---|---|---|---|---|---|---|---|---|---|----|
| 41 | IMAM MASJID | 0 | 0 | 0 | 0 | 0 | 0 | 0 | 0 | 0 | 0 | 0 |
| 42 | PENDETA | 1 | 0 | 0 | 0 | 0 | 0 | 2 | 0 | 0 | 0 | 3 |
| 43 | PASTOR | 0 | 0 | 0 | 0 | 0 | 0 | 0 | 0 | 0 | 0 | 0 |
| 44 | WARTAWAN | 1 | 1 | 1 | 1 | 3 | 0 | 0 | 3 | 0 | 1 | 11 |
| 45 | USTADZ/MUBALIGH | 0 | 0 | 0 | 0 | 0 | 0 | 0 | 0 | 0 | 0 | 0 |
| 46 | JURU MASAK | 0 | 0 | 0 | 0 | 0 | 0 | 0 | 0 | 0 | 0 | 0 |
| 47 | PROMOTOR ACARA | 0 | 0 | 0 | 0 | 0 | 0 | 0 | 0 | 0 | 0 | 0 |
| 48 | ANGGOTA DPR RI | 0 | 0 | 0 | 0 | 0 | 0 | 0 | 0 | 0 | 0 | 0 |
| 49 | ANGGOTA DPD RI | 0 | 0 | 0 | 0 | 0 | 0 | 0 | 0 | 0 | 0 | 0 |
| 50 | ANGGOTA BPK | 0 | 0 | 0 | 0 | 0 | 0 | 0 | 0 | 0 | 0 | 0 |
| 51 | PRESIDEN | 0 | 0 | 0 | 0 | 0 | 0 | 0 | 0 | 0 | 0 | 0 |
| 52 | WAKIL PRESIDEN | 0 | 0 | 0 | 0 | 0 | 0 | 0 | 0 | 0 | 0 | 0 |
| 53 | ANGGOTA MAHKAMAH KONSTITUSI | 0 | 0 | 0 | 0 | 0 | 0 | 0 | 0 | 0 | 0 | 0 |
| 54 | ANGGOTA KABINET KEMENTRIAN | 0 | 0 | 0 | 0 | 0 | 0 | 0 | 0 | 0 | 0 | 0 |
| 55 | DUTA BESAR | 0 | 0 | 0 | 0 | 0 | 0 | 0 | 0 | 0 | 0 | 0 |
| 56 | GUBERNUR | 0 | 0 | 0 | 0 | 0 | 0 | 0 | 0 | 0 | 0 | 0 |
| 57 | WAKIL GUBERNUR | 0 | 0 | 0 | 0 | 0 | 0 | 0 | 0 | 0 | 0 | 0 |
| 58 | BUPATI | 0 | 0 | 0 | 0 | 0 | 0 | 0 | 0 | 0 | 0 | 0 |
| 59 | WAKIL BUPATI | 0 | 0 | 0 | 0 | 0 | 0 | 0 | 0 | 0 | 0 | 0 |
| 60 | WALIKOTA | 0 | 0 | 0 | 0 | 0 | 0 | 0 | 0 | 0 | 0 | 0 |
| 61 | WAKIL WALIKOTA | 0 | 0 | 1 | 0 | 0 | 0 | 0 | 0 | 0 | 0 | 1 |

| | | | | | | | | | | | | |
|----|------------------------|----|----|----|----|----|----|---|----|----|----|-----|
| 62 | ANGGOTA DPRD PROP. | 0 | 1 | 0 | 0 | 0 | 0 | 0 | 0 | 0 | 0 | 1 |
| 63 | ANGGOTA DPRD KAB./KOTA | 1 | 0 | 1 | 0 | 1 | 0 | 0 | 2 | 1 | 0 | 6 |
| 64 | DOSEN | 11 | 8 | 11 | 10 | 3 | 4 | 8 | 4 | 5 | 3 | 67 |
| 65 | GURU | 24 | 22 | 16 | 15 | 18 | 4 | 8 | 18 | 20 | 17 | 162 |
| 66 | PILOT | 0 | 0 | 0 | 0 | 0 | 0 | 0 | 0 | 0 | 0 | 0 |
| 67 | PENGACARA | 2 | 0 | 1 | 1 | 2 | 1 | 0 | 0 | 2 | 0 | 9 |
| 68 | NOTARIS | 1 | 2 | 0 | 0 | 1 | 0 | 0 | 0 | 0 | 0 | 4 |
| 69 | ARSITEK | 1 | 0 | 0 | 0 | 0 | 0 | 0 | 0 | 0 | 0 | 1 |
| 70 | AKUNTAN | 0 | 0 | 0 | 0 | 0 | 0 | 0 | 0 | 0 | 0 | 0 |
| 71 | KONSULTAN | 1 | 0 | 1 | 1 | 0 | 1 | 0 | 2 | 0 | 0 | 6 |
| 72 | DOKTER | 7 | 2 | 1 | 0 | 8 | 1 | 1 | 0 | 0 | 0 | 20 |
| 73 | BIDAN | 0 | 0 | 0 | 0 | 0 | 0 | 0 | 0 | 0 | 0 | 0 |
| 74 | PERAWAT | 5 | 1 | 2 | 0 | 5 | 1 | 1 | 0 | 1 | 0 | 16 |
| 75 | APOTEKER | 1 | 0 | 0 | 0 | 0 | 0 | 0 | 0 | 0 | 0 | 1 |
| 76 | PSIKIATER/PSIKOLOG | 0 | 0 | 0 | 0 | 0 | 0 | 0 | 0 | 0 | 0 | 0 |
| 77 | PENYIAR TELEVISI | 0 | 0 | 0 | 0 | 0 | 0 | 0 | 0 | 0 | 0 | 0 |
| 78 | PENYIAR RADIO | 0 | 0 | 0 | 0 | 1 | 0 | 0 | 0 | 0 | 0 | 1 |
| 79 | PELAUT | 0 | 1 | 0 | 0 | 2 | 0 | 1 | 0 | 0 | 0 | 4 |
| 80 | PENELITI | 0 | 0 | 0 | 0 | 0 | 0 | 0 | 0 | 0 | 0 | 0 |
| 81 | SOPIR | 8 | 12 | 5 | 15 | 16 | 11 | 5 | 5 | 17 | 9 | 103 |
| 82 | PIALANG | 0 | 0 | 1 | 0 | 0 | 0 | 0 | 0 | 0 | 0 | 1 |

| | | | | | | | | | | | | |
|---------------|------------------------------|--------------|--------------|--------------|--------------|--------------|--------------|--------------|--------------|--------------|--------------|---------------|
| 83 | PARANORMAL | 0 | 0 | 0 | 0 | 0 | 0 | 0 | 0 | 0 | 0 | 0 |
| 84 | PEDAGANG | 4 | 2 | 1 | 1 | 6 | 1 | 2 | 2 | 7 | 1 | 27 |
| 85 | PERANGKAT DESA | 0 | 0 | 0 | 0 | 0 | 0 | 0 | 0 | 0 | 0 | 0 |
| 86 | KEPALA DESA | 0 | 0 | 0 | 0 | 0 | 0 | 0 | 0 | 0 | 0 | 0 |
| 87 | BIARAWAN/BIARAWATI | 0 | 0 | 0 | 0 | 0 | 0 | 0 | 0 | 0 | 0 | 0 |
| 88 | WIRASWASTA | 349 | 317 | 204 | 184 | 475 | 146 | 213 | 123 | 356 | 212 | 2.579 |
| 89 | ANGGOTA LEMB. TINGGI LAINNYA | 0 | 0 | 0 | 0 | 0 | 0 | 0 | 0 | 0 | 0 | 0 |
| 90 | ARTIS | 0 | 0 | 0 | 0 | 0 | 0 | 0 | 0 | 0 | 0 | 0 |
| 91 | ATLIT | 0 | 0 | 0 | 0 | 0 | 0 | 0 | 0 | 0 | 0 | 0 |
| 92 | CHEFF | 0 | 0 | 0 | 0 | 0 | 0 | 0 | 0 | 0 | 0 | 0 |
| 93 | MANAJER | 0 | 0 | 0 | 0 | 0 | 0 | 0 | 0 | 0 | 0 | 0 |
| 94 | TENAGA TATA USAHA | 0 | 0 | 0 | 0 | 0 | 0 | 0 | 0 | 0 | 0 | 0 |
| 95 | OPERATOR | 0 | 0 | 0 | 0 | 0 | 0 | 0 | 0 | 0 | 0 | 0 |
| 96 | PEKERJA PENGOLAHAN KERAJINAN | 0 | 0 | 0 | 0 | 0 | 0 | 0 | 0 | 0 | 0 | 0 |
| 97 | TEKNISI | 0 | 0 | 0 | 0 | 0 | 0 | 0 | 0 | 0 | 0 | 0 |
| 98 | ASISTEN AHLI | 0 | 0 | 0 | 0 | 0 | 0 | 0 | 0 | 0 | 0 | 0 |
| 99 | PEKERJAAN LAINNYA | 0 | 0 | 0 | 0 | 0 | 0 | 0 | 0 | 0 | 0 | 0 |
| JUMLAH | | 2.028 | 1.847 | 1.352 | 1.775 | 2.334 | 1.002 | 1.389 | 1.377 | 2.028 | 1.499 | 16.631 |

5.1.5.b. Penduduk Perempuan Kecamatan Mpunda Berdasarkan Jenis Pekerjaan

| NO. | PEKERJAAN | MONGGO NAO | SADIA | SANTI | SAMBINAE | PENATOI | LEWIRATO | MANDE | PANGGI | MANGGE MACI | MATAKANDO | MPUNDA |
|-----|----------------------------|---------------|-------|-------|----------|---------|----------|-------|--------|----------------|-----------|--------|
| 1 | BELUM/TIDAK BEKERJA | 483 | 464 | 403 | 541 | 745 | 253 | 411 | 305 | 517 | 421 | 4.543 |
| 2 | MENGURUS RUMAH TANGGA | 600 | 606 | 446 | 727 | 860 | 306 | 511 | 503 | 830 | 665 | 6.054 |
| 3 | PELAJAR/MAHASISWA | 359 | 375 | 241 | 241 | 419 | 178 | 282 | 260 | 359 | 228 | 2.942 |
| 4 | PENSIUNAN | 37 | 10 | 4 | 3 | 21 | 17 | 8 | 15 | 7 | 3 | 125 |
| 5 | PEGAWAI NEGERI SIPIL (PNS) | 192 | 162 | 127 | 89 | 149 | 85 | 98 | 114 | 85 | 44 | 1.145 |
| 6 | TENTARA NASIONAL INDONESIA | 0 | 0 | 0 | 0 | 0 | 0 | 0 | 0 | 0 | 0 | 0 |
| 7 | KEPOLISIAN RI (POLRI) | 1 | 0 | 0 | 0 | 0 | 3 | 0 | 1 | 0 | 0 | 5 |
| 8 | PERDAGANGAN | 2 | 5 | 1 | 2 | 7 | 9 | 6 | 1 | 6 | 4 | 43 |
| 9 | PETANI/PEKEBUN | 2 | 0 | 0 | 1 | 0 | 1 | 3 | 1 | 2 | 0 | 10 |
| 10 | PETERNAK | 0 | 0 | 0 | 0 | 1 | 0 | 0 | 0 | 0 | 0 | 1 |
| 11 | NELAYAN/PERIKANAN | 0 | 0 | 0 | 0 | 0 | 0 | 0 | 0 | 0 | 0 | 0 |
| 12 | INDUSTRI | 2 | 0 | 0 | 0 | 0 | 0 | 0 | 0 | 0 | 0 | 2 |
| 13 | KONSTRUKSI | 0 | 0 | 0 | 0 | 0 | 0 | 0 | 0 | 0 | 0 | 0 |
| 14 | TRANSPORTASI | 0 | 0 | 0 | 0 | 0 | 0 | 0 | 0 | 0 | 0 | 0 |
| 15 | KARYAWAN SWASTA | 48 | 30 | 17 | 21 | 40 | 23 | 21 | 23 | 28 | 9 | 260 |
| 16 | KARYAWAN BUMN | 15 | 9 | 10 | 2 | 8 | 4 | 3 | 3 | 3 | 4 | 61 |
| 17 | KARYAWAN BUMD | 4 | 1 | 2 | 0 | 4 | 1 | 2 | 1 | 2 | 1 | 18 |
| 18 | KARYAWAN HONORER | 83 | 71 | 60 | 83 | 76 | 39 | 58 | 66 | 98 | 33 | 667 |
| 19 | BURUH HARIAN LEPAS | 0 | 0 | 0 | 0 | 0 | 1 | 0 | 1 | 0 | 0 | 2 |

| | | | | | | | | | | | | |
|----|-------------------------|---|---|---|---|---|---|---|---|---|---|----|
| 20 | BURUH TANI/PERKEBUNAN | 0 | 0 | 0 | 3 | 0 | 0 | 1 | 0 | 0 | 0 | 4 |
| 21 | BURUH NELAYAN/PERIKANAN | 0 | 0 | 0 | 0 | 0 | 0 | 0 | 0 | 0 | 0 | 0 |
| 22 | BURUH PETERNAKAN | 0 | 0 | 0 | 0 | 0 | 0 | 0 | 0 | 0 | 0 | 0 |
| 23 | PEMBANTU RUMAH TANGGA | 2 | 0 | 0 | 1 | 0 | 2 | 1 | 0 | 0 | 0 | 6 |
| 24 | TUKANG CUKUR | 0 | 0 | 0 | 0 | 0 | 0 | 0 | 0 | 0 | 0 | 0 |
| 25 | TUKANG LISTRIK | 0 | 0 | 0 | 0 | 0 | 0 | 0 | 0 | 0 | 0 | 0 |
| 26 | TUKANG BATU | 0 | 0 | 0 | 0 | 0 | 0 | 0 | 0 | 0 | 0 | 0 |
| 27 | TUKANG KAYU | 0 | 0 | 0 | 0 | 0 | 0 | 0 | 0 | 0 | 0 | 0 |
| 28 | TUKANG SOL SEPATU | 0 | 0 | 0 | 0 | 0 | 0 | 0 | 0 | 0 | 0 | 0 |
| 29 | TUKANG LAS/PANDAI BESI | 0 | 0 | 0 | 0 | 0 | 0 | 0 | 0 | 0 | 0 | 0 |
| 30 | TUKANG JAHIT | 1 | 2 | 1 | 2 | 1 | 0 | 0 | 0 | 1 | 2 | 10 |
| 31 | TUKANG GIGI | 0 | 0 | 0 | 0 | 0 | 0 | 0 | 0 | 0 | 0 | 0 |
| 32 | PENATA RIAS | 0 | 0 | 0 | 0 | 0 | 0 | 0 | 0 | 0 | 0 | 0 |
| 33 | PENATA BUSANA | 0 | 0 | 0 | 0 | 0 | 0 | 0 | 0 | 0 | 0 | 0 |
| 34 | PENATA RAMBUT | 0 | 0 | 0 | 0 | 0 | 0 | 0 | 0 | 0 | 0 | 0 |
| 35 | MEKANIK | 0 | 0 | 0 | 0 | 0 | 0 | 0 | 0 | 0 | 0 | 0 |
| 36 | SENIMAN | 0 | 0 | 0 | 0 | 0 | 1 | 0 | 0 | 0 | 0 | 1 |
| 37 | TABIB | 0 | 0 | 0 | 0 | 0 | 0 | 0 | 0 | 0 | 0 | 0 |
| 38 | PARAJI | 0 | 0 | 0 | 0 | 0 | 0 | 0 | 0 | 0 | 0 | 0 |
| 39 | PERANCANG BUSANA | 0 | 0 | 0 | 0 | 0 | 0 | 0 | 0 | 0 | 0 | 0 |
| 40 | PENTERJEMAH | 0 | 0 | 0 | 0 | 0 | 0 | 0 | 0 | 0 | 0 | 0 |

| | | | | | | | | | | | | |
|----|-----------------------------|---|---|---|---|---|---|---|---|---|---|---|
| 41 | IMAM MASJID | 0 | 0 | 0 | 0 | 0 | 0 | 0 | 0 | 0 | 0 | 0 |
| 42 | PENDETA | 0 | 0 | 0 | 0 | 0 | 0 | 0 | 0 | 0 | 0 | 0 |
| 43 | PASTOR | 0 | 0 | 0 | 0 | 0 | 0 | 0 | 0 | 0 | 0 | 0 |
| 44 | WARTAWAN | 0 | 0 | 0 | 0 | 0 | 0 | 0 | 0 | 0 | 0 | 0 |
| 45 | USTADZ/MUBALIGH | 0 | 0 | 0 | 0 | 0 | 0 | 0 | 0 | 0 | 0 | 0 |
| 46 | JURU MASAK | 0 | 0 | 0 | 0 | 0 | 0 | 0 | 0 | 0 | 0 | 0 |
| 47 | PROMOTOR ACARA | 0 | 0 | 0 | 0 | 0 | 0 | 0 | 0 | 0 | 0 | 0 |
| 48 | ANGGOTA DPR RI | 0 | 0 | 0 | 0 | 0 | 0 | 0 | 0 | 0 | 0 | 0 |
| 49 | ANGGOTA DPD RI | 0 | 0 | 0 | 0 | 0 | 0 | 0 | 0 | 0 | 0 | 0 |
| 50 | ANGGOTA BPK | 0 | 0 | 0 | 0 | 0 | 0 | 0 | 0 | 0 | 0 | 0 |
| 51 | PRESIDEN | 0 | 0 | 0 | 0 | 0 | 0 | 0 | 0 | 0 | 0 | 0 |
| 52 | WAKIL PRESIDEN | 0 | 0 | 0 | 0 | 0 | 0 | 0 | 0 | 0 | 0 | 0 |
| 53 | ANGGOTA MAHKAMAH KONSTITUSI | 0 | 0 | 0 | 0 | 0 | 0 | 0 | 0 | 0 | 0 | 0 |
| 54 | ANGGOTA KABINET KEMENTRIAN | 0 | 0 | 0 | 0 | 0 | 0 | 0 | 0 | 0 | 0 | 0 |
| 55 | DUTA BESAR | 0 | 0 | 0 | 0 | 0 | 0 | 0 | 0 | 0 | 0 | 0 |
| 56 | GUBERNUR | 0 | 0 | 0 | 0 | 0 | 0 | 0 | 0 | 0 | 0 | 0 |
| 57 | WAKIL GUBERNUR | 0 | 0 | 0 | 0 | 0 | 0 | 0 | 0 | 0 | 0 | 0 |
| 58 | BUPATI | 0 | 0 | 0 | 0 | 0 | 0 | 0 | 0 | 0 | 0 | 0 |
| 59 | WAKIL BUPATI | 0 | 0 | 0 | 0 | 0 | 0 | 0 | 0 | 0 | 0 | 0 |
| 60 | WALIKOTA | 0 | 0 | 0 | 0 | 0 | 0 | 0 | 0 | 0 | 0 | 0 |
| 61 | WAKIL WALIKOTA | 0 | 0 | 0 | 0 | 0 | 0 | 0 | 0 | 0 | 0 | 0 |

| | | | | | | | | | | | | |
|----|------------------------|----|----|----|----|----|----|----|----|----|---|-----|
| 62 | ANGGOTA DPRD PROP. | 0 | 0 | 0 | 0 | 0 | 0 | 0 | 0 | 0 | 0 | 0 |
| 63 | ANGGOTA DPRD KAB./KOTA | 0 | 0 | 1 | 0 | 0 | 0 | 0 | 0 | 0 | 0 | 1 |
| 64 | DOSEN | 8 | 10 | 3 | 7 | 3 | 1 | 6 | 4 | 5 | 3 | 50 |
| 65 | GURU | 37 | 48 | 25 | 18 | 32 | 12 | 22 | 22 | 35 | 9 | 260 |
| 66 | PILOT | 0 | 0 | 0 | 0 | 0 | 0 | 0 | 0 | 0 | 0 | 0 |
| 67 | PENGACARA | 0 | 0 | 0 | 0 | 1 | 0 | 0 | 0 | 0 | 0 | 1 |
| 68 | NOTARIS | 0 | 0 | 1 | 0 | 0 | 0 | 0 | 0 | 0 | 0 | 1 |
| 69 | ARSITEK | 0 | 0 | 0 | 0 | 0 | 0 | 0 | 0 | 0 | 0 | 0 |
| 70 | AKUNTAN | 0 | 0 | 0 | 0 | 0 | 0 | 0 | 0 | 0 | 0 | 0 |
| 71 | KONSULTAN | 0 | 0 | 0 | 0 | 0 | 1 | 0 | 0 | 0 | 0 | 1 |
| 72 | DOKTER | 9 | 3 | 5 | 1 | 4 | 2 | 2 | 1 | 1 | 1 | 29 |
| 73 | BIDAN | 9 | 5 | 3 | 6 | 4 | 5 | 3 | 6 | 5 | 0 | 46 |
| 74 | PERAWAT | 9 | 9 | 3 | 4 | 3 | 4 | 2 | 5 | 4 | 2 | 45 |
| 75 | APOTEKER | 0 | 1 | 0 | 1 | 0 | 0 | 0 | 0 | 0 | 0 | 2 |
| 76 | PSIKIATER/PSIKOLOG | 0 | 0 | 0 | 0 | 0 | 1 | 0 | 0 | 0 | 0 | 1 |
| 77 | PENYIAR TELEVISI | 0 | 0 | 0 | 0 | 0 | 0 | 0 | 0 | 0 | 0 | 0 |
| 78 | PENYIAR RADIO | 0 | 0 | 0 | 0 | 0 | 0 | 0 | 0 | 0 | 0 | 0 |
| 79 | PELAUT | 0 | 0 | 0 | 0 | 0 | 0 | 0 | 0 | 0 | 0 | 0 |
| 80 | PENELITI | 0 | 0 | 0 | 0 | 0 | 0 | 0 | 0 | 0 | 0 | 0 |
| 81 | SOPIR | 0 | 0 | 0 | 0 | 0 | 0 | 0 | 0 | 0 | 0 | 0 |
| 82 | PIALANG | 0 | 0 | 0 | 0 | 0 | 0 | 0 | 0 | 0 | 0 | 0 |

| | | | | | | | | | | | | |
|---------------|---------------------------------|--------------|--------------|--------------|--------------|--------------|------------|--------------|--------------|--------------|--------------|---------------|
| 83 | PARANORMAL | 0 | 0 | 0 | 0 | 0 | 0 | 0 | 0 | 0 | 0 | 0 |
| 84 | PEDAGANG | 9 | 2 | 6 | 4 | 5 | 2 | 3 | 1 | 10 | 0 | 42 |
| 85 | PERANGKAT DESA | 0 | 0 | 0 | 0 | 0 | 0 | 0 | 0 | 0 | 0 | 0 |
| 86 | KEPALA DESA | 0 | 0 | 0 | 0 | 0 | 0 | 0 | 0 | 0 | 0 | 0 |
| 87 | BIARAWAN/BIARAWATI | 0 | 0 | 0 | 0 | 0 | 0 | 0 | 0 | 0 | 0 | 0 |
| 88 | WIRASWASTA | 120 | 64 | 40 | 37 | 103 | 38 | 52 | 38 | 61 | 36 | 589 |
| 89 | ANGGOTA LEMB. TINGGI LAINNYA | 0 | 0 | 0 | 0 | 0 | 0 | 0 | 0 | 0 | 0 | 0 |
| 90 | ARTIS | 0 | 0 | 0 | 0 | 0 | 0 | 0 | 0 | 0 | 0 | 0 |
| 91 | ATLIT | 0 | 0 | 0 | 0 | 0 | 0 | 0 | 0 | 0 | 0 | 0 |
| 92 | CHEFF | 0 | 0 | 0 | 0 | 0 | 0 | 0 | 0 | 0 | 0 | 0 |
| 93 | MANAJER | 0 | 0 | 0 | 0 | 0 | 0 | 0 | 0 | 0 | 0 | 0 |
| 94 | TENAGA TATA USAHA | 0 | 0 | 0 | 0 | 0 | 0 | 0 | 0 | 0 | 0 | 0 |
| 95 | OPERATOR | 0 | 0 | 0 | 0 | 0 | 0 | 0 | 0 | 0 | 0 | 0 |
| 96 | PEKERJA PENGOLAHAN KERAJINAN | 0 | 0 | 0 | 0 | 0 | 0 | 0 | 0 | 0 | 0 | 0 |
| 97 | TEKNISI | 0 | 0 | 0 | 0 | 0 | 0 | 0 | 0 | 0 | 0 | 0 |
| 98 | ASISTEN AHLI | 0 | 0 | 0 | 0 | 0 | 0 | 0 | 0 | 0 | 0 | 0 |
| 99 | PEKERJAAN LAINNYA | 0 | 0 | 0 | 0 | 0 | 0 | 0 | 0 | 0 | 0 | 0 |
| JUMLAH | | 2.032 | 1.877 | 1.399 | 1.794 | 2.486 | 989 | 1.495 | 1.371 | 2.059 | 1.465 | 16.967 |